



Kkalpana Industries (India) Limited

ANNUAL REPORT 2022-23





KKALPANA INDUSTRIES (INDIA) LIMITED

Corporate Information

Board of Directors (As on 19th May 2023)

Chairman and Managing Director

Mr. Narrindra Suranna

Whole-Time-Directors

Dr. P.R. Mukherjee (from 27th June 2022)

Non- Executive Non-Independent Director

Mr. Ddev Surana

Non- Executive Independent Directors

Mr. Samir Kumar Dutta

Mrs. Ramya Hariharan

Mr. Deepesh Tiwari (from 27th June 2022)

Chief Financial officer

Mr. I. C. Dakalia

Company Secretary

Ms. Ankita Karnani (till 20th May 2023)

Ms. Swati Lodha (from 1st July 2023)

Plant Location

Bhasa, Diamond Harbour Road (W.B.)

Falta SEZ, (W.B.)

Corporate Website

www.kkalpanagroup.com

CIN: L19202WB1985PLC039431

Auditors

Statutory Auditor

M/s B. Chakrabarti & Co.

Chartered Accountants

Internal Auditor

M/s D K D & Associates

Chartered Accountants

Cost Auditor

M/s. D. Sabyasachi & Co

Practicing Cost Accountant

Secretarial & Secretarial Compliance Auditor

Mr. Ashok Kumar Daga

Practicing Company Secretary

Bankers Details

State Bank of India

Yes Bank

HDFC Bank

IndusInd Bank

Federal Bank

Committee Details

Audit Committee	Nomination and Remuneration Committee	Stakeholder Relationship Committee	Corporate Social Responsibility Committee
Mr. Samir Kumar Dutta	Mr. Samir Kumar Dutta	Mrs. Ramya Hariharan	Dr. P.R. Mukherjee
Dr. P.R. Mukherjee	Mrs. Ramya Hariharan	Dr. P.R. Mukherjee	Mr. Narrindra Suranna
Mrs. Ramya Hariharan	Mr. Deepesh Tiwari	Mr. Ddev Surana	Mr. Ddev Surana
			Mr. Samir Kumar Dutta

Registered Office

BK Market

16A Shakespeare Sarani

4th Floor, Room No.3

Kolkata – 700 071

Tel: 91 – 33 - 4064 7843

E mail: kolkata@kkalpana.co.in

www.kkalpanagroup.com

Registrar & Share Transfer Agent

M/s. C B Management Services (P) Ltd.

(Unit Kkalpana Industries (India) Ltd),

P-22, Bondel Road,

Kolkata – 700 019

Tel: 91 – 33 – 2280 6692/93/94

91 – 33 – 40116700/11/16/18/23/28

Fax: 91-033-40116739

E Mail: rta@cbmsl.com

Contents

Board of Directors	3
Five Years at a Glance	4
Chairman Statement	5
Notice	7
Board's Report	20
Management Discussion & Analysis	47
Corporate Governance Report	51
Auditors' Report (Standalone)	73
Audited Financials (Standalone)	84
Notes of Accounts (Standalone)	89
Auditors' Report (Consolidated)	130
Audited Financials (Consolidated)	138
Notes of Accounts (Consolidated)	143

Annual General Meeting

Date

23rd September 2023

Time

12.30 P.M. (IST)

Through Video Conference/ Other Audio-Visual Means

Deemed Place of Meeting:

**BK Market, 16A Shakespeare Sarani,
4th Floor, Room No.3, Kolkata – 700 071**

Book Closure Date

17th September 2023 to 23rd September 2023
(both days inclusive)

KKALPANA INDUSTRIES (INDIA) LIMITED

BOARD OF DIRECTORS

Narrindra Suranna

Mr. Narrindra Suranna, aged 62 years, is a B. Com (Hons.), and L.L.B from Calcutta University. Currently, he is holding the position of Chairman & Managing Director of the Company. He has been associated with the Company since inception. He has got wide experience in the Plastic Industry. Due to his effective leadership, the Company has been able to achieve stupendous growth.

Pranab Ranjan Mukherjee

Dr. Pranab Ranjan Mukherjee aged about 77 Years, is a Gold Medalist in M.sc and has done his Ph.D from I.I.T, Kharagpur. He has five years of Academic Research Experience in the fields of Synthetic and Mechanistic Organic Chemistry. He started his career in the year 1975 at INCAB Industries Limited as General Manager (Works). He also served as Director (Operations) at Polylink Polymers India Limited and Siechem Industries, Puduchery. He received various awards in his long career. He has been associated with Kkalpana since 2009 and is currently holding the position of Whole Time Director. He has over 43 years of Experience in plastic and polymers Industries. He has been associated with KKalpana in various projects and was taken on the Board of Directors w.e.f. 27.03.2022 and is serving as Whole Time Director since 27.06.2022.

Ddev Surana

Mr. Dev Krishna Surana, aged 30 years, is B. Com (Hons). He has also done MSC-Management for Business Excellence – from UK and MBA (CAM) from USA. His key skills are project management, Human Resource, Administration, and Information Technology. He has been associated with KKalpana in various projects and was taken on the Board of Directors w.e.f. 11.02.2019 and was serving as Whole Time Director since 28.05.2019, w.e.f. 27.03.2022, he ceases to be the Whole Time Director of the Company while still being on the Board as Non-Executive director.

Samir Kumar Dutta

Mr. Dutta, aged about 79 years, is a Graduate in science from Calcutta University and a Fellow Member of the Institute of Cost Accountants of India (ICAI). He has over 33 years of experience in finance and additionally 13 years of experience in corporate consultation & advisory, covering Cost Audit and Tax matters. He Joined the Board of Kkalpana as Director in June, 2017 and was appointed as Independent Director wef 23rd September, 2017.

Ramya Hariharan

Mrs. Ramya Hariharan, aged 44 years, is a qualified Company Secretary and LLB. She has 2 decades of experience in dealing with general corporate matters, mergers and acquisitions, projects, banking and finance and insolvency matters. She is the partner in charge of the eastern region of a reputed national law firm. She Joined the Board of Kkalpana in February 2019 and was appointed as an Independent Director wef 27.09.2019.

Deepesh Tiwari

Mr. Deepesh Tiwari, aged around 39 years, is an MBA (Marketing & Operations) from Symbiosis Centre for Management and Human Resource Development (SCMHRD). He is a Strategic Business Leader with nearly 14 years of experience in Business Management, Sales, P&L Ownership, Branch Operations, Business Development and Team Leadership with domain expertise in achieving quality portfolio in Home & Mortgage Loans, Retail LAP, Private Equity Funding across Mumbai, Delhi NCR, Bengaluru, Kolkata & Chennai. He Joined the Board of Kkalpana on June 27, 2022, and was appointment as an Independent Director on June 27, 2022.

Vision

*Vision without action is just a dream;
Action without vision merely passes the time;
Vision with action can change the world.*

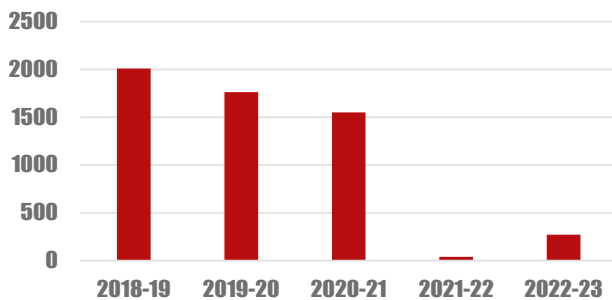


Five Years at a Glance

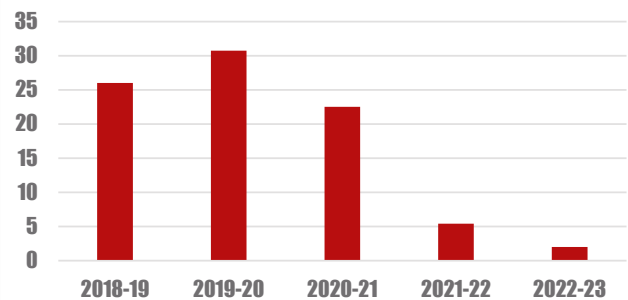
(Rs. In Crores)

Year	2018-19	2019-20	2020-21	2021-22	2022-23
Net Revenue	2009.03	1762.21	1549.99	40.16	272.21
PAT	25.62	30.64	22.41	5.30	1.90
EPS (Rs.)	2.72	3.26	2.38	0.56	0.20
Net Worth	318.53	346.28	367.70	33.64	35.69
Dividend (%)	12	6	10	NIL	NIL

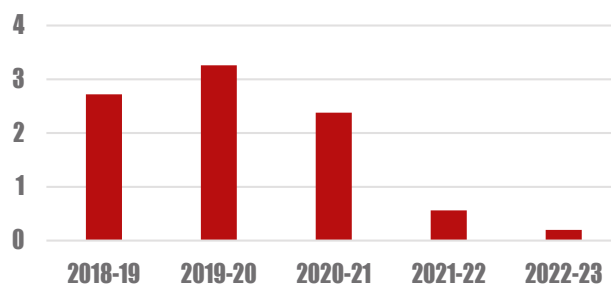
REVENUE (IN CRORES)



PAT (IN CRORES)



EPS (IN RS.) FV - 2/-



Chairman's Statement

Dear Members,

I feel greatly privileged to welcome you to the 38th Annual General Meeting of your company and hope that all of you and your family members are doing well. The Annual Report together with the Audited Accounts and Board's Report for the Financial Year ended 31st March 2023 are with you. I hope that it gives you a clear insight into the working of the Company during the year under review.



capex push and buoyant private consumption, particularly among higher income earners. Inflation remained high, averaging around 6.7 percent in FY 22-23 but the current-account deficit narrowed in Q3 on the back of strong growth in service exports and easing global commodity prices.

Global Economy

Compounding the damage from the COVID-19 pandemic, the Russian invasion of Ukraine has magnified the slowdown in the global economy, which is entering what could become a protracted period of feeble growth and elevated inflation, according to the World Bank's latest Global Economic Prospects report. This raises the risk of stagflation, with potentially harmful consequences for middle and low-income economies alike.

Global growth is expected to slump from 3.4 percent in 2022 to 2.8 percent in 2023— significantly lower than the 3 percent that was anticipated in 2024. It is expected to hover around that pace over 2024-25, as the war in Ukraine disrupts activity, investment, financial sector stress, and trade in the near term, pent-up demand fades, and fiscal and monetary policy accommodation is withdrawn, as a result of the damage from the pandemic and the war.

Indian Economy

The overall growth remains robust and is estimated to be 6.9 percent for the full year with real GDP growing 7.7 percent year-on-year during the first three quarters of fiscal year 2022-23. There were some signs of moderation in the second half of FY 22-23. Growth was underpinned by strong investment activity bolstered by the government's

India generates 25,940 tonnes of Plastic Waste every day. Even though having such great advantages, government and many Environmental Activists are calling for a ban on Plastics. For tackling the menace of Plastic Waste in India, the Government has completely banned import of Solid Plastic waste/ scrap in the Country. However, the very properties that make Plastic so dangerous, but its durability and long lifespan also make it a great asset. Plastic is such a material that can be constantly recycled. This helps Ecology and the Economy, especially when the human population is growing rapidly, and our lifestyle demands are increasing exponentially. The solution is not to Ban Plastic, but to ensure that it is used responsibly and recycled properly.

Scenario in Kkalpana Industries (India) Limited

A Scheme of Arrangement between the Company, Ddev Plastiks Industries Limited (CIN:U24290WB2020PLC241791) ("DPIL"), Wholly Owned Subsidiary of the Company, and their respective Shareholders and Creditors, providing for, inter alia, transfer of the Compounding Business Undertaking of the Company, on a going concern basis, to Ddev Plastiks Industries Limited, under provisions of Sec. 230-232 of the Companies Act, 2013, ("the scheme") was considered and approved by the Hon'ble National Company Law Tribunal, Kolkata Bench (NCLT) vide its order dated 4th March, 2022 having an appointed date wef 01.04.2021, copy whereof was filed with Ministry of Corporate Affairs

KKALPANA INDUSTRIES (INDIA) LIMITED

(MCA) on 01.04.2022, being the effective date. Accordingly, the business undertaking of Compounding Business stands demerged and vested in Ddev Plastiks Industries Limited in accordance with the said NCLT Order.

Your company has started taking effective steps to safeguard the topline and bottomline of the company. In this regard, you should be happy to note that your company recognizes that continuous innovation across products, processes and systems will be the springboard to catapult your company to higher profits and growth. Your directors are confident that these steps will protect your company from the adverse impact of slowdown in Indian economy.

The company's net revenue for the year ended 31st March 2023 stood at Rs. 27,220.64 Lacs as against Rs. 4016.15 Lacs for the Financial Year 2021-22. Profit after tax, for the year under review, stands at Rs. 190.06 Lacs, as against Rs. 529.93 Lacs in the previous financial year. The Company's EPS is Rs. 0.20 as against Rs. 0.56 in the previous financial year.

Acknowledgements

At the outset, I would like to extend my heartfelt gratitude to the Colleagues and associates operating from all our manufacturing Units, offices and other ancillary fabrication facilities who have been relentlessly working to ensure smooth and uninterrupted operations and serve the customers, vendors, and all stakeholders with utmost efficiency, despite the challenging times. As we continue to embark on our transformation journey, I wish to express my heartfelt gratitude to the members of the Board for providing continuous support and guidance to maintain the highest standards of Corporate Governance and professionalism in running the day-to-day business of your company. I also place on record my appreciation to regulatory/statutory bodies, banks, and financial institutions. My special thanks go to you, dear members, for expressing your trust in the company and helping it to shape it is an institution of great stability. I also thank our various customers and suppliers, based at various parts of the country.

NOTICE OF ANNUAL GENERAL MEETING

NOTICE IS HEREBY GIVEN that the 38th (Thirty-eight) Annual General Meeting of the Members of KKALPANA INDUSTRIES (INDIA) LIMITED will be held on Saturday, the 23rd day of September 2023, at 12:30 P.M. (I.S.T.) through Video Conferencing ("VC")/ Other Audio-Visual Means ("OAVM"), to transact the following businesses:

ORDINARY BUSINESS:

1. To receive, consider and adopt the Audited Standalone and Consolidated Balance Sheets as at 31st March, 2023 and the Statement of Profit & Loss Accounts and Cash Flow Statements for the year ended as on that date and the Board's Report and Report of the Statutory Auditors thereon.
2. To appoint a director in place of Dr. Pranab Ranjan Mukherjee (DIN: 00240758), who retires by rotation and being eligible, offers himself for reappointment.

SPECIAL BUSINESS:

3. **Ratification of the Remuneration payable to the Cost Auditors of the Company for the Financial Year ended 31st March 2024**

To consider and if thought fit, to pass, with or without modification(s), the following resolution as an Ordinary Resolution:

"RESOLVED THAT pursuant to provisions of Section 148(3) and other applicable provisions, if any, of the Companies Act, 2013 (including any statutory modification(s) or re-enactment(s) thereof), the Companies (Audit and Auditors) Rules, 2014, (as amended from time to time and for the time being in force), the Company hereby ratifies the remuneration of Rs. 20000/- plus taxes, as applicable, and out-of-pocket expenses incurred in connection with the Cost Audit, payable to M/s. D. Sabyasachi & Co (Firm Registration No. 000369), Cost Accountant, who have been appointed as Cost Auditors of the Company by the Board of Directors on the recommendation of Audit Committee, to conduct Audit of the cost records of the Company for the Financial Year ending 31st March, 2024.

FURTHER RESOLVED THAT the Board of Directors of the Company (including any Committee thereof), be and is hereby authorized to do all such acts, things, deeds and matters which are connected therewith or incidental thereto and take all necessary steps, as may be necessary, proper or expedient, to give effect to this resolution."

Registered Office:
BK Market
16A Shakespeare Sarani,
4th Floor, Room No. 3
Kolkata- 700071

Date: 19th Day of May, 2023
Place: Kolkata

By Order of the Board of Directors
For **Kkalpana Industries (India) Limited**

Ankita Karnani (ACS- 33634)
Company Secretary

KKALPANA INDUSTRIES (INDIA) LIMITED

Notes:

1. The Ministry of Corporate Affairs ("MCA") has, vide its General Circular No. 20/2020 dated May 5, 2020 and General Circular No. 10/2022 dated December 28, 2022 (collectively referred to as "MCA Circulars"), and Securities and Exchange Board of India ("SEBI") vide its Circular No. SEBI/HO/CFD/CMD1/CIRP/2020/79 dated May 12, 2020 and SEBI/HO/CFD/PoD-2/P/CIR/2023/4 dated January 05, 2023 (collectively referred to as "SEBI Circulars") permitted the holding of the Annual General Meeting ("AGM") through Video Conferencing ("VC") or Other Audio Visual Means ("OAVM"), without the physical presence of the Members at a common venue till 30th September, 2023. In compliance with the provisions of the Companies Act, 2013 ("the Act"), the SEBI (Listing Obligations and Disclosure Requirements) Regulations, 2015 ("SEBI Listing Regulations"), SEBI Circulars and MCA Circulars, the 38th AGM of the Company will be conducted through VC / OAVM on Saturday, the 23rd day of September 2023, at 12:30 p.m. (IST). The deemed venue for the 38th AGM will be the registered office of the Company at BK Market, 16 A Shakespeare Sarani, 4th Floor, Room No. 3, Kolkata - 700071.

2. Pursuant to the provisions of Companies Act, 2013, a member entitled to attend and vote at the AGM is entitled to appoint a proxy to attend and vote on a poll instead of himself / herself and the proxy need not to be a member of the Company.

However, since the AGM is being held through VC/ OAVM, pursuant to the MCA circulars and SEBI circulars, physical attendance of members has been dispensed with. Accordingly, the facility for appointment of proxy/ (ies) by the members to attend and cast vote for the members will not be available for this AGM and hence the proxy form and attendance slip are not annexed to this notice.

3. Institutional/ Corporate Members (i.e. other than Individuals/ HUF/ NRI etc.) intending to authorize its representatives to attend the meeting through VC/ OAVM and/ or to vote thereat through E-Voting/ Remote E-Voting, on its behalf, are required to send a certified copy of the Board/ its Governing Body's Resolution/ Authorization (scanned copy in .pdf/ .jpg format only), pursuant to Section 113 of the Companies Act, 2013, or upload it on the e-voting portal. The said Resolution/ Authorisation may be sent by E-mail through the registered email address to the Scrutinizer, Mr. Ashok Kumar Daga at daga.ashok@gmail.com or to the Company's email ids kolkata@kkalpana.co.in and companysecretary@kkalpana.co.in
4. The attendance of the Members attending the AGM through VC/ OAVM will be counted for the purpose of reckoning the quorum under Section 103 of the Companies Act, 2013.
5. The Members can join the AGM in the VC/ OAVM mode 15 minutes before and after the scheduled time of the commencement of the Meeting by following the procedure mentioned in the Notes of the Notice of 38th AGM. The facility of participation at the AGM through VC/ OAVM will be made available to 1000 members on first come first served basis. This will not include large Shareholders (Shareholders holding 2% or more shareholding), Promoters, Institutional Investors, Directors, Key Managerial Personnel, the Chairpersons of the Audit Committee, Nomination and Remuneration Committee, Stakeholders Relationship Committee and Auditors etc. who are allowed to attend the AGM without restriction on account of first come first served basis. The members will be able to view the proceedings on the National Securities Depository Limited's ("NDSL") E-voting Website at www.evoting.nsdl.com. The link for viewing one-way live webcast of the AGM will be made available on the company's website at www.kkalpanagroup.com.
6. The Statement, pursuant to Section 102 of the Companies Act, 2013, setting out material facts concerning the special business under Item Numbers 3 of the Notice of 38th AGM is annexed hereto. The recommendation of the Board of Directors of the Company (the "Board") in terms of Regulation 17(11) of the SEBI Listing Regulations for each item of special business, which are considered unavoidable by the Board, is also provided in the said statement.

The relevant details, pursuant to Regulation 36(3) of SEBI (Listing Obligations and Disclosure Requirements) Regulation, 2015 and Secretarial Standards on General Meetings (SS-2), issued by the Institute of Company Secretaries of India, in respect of Directors seeking re-appointment at this AGM, is also annexed. Requisite declarations have been received from Directors seeking appointment/re-appointment.

7. Register of Directors and Key Managerial Personnel of the Company and their respective shareholding maintained under Section 170 of the Companies Act, 2013 ("the Act") and The Register of Contracts and Arrangements in which the Directors are interested, maintained under Section 189 of the Companies Act, 2013 will be available for inspection, in electronic mode, by the members at the AGM.

8. All documents referred to in the Notice convening the 38th AGM and related Statement pursuant to Section 102 of the Companies Act, 2013 and annexures thereto (Collectively referred to as "Notice") will also be available for inspection, only in electronic mode, by the members from the date of circulation of the Notice upto the date of AGM i.e. 23.09.2023. Members seeking to inspect such documents can send an e-mail to the Company Secretary, at companysecretary@kkalpana.co.in.
9. In compliance with the provisions of Section 108 of the Companies Act, 2013 read with Rule 20 of the Companies (Management and Administration) Amendment Rules, 2015 and Regulation 44 of SEBI (Listing Obligations & Disclosure Requirements) Regulations, 2015, as amended, MCA Circulars, SEBI Circular and Secretarial Standards on General Meetings (SS-2) issued by the Institute of Company Secretaries of India, the Company is pleased to provide to its members, facility to exercise their right to vote on all resolutions set forth in the Notice convening the 38th AGM, electronically, through electronic voting (e-voting) services (both Remote E-Voting and E-Voting at AGM) facilitated by the NSDL and all items of the business may be transacted through remote e- voting (facility to cast vote from a place other than the venue of the AGM)/ E- Voting (facility to cast vote electronically at AGM) services provided by NSDL. Instructions and other information relating to remote e-voting/ e-voting are given in the notice under note no. 22. It may be noted that facility for E-voting at AGM shall be available for members who do not cast their vote through Remote E-Voting. Members who have cast their vote through Remote E-Voting may attend the AGM through VC/ OAVM but shall not be entitled to cast their votes at the Meeting once again.

Copies of the above documents are being sent by electronic mode to the members whose email addresses are registered with the Company/ Depository Participant(s) for communication purposes unless any member has requested for a physical copy of the same, in writing, in advance. For the members who have not registered their email addresses, physical copies of the aforesaid documents are being sent by the permitted mode.

The Company has not arranged for physical voting through ballot papers, pursuant to MCA Circulars and SEBI Circulars, since the meeting is being held through VC/ OAVM.

10. Voting rights will be reckoned on the paid-up value of shares registered in the name of the Members as on Saturday, 16th September 2023 (cut-off date). Only those Members whose names are recorded in the Register of Members of the Company or in the Register of Beneficial Owners maintained by the Depositories as on the cut-off date will be entitled to cast their votes by remote e-voting/ e-voting during the AGM.
11. In case of joint holders, only such joint holder who is higher in order of names, will be entitled to vote at the meeting.
12. In accordance with the provisions of section 91 of the Companies Act, 2013, the Register of Members and the Share Transfer Books of the Company will remain closed from Sunday 17th September 2023 to Saturday, 23rd September 2023 (both days inclusive).
13. Pursuant to Section 101 and Section 136 of the Companies Act, 2013 read with relevant Rules made thereunder, companies can serve Notice and Annual Report and other communication through electronic mode to those members who have registered their e-mail addresses either with the Company or with Depository Participant(s). Members who have not registered their e-mail addresses may now register the same. Members holding shares in de-mat form are requested to register their e-mail address with their Depository Participant(s) only.
14. In compliance with MCA Circulars and SEBI Circulars, Notice of AGM including details and instructions for remote e-voting/ e-voting and the Annual Report for the FY 2022-23 of the Company consisting of Financial Statements including Auditors' Report, Board's Report and related Annexures attached therewith (Collectively referred to as "Annual Report 2022-23" or "Annual Report") are being sent only through Electronic mode to those members whose e-mail addresses are registered with the Registrar and Share Transfer Agents ("RTA")/ Company/ Depository Participants and no physical copy of said documents are being sent to any member. Members may note that Notice of the 38th AGM, details and instructions for remote e-voting/ e-voting and the Annual Report of the Company for the FY 2022-23 consisting of Financial Statements including Auditors' Report, Board's Report and related Annexures attached therewith are also uploaded on the Company's website www.kkalpanagroup.com and may be accessed by the members. The said documents will also be available on the website of the Stock Exchanges i.e. BSE Limited and Calcutta Stock Exchange Limited at www.bseindia.com and www.cse-india.com and also on the website of NSDL at www.evoting/nsdl.com.

KKALPANA INDUSTRIES (INDIA) LIMITED

15. Members, holding shares in physical mode are requested to notify the change in their name/ address/ mandate/ bank account/ nominations/ e-mail address/ contact/ Power of Attorney etc. to the Registrar & Share Transfer Agent of the Company ("RTA"), M/s. CB Management Services (P) Limited, P-22, Bondel Road, Kolkata – 700 019. Members holding shares in de-mat form, are requested to intimate any change in their address and/ or bank mandate to their Depository Participant(s). The Company cannot act on any request received directly from members holding shares in de-mat form, for any change in their particulars.
16. Members are requested to address all correspondences, to the Registrar and Share Transfer Agents, as mentioned above.
17. The SEBI has mandated the submission of Permanent Account Number (PAN) by every participant in securities market. Members holding shares in electronic form are, therefore, requested to submit the PAN details to their Depository Participants with whom they are maintaining their de-mat accounts. Members holding shares in physical form can submit their PAN details to the Company's Registrar and Share Transfer Agents, M/s. CB Management Services (P) Limited.
18. Members, who are yet to encash their dividend warrants for any financial year(s), are requested to correspond/ lodge their claims with the Company's Registrar & Share Transfer Agents without delay. The details of dividend unclaimed by the members for the past years which have not yet been transferred to the Central Government are readily available for view by the members on the website of the Company (www.kkalpanagroup.com), as also on the website of the Ministry of Corporate Affairs through <http://iepf.gov.in/IEPFWebProject/SearchInvestorAction.do>? Method go to Search Investor. Further, the members are advised to glance through the database and lodge their claim for dividend, which has remained unclaimed, with the Company's Registrar and Share Transfer Agents.

The Ministry of Corporate Affairs has notified provisions relating to unpaid / unclaimed dividend under Sections 124 and 125 of Companies, Act, 2013 and Investor Education and Protection Fund (Accounting, Audit, Transfer and Refund) Rules, 2016 (including amendments from time to time). As per these, members are requested to note that dividends that are not encashed/claimed within seven years from the date of transfer to the Company's Unpaid Dividend Account, will as per Section 124 of the Act, be transferred to Investor Education and Protection Fund (IEPF). Shares on which dividend remains unpaid/ unclaimed for seven consecutive years will be transferred to demat account of IEPF Authority as per section 124 of the Act, and applicable rules, notifications, if any (as amended from time to time). Hence the Company urges all the shareholders to encash/claim their respective dividend during the prescribed period. The shareholders whose dividend/ shares are transferred to the IEPF Authority <http://iepf.gov.in/IEPFA/refund.html> and by following the procedure as prescribed under the IEPF Authority (Accounting, Audit, Transfer and Refunds) Rules, 2016, as amended from time to time.

19. Members may note that as per SEBI Circular No. SEBI/HO/MIRSD/MIRSD-PoD-1/P/CIR/2023/42 dated March 27, 2023, it is mandatory for all holders of physical securities in listed entities to update PAN, Address, Email ID, Bank account details (KYC details) and Nomination details of shareholders, who have not updated the same, with Registrar and Share Transfer Agent ("RTA") Henceforth, RTA i.e. M/s. CB Management Services (P) Limited will attend to all service requests of the shareholders with respect to transmission, dividend, etc., only after updating the above details in the records. If any of the KYC details are not updated in the folio on or before September 30, 2023, such folios shall be frozen by the RTA with effect from October 1, 2023
20. Attention of members of the Company is also drawn to SEBI Circular No. SEBI /HO /MIRSD /MIRSD_RTAMB /P/ CIR /2021/655 dated November 03, 2021 read with SEBI Circular No. SEBI/HO/MIRSD/MIRSD_RTAMB/P/CIR/2021/687 dated December 14, 2021 and SEBI Circular No. SEBI/HO/MIRSD/MIRSD_RTAMB/P/CIR/2022/8 dated January 25, 2022 on 'Common and Simplified Norms for processing investor's service request by RTA's and norms for furnishing PAN, KYC details and Nomination' and it is requested that the members furnish their respective PAN, KYC details and Nomination with the RTA/Company in accordance with said Circulars for updating their related records maintained in the Company. As per the provisions of Section 72 of the Companies Act, 2013, facility for making nomination is available for the Members in respect of the shares held by them. Nomination forms can be obtained from the Company's Registrars and Share Transfer Agents, by Members holding shares in physical form. Members holding

shares in electronic form, may obtain Nomination forms from their respective Depository Participant. Further, the above circulars had superseded with SEBI Circular No. SEBI/HO/MIRSD/MIRSD-PoD-1/P/CIR/2023/37 dated March 16, 2023 effective from 01.04.2023 Accordingly members are requested to adhere compliance thereof.

21. Members may please note that SEBI vide its Circular No. SEBI/HO/MIRSD/MIRSD_RTAMB/P/ CIR/2022/8 dated January 25, 2022 has mandated listed companies to issue securities in dematerialized form only while processing service requests viz. Issue of duplicate securities certificate; claim from unclaimed suspense account; renewal/ exchange of securities certificate; endorsement; sub-division/ splitting of securities certificate; consolidation of securities certificates/folios; transmission and transposition. Accordingly, Members are requested to make service requests by submitting a duly filled and signed requisite relevant forms, the format of which is available on the Company's website at <https://www.kkalpanagroup.com/investor-relations/> and also on the website of the M/s. CB Management Services (P) Limited. It may be noted that any service request can be processed only if the folio is KYC Compliant.

Further, SEBI vide its Circular No. SEBI/HO/MIRSD/MIRSD_RTAMB/P/CIR/2022/65 dated May 18, 2022 has simplified the procedure and standardized the format of documents for transmission of securities. SEBI vide its Circular No. SEBI/HO/MIRSD/MIRSD_RTAMB/P/CIR/2022/70 dated May 25, 2022 has simplified the procedure and standardized the format of documents for issuance of duplicate share certificates.

22. Members holding shares in physical form, in identical order of names, in more than one folio are requested to send to the RTA/ Company, the details of such folios together with the share certificates for consolidating their holding in one folio. Consolidated shares will be issued to such member after making requisite changes.
23. SEBI vide its Circular No. SEBI/HO/MIRSD/DOP1/CIR/P/2018/73 dated 20th April 2018 has mandated that for making dividend payments, companies whose securities are listed on the stock exchanges shall use electronic clearing services (local, regional or national), direct credit, real time gross settlement, national electronic funds transfer etc. The Company and its Registrar and Share Transfer Agent are required to seek relevant bank details of members from depositories/ investors for making payment of dividends in electronic mode. Further, pursuant to MCA General Circular 20/2020 dated 5th May 2020, companies are directed to credit the dividend of the members directly to the bank accounts of the members using Electronic Clearing Service. Accordingly, members are requested to provide or update (as the case may be) their bank details with the respective depository participants for the shares held in dematerialized form and with the Registrar & Share Transfer Agent in respect of shares held in physical form. In case of non-availability or non-updation of bank account details of the shareholders, the Company shall ensure payment of dividend to such member vide dispatch of dividend warrant/ cheque, as the case may be.
24. Members may note that in case they have any dispute against the Company and/or its Registrar and Share Transfer Agent regarding delay or default in processing any request, as per SEBI Circular SEBI/HO/MIRSD/MIRSD_RTAMB/P/ CIR/2022/76 dated May 30, 2022, they can file for arbitration with the Stock Exchange.

25. Instruction for E-Voting and Joining the AGM are as follows:

- I. The remote e-voting period commences on 20th September 2023 (9:00 a.m.) (IST) and ends on 22nd September 2023 (5:00 p.m.) (IST). During this period only the members of the Company, holding shares either in physical form or in dematerialized form, whose names appear in the Register of Members or Register of Beneficial Owners, as on the cut-off date of 16th September 2023, may cast their vote by remote e-voting. The remote e-voting module shall be disabled by NSDL for voting thereafter. Once the vote on a resolution is cast by the member, the member shall not be allowed to change it subsequently. The rights of members shall be proportionate to their share of the paid-up equity share capital of the company as on the cut-off date. E-voting rights cannot be exercised by a proxy, though corporate and institutional shareholders shall be entitled to vote through their authorized representatives with proof of their authorization.
- II. Mr. Ashok Kumar Daga, Practicing Company Secretary (Membership No. FCS-2699, C.O.P No. 2948) has been appointed as the Scrutinizer to scrutinize the E-voting during the AGM and remote e-voting process in a fair and transparent manner.

III. The way to vote electronically on NSDL e-Voting system consists of "Two Steps" which are mentioned below:

Step 1 : Log-in to NSDL e-Voting system at <https://www.evoting.nsdl.com/>

Step 2 : Cast your vote electronically on NSDL e-Voting system.


Step 1: Access to NSDL e-Voting system

A) Login method for e-Voting and joining virtual meetings for Individual shareholders holding securities in demat mode

In terms of SEBI circular dated December 9, 2020, on e-Voting facility provided by Listed Companies, Individual shareholders holding securities in demat mode are allowed to vote through their demat account maintained with Depositories and Depository Participants. Shareholders are advised to update their mobile number and email Id in their demat accounts in order to access e-Voting facility.

Login method for Individual shareholders holding securities in demat mode is given below:

Type of shareholders	Login Method
Individual Shareholders holding securities in demat mode with NSDL.	<ol style="list-style-type: none"> 1. If you are already registered for NSDL IDeAS facility, please visit the e-Services website of NSDL. Open web browser by typing the following URL: https://eservices.nsdl.com/ either on a Personal Computer or on a mobile. Once the home page of e-Services is launched, click on the "Beneficial Owner" icon under "Login" which is available under "IDeAS" section. A new screen will open. You will have to enter your User ID and Password. After successful authentication, you will be able to see e-Voting services. Click on "Access to e-Voting" under e-Voting services and you will be able to see e-Voting page. Click on options available against company name or e-Voting service provider - NSDL and you will be re-directed to NSDL e-Voting website for casting your vote during the remote e-Voting period or joining virtual meeting & voting during the meeting. 2. If the user is not registered for IDeAS e-Services, option to register is available at https://eservices.nsdl.com. Select "Register Online for IDeAS" Portal or click at https://eservices.nsdl.com/SecureWeb/IdeasDirectReg.jsp
	<ol style="list-style-type: none"> 3. Visit the e-Voting website of NSDL. Open web browser by typing the following URL: https://www.evoting.nsdl.com/ either on a Personal Computer or on a mobile. Once the home page of e-Voting system is launched, click on the icon "Login" which is available under 'Shareholder/Member' section. A new screen will open. You will have to enter your User ID (i.e. your sixteen digit demat account number held with NSDL), Password/OTP and a Verification Code as shown on the screen. After successful authentication, you will be redirected to NSDL Depository site wherein you can see e-Voting page. Click on options available against company name or e-Voting service provider - NSDL and you will be redirected to e-Voting website of NSDL for casting your vote during the remote e-Voting period or joining virtual meeting & voting during the meeting.

Type of shareholders	Login Method
	<p>4. Shareholders/Members can also download NSDL Mobile App “NSDL Speede” facility by scanning the QR code mentioned below for seamless voting experience.</p> 
Individual Shareholders holding securities in demat mode with CDSL	<ol style="list-style-type: none"> Existing users who have opted for Easi / Easiest, they can login through their user id and password. Option will be made available to reach e-Voting page without any further authentication. The URL for users to login to Easi / Easiest are https://web.cdslindia.com/myeasi/home/login or www.cdslindia.com and click on New System Myeasi. After successful login the Easi / Easiest user will be able to see the e-Voting option for eligible companies where the evoting is in progress as per the information provided by company. On clicking the evoting option, the user will be able to see e-Voting page of the e-Voting service provider for casting your vote during the remote e-Voting period or joining virtual meeting & voting during the meeting. Additionally, there is also links provided to access the system of all e-Voting Service Providers, so that the user can visit the e-Voting service providers’ website directly. If the user is not registered for Easi/Easiest, option to register is available at CDSL website www.cdslindia.com and click on login & New System Myeasi Tab and then click on registration option. Alternatively, the user can directly access e-Voting page by providing demat Account Number and PAN No. from a link in www.cdslindia.com home page. The system will authenticate the user by sending OTP on registered Mobile & Email as recorded in the demat Account. After successful authentication, user will be able to see the e-Voting option where the evoting is in progress and also able to directly access the system of all e-Voting Service Providers.
Individual Shareholders (holding securities in demat mode) login through their depository participants	<p>You can also login using the login credentials of your demat account through your Depository Participant registered with NSDL/CDSL for e-Voting facility. Upon logging in, you will be able to see e-Voting option. Click on e-Voting option, you will be redirected to NSDL/CDSL Depository site after successful authentication, wherein you can see e-Voting feature. Click on company name or e-Voting service provider i.e. NSDL and you will be redirected to e-Voting website of NSDL for casting your vote during the remote e-Voting period or joining virtual meeting & voting during the meeting.</p>

Important note: Members who are unable to retrieve User ID/ Password are advised to use Forget User ID and Forget Password option available at abovementioned website.

Helpdesk for Individual Shareholders holding securities in demat mode for any technical issues related to login through Depository i.e. NSDL and CDSL.

Login type	Helpdesk details
Individual Shareholders holding securities in demat mode with NSDL	Members facing any technical issue in login can contact NSDL helpdesk by sending a request at evoting@nsdl.co.in or call at 022 - 4886 7000 and 022 - 2499 7000
Individual Shareholders holding securities in demat mode with CDSL	Members facing any technical issue in login can contact CDSL helpdesk by sending a request at helpdesk.evoting@cdslindia.com or contact at toll free no. 1800 22 55 33

B) Login Method for shareholders other than Individual shareholders holding securities in demat mode and shareholders holding securities in physical mode.
How to Log-in to NSDL e-Voting website?

1. Visit the e-Voting website of NSDL. Open web browser by typing the following URL: <https://www.evoting.nsdl.com/> either on a Personal Computer or on a mobile.
2. Once the home page of e-Voting system is launched, click on the icon "Login" which is available under 'Shareholder/Member' section.
3. A new screen will open. You will have to enter your User ID, your Password/OTP and a Verification Code as shown on the screen.
Alternatively, if you are registered for NSDL eservices i.e. IDEAS, you can log-in at <https://eservices.nsdl.com/> with your existing IDEAS login. Once you log-in to NSDL eservices after using your log-in credentials, click on e-Voting and you can proceed to Step 2 i.e. Cast your vote electronically.

4. Your User ID details are given below:

Manner of holding shares i.e. Demat (NSDL or CDSL) or Physical	Your User ID is:
a) For Members who hold shares in demat account with NSDL.	8 Character DP ID followed by 8 Digit Client ID For example if your DP ID is IN300*** and Client ID is 12***** then your user ID is IN300***12*****.
b) For Members who hold shares in demat account with CDSL.	16 Digit Beneficiary ID For example if your Beneficiary ID is 12***** then your user ID is 12*****.
c) For Members holding shares in Physical Form.	EVEN Number followed by Folio Number registered with the company For example if folio number is 001*** and EVEN is 101456 then user ID is 101456001***

5. Password details for shareholders other than Individual shareholders are given below:
 - a) If you are already registered for e-Voting, then you can use your existing password to login and cast your vote.
 - b) If you are using NSDL e-Voting system for the first time, you will need to retrieve the 'initial password' which was communicated to you. Once you retrieve your 'initial password', you need to enter the 'initial password' and the system will force you to change your password.
 - c) How to retrieve your 'initial password'?
 - (i) If your email ID is registered in your demat account or with the company, your 'initial password' is communicated to you on your email ID. Trace the email sent to you from NSDL from your mailbox. Open the email and open the attachment i.e. a .pdf file. Open the .pdf file. The password to open the .pdf file is your 8 digit client ID for NSDL account, last 8 digits of client ID for CDSL account or folio number for shares held in physical form. The .pdf file contains your 'User ID' and your 'initial password'.
 - (ii) If your email ID is not registered, please follow steps mentioned below in **process for those shareholders whose email ids are not registered**
6. If you are unable to retrieve or have not received the "Initial password" or have forgotten your password:
 - a) Click on **"Forgot User Details/Password?"** (If you are holding shares in your demat account with NSDL or CDSL) option available on www.evoting.nsdl.com.
 - b) **"Physical User Reset Password?"** (If you are holding shares in physical mode) option available on www.evoting.nsdl.com.
 - c) If you are still unable to get the password by aforesaid two options, you can send a request at evoting@nsdl.co.in mentioning your demat account number/folio number, your PAN, your name and your registered address etc.
 - d) Members can also use the OTP (One Time Password) based login for casting the votes on the e-Voting system of NSDL.
7. After entering your password, tick on Agree to "Terms and Conditions" by selecting on the check box.
8. Now, you will have to click on "Login" button.
9. After you click on the "Login" button, Home page of e-Voting will open.

Step 2: Cast your vote electronically and join General Meeting on NSDL e-Voting system.

How to cast your vote electronically and join General Meeting on NSDL e-Voting system?

1. After successful login at Step 1, you will be able to see all the companies "EVEN" in which you are holding shares and who's voting cycle and General Meeting is in active status.
2. Select "EVEN" of company for which you wish to cast your vote during the remote e-Voting period and casting your vote during the General Meeting. For joining virtual meeting, you need to click on "VC/ OAVM" link placed under "Join General Meeting".
3. Now you are ready for e-Voting as the Voting page opens.
4. Cast your vote by selecting appropriate options i.e. assent or dissent, verify/modify the number of shares for which you wish to cast your vote and click on "Submit" and also "Confirm" when prompted.
5. Upon confirmation, the message "Vote cast successfully" will be displayed.
6. You can also take the printout of the votes cast by you by clicking on the print option on the confirmation page.
7. Once you confirm your vote on the resolution, you will not be allowed to modify your vote.

General Guidelines for shareholders

1. Institutional shareholders (i.e., other than individuals, HUF, NRI etc.) are required to send scanned copy (PDF/ JPG Format) of the relevant Board Resolution/ Authority letter etc. with attested specimen signature of the duly authorized signatory(ies) who are authorized to vote, to the Scrutinizer by e-mail to daga.ashok@gmail.com or to the Company at companysecretary@kkalpana.co.in with a copy marked to evoting@nsdl.co.in. They may also upload the same in the e-voting module in their login. The scanned image of the above-mentioned documents should be in the naming format "Corporate Name EVEN NO."
2. Any person holding shares in physical form and non-individual shareholders, who acquires shares of the Company and becomes member of the Company after the notice is sent through e-mail and holding shares as of the cut-off date i.e., on Saturday, 16th September 2023, may obtain the login ID and password by sending a request at evoting@nsdl.co.in or Issuer/RTA. However, if you are already registered with NSDL for remote e-voting, then you can use your existing user ID and password for casting your vote. If you forget your password, you can reset your password by using "Forgot User Details/Password" or "Physical User Reset Password" option available on www.evoting.nsdl.com or call on toll free no. 022 - 48867000 and 022 - 24997000. In case of Individual Shareholders holding securities in demat mode who acquires shares of the Company and becomes a Member of the Company after sending of the Notice and holding shares as of the cut-off date i.e. on Saturday, 16th September 2023 may follow steps mentioned in the Notice of the AGM under Step 1: "Access to NSDL e-Voting system"(Above).
3. It is strongly recommended not to share your password with any other person and take utmost care to keep your password confidential. Login to the e-voting website will be disabled upon five unsuccessful attempts to key in the correct password. In such an event, you will need to go through the "Forgot User Details/Password?" or "Physical User Reset Password?" option available on www.evoting.nsdl.com to reset the password.
4. In case of any queries, you may refer the Frequently Asked Questions (FAQs) for Shareholders and e-voting user manual for Shareholders available at the download section of www.evoting.nsdl.com or call on toll free no.: 022 - 48867000 and 022 - 24997000 or send a request to Ms. Pallavi Mhatre, Senior Manager at evoting@nsdl.co.in
5. In case of any grievances connected to the facility for e-voting please contact Ms. Pallavi Mhatre, Senior Manager, NSDL, Trade World, "A" Wing, 4th Floor, Kamala Mills Compound, Lower Parel, Mumbai 400 013 at telephone no. 022 - 48867000 and 022 - 24997000 or at E-mail ID : evoting@nsdl.co.in. In case of grievances connected to members data please contact Mr. Sujit Sengupta, M/s C.B. Management Services Pvt. Ltd. (Unit-

KKALPANA INDUSTRIES (INDIA) LIMITED

M/s Kkalpana Industries (India) Limited), P-22, Bondel Road, Kolkata – 700019, West Bengal; Email: rta@cbmsl.com/ senguptask@cbmsl.com; Tel: 033 4011 6700/18/23

6. You can also update your mobile no. and e-mail id in the user profile details of the folio which may be used for sending future communication(s).

IV. **Process for those shareholders whose email ids are not registered with the Depositories for procuring user id and password and registration of e mail ids for e-voting on the resolutions set out in this notice:**

1. In case shares are held in physical mode please provide Folio No., Name of shareholder, scanned copy of the share certificate (front and back), PAN (self attested scanned copy of PAN card), AADHAR (self attested scanned copy of Aadhar Card) by email to the RTA at rta@cbmsl.com or to the Company at companysecretary@kkalpana.co.in / kolkata@kkalpana.co.in
2. In case shares are held in de-mat mode, please provide DPID-CLID (16 digit DPID + CLID or 16 digit beneficiary ID), Name, client master or copy of Consolidated Account statement, PAN (self-attested scanned copy of PAN card), AADHAR (self-attested scanned copy of Aadhar Card) to the RTA at rta@cbmsl.com or to the Company at companysecretary@kkalpana.co.in / kolkata@kkalpana.co.in. If you are an Individual shareholder holding securities in demat mode, you are requested to refer to the login method explained at **step 1 (A) i.e. Login method for e-Voting and joining virtual meeting for Individual shareholders holding securities in demat mode.**
3. Alternatively, shareholder/member may send an e-mail request to evoting@nsdl.co.in for procuring User ID and Password for e-voting by proving the details mentioned in Point (1) or (2) as the case may be.
4. In terms of SEBI circular dated December 9, 2020, on e-Voting facility provided by Listed Companies, Individual shareholders holding securities in demat mode are allowed to vote through their demat account maintained with Depositories and Depository Participants. Shareholders are required to update their mobile number and email ID correctly in their demat account in order to access e-Voting facility.

V. **The instructions for members for e-voting on the day of the AGM are as under: -**

1. The procedure for e-Voting on the day of the AGM is same as the instructions mentioned above for remote e-voting.
2. Only those Members/ shareholders, who will be present in the AGM through VC/ OAVM facility and have not casted their vote on the Resolutions through remote e-Voting and are otherwise not barred from doing so, shall be eligible to vote through e-Voting system in the AGM.
3. Members who have voted through Remote e-Voting will be eligible to attend the AGM. However, they will not be eligible to vote at the AGM.
4. The details of the person who may be contacted for any grievances connected with the facility for e-Voting on the day of the AGM shall be the same person mentioned for Remote e-voting.

VI. **Instructions for members for attending the AGM through VC/ OAVM are as under:**

1. Member will be provided with a facility to attend the AGM through VC/ OAVM through the NSDL e-Voting system. Members may access by following the steps mentioned above for **Access to NSDL e-Voting system**. After successful login, you can see link of "VC/ OAVM link" placed under "Join General meeting" menu against company name. You are requested to click on VC/ OAVM link placed under **Join General Meeting** menu. The link for VC/ OAVM will be available in Shareholder/Member login where the EVEN of Company will be displayed. Please note that the members who do not have the User ID and Password for e-Voting or have forgotten the User ID and Password may retrieve the same by following the remote e-Voting instructions mentioned in the notice to avoid last minute rush.
2. Facility of joining the AGM through VC/ OAVM shall open 15 minutes before the time scheduled for the AGM and will be available for Members on first come first served basis. Members who need assistance before or

KKALPANA INDUSTRIES (INDIA) LIMITED

during the AGM, can contact NSDL or contact Ms. Pallavi Mhatre, Senior Manager, at telephone no. 022 - 4886 7000 and 022 - 2499 7000 or at E-mail ID : evoting@nsdl.co.in

3. Members are encouraged to join the Meeting through Laptops for better experience.
4. Further Members will be required to allow Camera and use Internet with a good speed to avoid any disturbance during the meeting.
5. Please note that Participants Connecting from Mobile Devices or Tablets or through Laptop connecting via Mobile Hotspot may experience Audio/Video loss due to Fluctuation in their respective network. It is therefore recommended to use Stable Wi-Fi or LAN Connection to mitigate any kind of aforesaid glitches.
6. Shareholders who would like to express their views/have questions may send their questions in advance mentioning their name demat account number/folio number, email id, mobile number at companysecretary@kkalpana.co.in / kolkata@kkalpana.co.in. The same will be replied by the company suitably.
7. Shareholders who would like to express their views/ask questions as a speaker at the Meeting may pre-register themselves by sending a request from their registered e-mail address mentioning their names, DP ID and Client ID/folio number, PAN and mobile number at companysecretary@kkalpana.co.in / kolkata@kkalpana.co.in between Monday, 11.09.2023 (9:00 AM IST) to Friday, 15.09.2023 (5:00 PM IST). Only those Shareholders who have pre-registered themselves as a speaker will be allowed to express their views/ask questions during the AGM, but he / she does not respond, the next speaker will be invited to speak. Accordingly, all speakers are requested to get connected to a device with a video/ camera along with good internet speed. The Company reserves the right to restrict the number of speakers depending on the availability of time for the AGM.
8. Shareholders attending the AGM through VC/OAVM shall be counted for the purpose of reckoning the quorum under Section 103 of the Act.
9. Members who need assistance before or during the AGM, can contact Ms. Pallavi Mhatre, Senior Manager, NSDL at evoting@nsdl.co.in or 022 - 4886 7000 and 022 - 2499 7000.

Other Instructions:

- 1 The Scrutinizer shall after the conclusion of voting at the AGM, first count the votes cast during the AGM and thereafter unblock the votes cast through remote e-voting and shall not later than 2 working days of conclusion of AGM, submit a consolidated scrutinizer's report of the total votes cast in favour or against, if any, to the Chairman or a person authorized by him in writing, who shall countersign the same and declare the result of the voting forthwith.
 - 2 The Results declared alongwith the report of the Scrutinizer shall be placed on the website of the Company www.kkalpanagroup.com and on the website of NSDL immediately after the declaration of result by the Chairman or a person authorized by him in writing. The results shall also be immediately forwarded to concerned stock exchanges where the company's shares are listed.
26. The Resolutions shall be deemed to be passed on the date of Annual General Meeting, subject to receipt of sufficient votes.
 27. Since the AGM will be held through VC/ OAVM, the route map is not annexed to this Notice.
 28. We urge members to support our commitment to environment protection by choosing to receive their shareholding communication through email. You can do this by updating your email address with your depository participants (in case of demat holdings) or with the RTA (in case of physical holdings)

KKALPANA INDUSTRIES (INDIA) LIMITED

DETAILS OF DIRECTORS SEEKING APPOINTMENT / REAPPOINTMENT AT THE 38TH ANNUAL GENERAL MEETING

(In Pursuance of Regulation 36(3) of SEBI Listing Regulations)

Name of Director	Dr. Pranab Ranjan Mukherjee
Date of Birth	10.10.1945
Date of Appointment on the Board	27.03.2022
Qualification	M.SC , PHD-IIT Kharagpur
Expertise	Dr. Pranab Ranjan Mukherjee aged about 78 Years, is a Gold Medalist in M.SC and has done his Ph.D from I.I.T, Kharagpur. He has five years of Academic Research Experience in the fields of Synthetic and Mechanistic Organic Chemistry. He started his career in the year 1975 at INCAB Industries Limited as General Manager (Works). He also served as Director (Operations) at Polylink Polymers India Limited and Siechem Industries, Puduchery. He received various awards in his long career. He has been associated with Kkalpana since 2009 and currently holding the position of Whole Time Director. He has over 42 years of Experience in plastic and polymers Industries. He has been associated with Kkalpana in various projects and was taken on the Board of Directors w.e.f. 27.03.2022 and is serving as Whole Time Director since 27.06.2022
Directorships held in other public companies including private companies which are subsidiaries of public companies #	None
Memberships / Chairmanships of Committees across other companies in which he/she is a director	None
Memberships / Chairmanships of Committees in the company	Member in Audit Committee, Stakeholder Relationship Committee. Chairman in Corporate Social Responsibility Committee till 10.02.2023
Shareholding in the Company	NIL
Relationship with other Directors	None

Excludes Directorships in Private Limited Companies, Foreign Companies and Government Companies

Registered Office:
BK Market
16A Shakespeare Sarani
4th Floor, Room No.3
Kolkata- 700071

By Order of the Board of Directors
For **Kkalpana Industries (India) Limited**

Date: 19th Day of May, 2023
Place: Kolkata

Ankita Karnani (ACS- 33634)
Company Secretary

STATEMENT TO THE NOTICE (REFER NOTE NO. 6)

Item No.3

The company is required, under provisions of Section 148 of the Companies Act, 2013 ("the Act") read with the Companies (Cost Records and Audit) Rules, 2014 ("the Rules"), as amended from time to time, to have the audit of its Cost Records conducted by a Practicing Cost Accountant or a firm of Cost Accountants. Further, in accordance with the provisions of Section 148 of the Act read with the Rules, the remuneration payable to the Cost Auditor has to be ratified by the members of the Company.

The Board of Directors of the Company, on the recommendation of the Audit Committee, at their respective meeting held on 19th May 2023, has approved the appointment of M/s D. Sabyasachi & Co (Firm Registration No. 000369), Cost Accountants, as the Cost Auditor to conduct the audit of the cost records of the Company for the financial year 2023-24, at a remuneration of Rs. 20,000/- plus taxes, as applicable, and out of pocket expenses incurred in connection with the Cost Audit.

Accordingly, the consent of the members is sought by way of an Ordinary Resolution as set out at Special Business under Item No.3 of the accompanying Notice convening the Annual General Meeting, for ratification of remuneration amounting to Rs. 20,000/- plus taxes, as applicable, and out of pocket expenses, incurred in connection with the Cost Audit, payable to the Cost Auditors for the financial year ending 31st March 2024.

In view of complying with the requirements of Section 148 of the Act and the Rules, thereunder, the appointment of Cost Auditor for the Financial Year 2023-24, being a special business is unavoidable in nature. The Board of Directors, accordingly, commends the ordinary resolution set out at Item No. 3 of the accompanying Notice convening the Annual General Meeting for ratification by the members.

None of the Directors or Key Managerial Personnel of the Company and their respective relatives are, in any way, concerned or interested, financially or otherwise in the resolution.

Registered Office:
BK Market
16A Shakespeare Sarani
4th Floor, Room No.3
Kolkata- 700071

By Order of the Board of Directors
For **Kkalpana Industries (India) Limited**

Date: 19th Day of May, 2023
Place: Kolkata

Ankita Karnani (ACS- 33634)
Company Secretary

Board's Report

To the Members of Kkalpana Industries (India) Limited,

The Board of Directors have pleasure to present the 38th Annual Report on the performance of the Company together with the Audited Statement of Accounts for the financial year ended March 31, 2023. ("FY 22-23")

Summarized Financial Results

(Rs. In Lacs)

	Standalone		Consolidated	
	2022-23	2021-22	2022-23	2021-22
Total Revenue	28,717.70	4647.28	28,718.20	4647.28
Profit before Depreciation, Financial Costs & Tax	1,044.75	615.82	1005.80	587.40
Less: Depreciation	245.62	294.65	245.62	294.65
Financial Costs	558.56	33.57	558.58	33.57
Profit before Tax	240.57	287.61	201.60	259.18
Less: Provision for Tax	50.51	(242.33)	50.50	(242.33)
Profit After Tax	190.06	529.94	151.09	501.51
Add: Profit brought forward from previous year.	1524.64	25354.70	1517.71	25375.85
Less: Amount adjusted pursuant to scheme of arrangement	-	(24171.86)	-	(24171.51)
Non-Controlling Interest	-	-	-	-
Amount Available for Appropriation	1714.70	1712.78	1668.80	1705.85
Appropriation				
Equity Dividend	-	(188.15)	-	(188.15)
Transfer to General Reserve	-	-	-	-
Surplus carried to Balance Sheet	1714.70	1524.63	1668.80	1517.71

Dividend

In order to preserve the Cash Flow, no dividend was recommended for FY 22-23.

Change of Registered Office

The Company has shifted its registered office within local limits of the city to BK Market, 16A Shakespeare Sarani, 4th Floor, Room No. 3, Kolkata - 700071 from 2B Pretoria Street, Kolkata 700071 w.e.f. 28th May 2022 for operational convenience.

Necessary compliances in this regard have been completed.

Industrial Scenario

As per a McKinsey report, if plastics demand follows its current trajectory, global plastic waste volumes would grow from 260 million tons per year in 2016 to 460 million tons per year by 2030, taking what is already a serious environmental problem to a whole new level.

As per an article by Fortune Business Insights, the global recycled plastic market size was US\$ 41.13 billion in 2020. Favourable initiatives to promote the use of recycled plastics in developed countries, growing acceptance of recycled plastics consumption in the textile industry as fibers in developing countries of the Asia Pacific, and cost effective, sophisticated recycling technologies are some of the key factors driving the global recycled plastics market.

The Indian plastics industry has been developing fast with market growth and diversification in recent years. Latest market reports indicate that the industry is the likely to be increasing in total exports of the Plastic raw materials. According to the Directorate General of Commercial Intelligence and Statistics (DGCIS) of India, the Indian plastics industry hosts more than 2,000 exporters.

Recycled plastic is scrap or waste plastic materials that are processed and re-purposed into useful products. Since most of the polymer materials used globally are non-biodegradable, recycling of these materials is the solution to reduce the burden of polymers present in the environment. Furthermore, increasing restrictions on the usage of single use polymers and initiatives taken by governments in Europe, China, India and Brazil are expected to promote recycling on fast-track

basis. For instance, the European Union has prohibited single use plastic polymer products since 2021. Moreover, the shift of end use industries, especially packaging and consumer goods towards sustainable or recyclable materials will drive the market growth. Further, the innovation and development of products, including packaging bottles, films, containers, and cutlery using post-consumer recycled (PCR) plastics will provide huge opportunities for the market in the future.

Many Industries are regularly modifying the Plastic to make it environment friendly. In India, Plastic has a higher edge in terms of Trust, Ability and Technology to leverage the global market. Corporate Houses are vigorously innovating & competing to provide the most efficient Plastics for making manufacturing easier, recyclable and more cost effective. However, for the corporate sector, recycling plastic is also a complicated issue. There are so many different grades of plastic, each requiring their own recycling processes. Some non-durable plastic types are not even recyclable in a commercially viable manner.

Currently, India generates 25,940 tonnes of Plastic Waste every day. Even though having such great advantages, government and many Environmental Activists are calling for a ban on Plastics. For tackling the menace of Plastic Waste in India, the Government has completely banned import of Solid Plastic waste/ scrap in the Country. However, the very properties that make Plastic so dangerous - its durability and long lifespan - also make it a great asset. Plastic is such a material that can be constantly recycled. This helps Ecology and the Economy, especially when the human population is growing rapidly, and our lifestyle demands are increasing exponentially. The solution is not to Ban Plastic, but to ensure that it is used responsibly and recycled properly.

Meanwhile, there are around 30,000 plastic processing units of which 85-90% are small and medium-sized enterprises, over 7000 recycling units and numerous end-users, which ensure an effective industry chain in the country. These enterprises employ more than 4 million people. The Government of India intends to take the plastic industry from a current level of Rs. 3 lakh crore (US\$ 37.8 billion) of economic activity to Rs. 10 lakh crore (US\$ 126 billion) in four-five years.

Operations and State of Company's Affairs

Pursuant to the Scheme of Arrangement between Kkalpana Industries India Limited ("KIL" or "the Company") and the Ddev Plastiks Industries Limited ("DPIL") and their respective Creditors and Shareholders ("the Scheme"), as approved by Hon'ble National Company Law Tribunal, Kolkata Bench, (NCLT) vide its Order dated 04.03.2022, the Compounding Business of KIL has been vested to DPIL having an appointed date of 01.04.2021. There has been no further change in the nature of business of the company during the financial year ended 31.03.2023.

During the year under review, your Company achieved total revenue of 28,717.70 Lacs as against total revenue of Rs. Rs. 4647.28 Lacs in the previous financial year. The Profit after Tax is 190.06 as against Rs. 529.94 Lacs in the previous year. The figures for previous financial year are represented after taking into effect the demerger of compounding business of the Company, pursuant to approval by the Hon'ble National Company Law Tribunal (NCLT), Kolkata Bench vide its order dated 04.03.2022 with an appointed date of 01.04.2021.

The Company recycles plastic and manufactures plastic granules. It has 2 (Two) manufacturing units with state-of-the-art machinery, infrastructure, equipment, and R&D facilities. With plants located at East coast of India, the company gains advantage of low freight costs. The Company is in process to identify more avenues and engage in reliable projects.

Future Prospects

Plastics are lightweight, durable and inexpensive materials that can be molded into a diverse variety of products. As a result, production of plastics has increased manifold over the past few decades. However, their current usage has also led to the generation of a huge amount of waste, resulting in major environmental concerns. The landfill is the conventional method for waste disposal; however, landfill area has become scarce in many countries. Although this method has limited environmental impacts, there are long-term risks of contamination of soil and groundwater associated with it, thus polluting the natural environment.

Plastic recycling is the reprocessing of plastic waste into new and useful products. When performed correctly, this can reduce dependence on landfills, conserve resources and protect the environment from plastic pollution and greenhouse gas emissions. Furthermore, consistent support from the government and increasing penetration of recycled plastic products is presenting lucrative opportunities for the global plastic recycling market. A major opportunity lies in increasing use of recycled plastics to other industries and its market is forecasted to grow even more in the following years.

Plastic recycling is a mechanical and chemical process of recovering plastic waste or scrap discarded during the production

KKALPANA INDUSTRIES (INDIA) LIMITED

of plastic products (pre-consumer plastic waste) or after the use of these products by consumers (post-consumer plastic waste). It is cost effective process and helps decrease carbon emissions.

The global plastic recycling market was valued at \$27.9 billion in 2021, and is projected to reach \$61 billion by 2031, growing at a CAGR of 8.7% from 2022 to 2031. Plastic recycling is the process of retrieving waste or used plastic materials and converting them into new products. Plastic waste is collected, sorted, cleaned, and processed in this process to produce a new material that can be utilized to make other products. The major objective of plastic recycling is to decrease the amount of plastic waste that ends up in dumping grounds and oceans and to conserve natural resources by using recycled plastic instead of new plastic. These programs promote plastic bags recycling to mitigate landfill hazards. People are also increasingly preferring to recycle plastic products to reduce waste. It is a crucial aspect of waste management and environmental conservation efforts. Several key factors are driving the plastic recycling market.

The rising awareness of the negative impacts of plastic waste on the environment, such as ocean pollution and harm to wildlife, is one of the major factors driving the growth of the market. Due to this, there is now more demand for plastic recycling as a means of reducing plastic waste and lowering its environmental impact. The growing desire by consumers and businesses for environmentally friendly and sustainable goods is another factor driving the plastic recycling industry. Recycled plastic is increasingly being used in goods by many businesses, which has increased demand for the material.

Because of the Central Government's total emphasis on infrastructure and continuation of reforms, the sector in which your company operates will get a big boost. Further, the strong Research and Development (R&D) facilities of your company will propel the turnover in the very near future. Your company has been constantly seeking inroads in overseas markets. A high standard of research and development will ensure cost reduction and cost control, which primarily affects the bottom line of any company.

The global plastic recycling market forecast report is segmented on the basis of product, source, application, and region. By product, the market is sub-segmented into polyethylene (PE), polyethylene terephthalate (PET), polypropylene (PP), polyvinyl Chloride (PVC), polystyrene (PS), and others. According to Source, the market is classified into plastic bottles, plastic films, polymer foam, and others.

Preservation of the environment, being the primary concern, worldwide, recycling becomes an important aspect, and we look forward to the growth of the industry.

Share Capital

There is no change in the Share Capital of the Company. As on 31st March 2023, the paid up equity share capital of the company stood at Rs. 1881.46 lacs divided into 94072930 equity shares of face value Rs. 2/- each.

Transfer to General Reserve

The Board of Directors decided to retain the entire amount of profits for 2022-23 in the retained earnings.

Transfer of Amount to Investor Education and Protection Fund

Pursuant to the provisions of the Investor Education and Protection Fund ("IEPF") (Uploading of information regarding unpaid and unclaimed amounts lying with companies) Rules, 2012, the Company has already filed the necessary form and uploaded the details of unpaid and unclaimed amounts lying with the Company, as on the date of last AGM (i.e., 24.09.2022), with the Ministry of Corporate Affairs ("MCA"). Since the company had not declared any dividend for the financial year ended 31.03.2016, no funds were required to be transferred to IEPF during the year under review.

Deposits

Your Company has not accepted any deposits from public and/ or members during the year under review, within the meaning of Section 73 of the Companies Act, 2013 read with the Companies (Acceptance of Deposit) Rules, 2014 and accordingly as of 31st March 2023, there were no unpaid deposits with the Company.

Research and Development

Your Company recognizes that Research & Development ("R&D") plays a vital role in supporting operations as well as future growth. Your Company focuses its attention on development of Products that have wide industrial applications, particularly in cable, piping, packaging and footwear industries. Through R&D, it endeavors to increase production, lower

the cost of production and lower wastage.

Directors and Key Managerial Personnel

Directors

Mr. Narrindra Suranna (DIN: 00060127), Chairman and Managing Director of the Company was appointed to said office for a term of 5 years wef 01.08.2017. As such, his term of office expired on 31.07.2022. The Board, at its meeting held on 12.02.2022, upon recommendation of Nomination and Remuneration Committee at its meeting held on same day, approved his re-appointment for a further term of 5 years wef 01.08.2022, and the same was approved by the shareholders at the Extra-Ordinary General Meeting held on 27.06.2022. It is also informed that he had submitted his consent for being re-appointed as Chairman and Managing Director of the Company.

Mr. Samir Kumar Dutta (DIN: 07824452), Independent Director of the Company was appointed to said office for a term of 5 years wef 23.09.2017. As such, his term of office expired on 22.09.2022. The Board, at its meeting held on 26.03.2022, upon recommendation of Nomination and Remuneration Committee at its meeting held on same day, approved his re-appointment for a further term of 5 years wef 22.09.2022, and the same was approved by the shareholders at the Extra-Ordinary General Meeting held on 27.06.2022. It is also informed that he had submitted his consent for being re-appointed as Independent Director of the Company.

Dr. Pranab Ranjan Mukherjee (DIN: 00240758) was appointed as an Additional Director w.e.f 27.03.2022 by the Board at its meeting held on 26.03.2022, upon recommendation of Nomination and Remuneration Committee at its meeting held on same day. His appointment as Whole-Time Director was approved by the shareholders at the Extra-Ordinary General Meeting held on 27.06.2022 for a term of 5 years wef 27.06.2022. It is also informed that he had submitted his consent for being appointed as Whole-Time Director of the Company.

Mr. Deepesh Tiwari (DIN: 09644428) was appointed as Additional Director under the category of Independent Director of the Company with effect from 27.06.2022 by the Board of Directors at its meeting on 27.06.2022 upon recommendation of the Nomination and Remuneration Committee at its meetings held on same day. His appointment as Independent Director for a term of 5 years wef 27.06.2022 was approved by the shareholders at the Annual General Meeting held on 24.09.2022. It is also informed that he had submitted his consent for being appointed as Independent Director of the Company.

The necessary disclosures about Directors, required pursuant to Regulation 36 of the SEBI (Listing Obligations and Disclosure Requirements) Regulations, 2015 ("SEBI Listing Regulations") and Clause 1.2.5 of the Secretarial Standard on General Meetings, are annexed to the Notice of 38th AGM, forming part of the Annual Report.

During the year under review, none of the directors resigned.

None of the Directors are disqualified or debarred by SEBI or any other statutory authority, from continuing office as Director.

Retirement by rotation and subsequent re-appointment

In accordance with the provisions of Section 152 of the Companies Act, 2013 ("the Act"), Dr. Pranab Ranjan Mukherjee (DIN -00240758), Whole-Time Director of the Company, retires by rotation at the ensuing Annual General Meeting and being eligible, has offered himself for re-appointment.

As per the stated provisions of the Act, the Independent Directors are not liable to retire by rotation.

Brief resume, nature of expertise, disclosure of relationship between directors inter-se, details of directorships and committee membership held in other companies of the Directors proposed to be appointed/re-appointed, along with their shareholding in the Company, as stipulated under Secretarial Standard-2 and Regulation 36 of the SEBI Listing Regulation is appended as an Annexure to the Notice of the ensuing AGM.

Key Managerial Personnel

As at the Financial Year ended 31.03.2023, the following were the Key Managerial Personnels of the Company: -

KKALPANA INDUSTRIES (INDIA) LIMITED

- (1) Mr. Narrindra Suranna,
- (2) Dr. Pranab Ranjan Mukherjee,
- (3) Mr. Indar Chand Dakalia, and
- (4) Ms. Ankita Karnani.

However, at the Board Meeting held on 19th May, 2023, Ms. Ankita Karnani, Company Secretary and Compliance Officer of the Company resigned with effect from 20.05.2023 and Mrs. Swati Lodha bearing Membership No. (ACS- 52755) was appointed as Company Secretary and Compliance Officer of the Company with effect from 01.07.2023.

Your Company has also received the necessary declaration from all the directors, as enumerated in Section 164(2) and 184(1) of the Companies Act, 2013.

The Board is of the opinion that the Independent Directors of the Company possess requisite qualifications, experience, proficiency, and expertise in their respective designated fields and are people of integrity.

The Independent Directors of the Company have undertaken requisite steps towards the inclusion of their names in the data bank of Independent Directors maintained with the Indian Institute of Corporate Affairs (IICA), in terms of Section 150 of the Companies Act, 2013 (including any statutory modifications, amendments/ re-enactments, if any) read with Rule 6 of the Companies (Appointment and Qualification of Directors) Rules, 2014, as amended from time to time.

Declaration by Independent Directors

All Independent Directors of the Company have given declarations under Section 149(7) of the Act, that they meet the criteria of Independence, as laid down under Section 149(6) of the Act and Regulation 16(1)(b) of the SEBI Listing Regulations. In terms of Regulations 25(8) of the SEBI Listing Regulations, the Independent Directors have confirmed that they are not aware of any circumstance or situation, which exists or may be reasonably anticipated, that could impair or impact their ability to discharge their duties with an objective independent judgment and without any external influence. They have also confirmed, respectively, pursuant to Circular No. LIST/COMP/14/2018-19 dated 20.06.2018 issued by BSE Ltd., pertaining to enforcement of SEBI Orders regarding appointment/ re-appointment of Director/Independent Director, that they are not debarred from holding office of Independent Director/ Director by virtue of any SEBI order or any other statutory authority and are not disqualified from continuing as Independent Directors in terms of Section 164 of the Act. They have also confirmed, respectively, their compliance with Rules 6(1) and 6(2) of the Companies (Appointment and Qualification of Directors) Rules, 2014 ("the Rules"), as amended from time to time, with respect to registration with the Databank of Independent Directors maintained with Indian Institute of Corporate Affairs.

Board membership Criteria and list of Core Skills/ Expertise/ Competencies identified in the context of the business

The Board of Directors are collectively responsible for selection of member on the Board. The Nomination and Remuneration Committee of the Company follows defined criteria for identifying, screening, recruiting and recommending candidates for selection as a Director on the Board. The criteria for appointment to the Board include:

- composition of the Board, which is commensurate with the size of the Company, its portfolio, geographical spread and its status as a listed Company;
- desired age and diversity on the Board;
- size of the Board with optimal balance of skills and experience and balance of Executive and Non-Executive Directors consistent with the requirements of law;
- professional qualifications, expertise and experience in specific areas of relevance to the Company;
- balance of skills and expertise in view of the objectives and activities of the Company;
- avoidance of any present or potential conflict of interest;
- availability of time and other commitments for proper performance of duties;
- personal characteristics being in line with the Company's values, such as integrity, honesty, transparency, pioneering mindset.

The Board has identified the following skills/ expertise/ competencies fundamental for the effective functioning of the

Company, which are currently available with the Board: -

- Leadership - experience of running large enterprise, leading well-governed organization, with an understanding of organizational systems and strategic planning and risk management, understanding of global business dynamics, across various geographical markets, industry verticals and regulatory jurisdictions.
- Strategy and planning - Appreciation of long-term trends, strategic choices and experience in guiding and leading management teams to make decisions in uncertain environments
- Governance - Experience in developing governance practices, serving the best interests of all stakeholders, maintaining board and management accountability, building long-term effective stakeholder engagements and driving corporate ethics and values
- Finance and Accounting Experience – Experience in handling financial management along with an understanding of accounting and financial statement
- Understanding use of Digital / Information Technology–Understanding the use of digital / Information Technology across the value chain, ability to anticipate technological driven changes & disruption impacting business and appreciation of the need of cyber security and controls across the organization
- Sales and Marketing-Experience in developing strategies to grow sales and market share, build brand awareness and equity, and enhance enterprise reputation.

The following are the details of respective core skills of Board Members as on 19.05.2023:

Name of Director	Core Skill
Mr. Narrindra Suranna (DIN: 00060127)	Leadership Strategy and Planning Finance & Accounting Experience Sales and Marketing
Mr. Ddev Surana (DIN: 08357094)	Leadership Strategy and Planning Understanding use of Digital/ Information Technology Sales and Marketing
Dr. Pranab Ranjan Mukherjee (DIN: 00240758)	Strategy and Planning Governance Sales and Marketing Understanding use of Digital/ Information Technology
Mr. Samir Kumar Dutta (DIN: 07824452)	Governance Finance and Accounting Experience
Mrs. Ramya Hariharan (DIN: 06928511)	Governance Finance and Accounting Experience Understanding use of Digital/ Information Technology
Mr. Deepesh Tiwari (DIN: 09644428)	Finance and Accounting Experience Understanding use of Digital/ Information Technology

Committees of the Board

The Board of Directors has the following Committees:

1. Audit Committee
2. Nomination and Remuneration Committee
3. Stakeholders' Relationship Committee
4. Corporate Social Responsibility Committee

The details of the Committees along with their respective composition, number of meetings and attendance at the meeting are provided in the Corporate Governance Report, which also forms part of this Annual Report.

Separate meeting of Independent Directors

KKALPANA INDUSTRIES (INDIA) LIMITED

The Independent Directors met on 10.02.2023, without the attendance of Non-Independent Directors and members of the Management, except the Company Secretary, who was present by invitation. The Independent Directors reviewed the performance of Non-Independent Directors and the Board as a whole, the performance of the Chairman of the Company, taking into account the views of Executive Directors and Non-Executive Directors and assessed the quality, quantity and timeliness of flow of information between the Company Management and the Board that is necessary for the Board to effectively and reasonably perform their duties.

Code of Conduct for Directors, Senior Management Personnel and Employees

Your Company has adopted the Code of Conduct ("the Code" or "CoC") for its Directors and Senior Management. In terms of Regulation 26(3) of SEBI Listing Regulations, all Directors and Senior Management Personnel have affirmed compliance with the code. The Chief Executive Officer who is also Managing Director has in turn affirmed and certified the same, under Regulation 34(3) read with Part D of Schedule V to the SEBI (Listing Obligations and Disclosure Requirements) Regulations, 2015 (as amended), which certification is provided in the Report on Corporate Governance. The Company also has in place an HR Policy for its employees at all levels.

Familiarization Programme for Independent Directors

The Company had organized familiarization programmes for the Independent Directors as per the requirement of the Companies Act, 2013 and Regulation 25(7) of SEBI (Listing Obligations and Disclosure Requirements) Regulations, 2015 and it conducts familiarization programme, from time to time, for its Independent Director. All independent directors inducted into the Board attended the familiarization programme. The Company has familiarized the Independent Director with the company, their roles, rights, responsibilities in the company, nature of the Industry in which the company operates and business model of the company. The Company endeavors to update the Independent Directors regarding the company's projects, new ventures, if any, opening of new office sites or manufacturing units, shutdown/ closure of any manufacturing unit. It also keeps the Independent Directors informed of any sluggishness in finance/ liquidity problems, if any. The suggestions received from Independent Directors are taken note of and informed to the Chairman and Managing Director takes suitable measures, if required, on the suggestions of the Independent Directors. Further, at the time of the appointment of an Independent Director, the company also issues a formal letter of appointment outlining his/her role, function, duties and responsibilities. The format of the letter of appointment is available under the head draft letter of appointment on our website (www.kkalpanagroup.com/investor-relations.php)

Board Evaluation

The Board of Directors has devised a policy for performance evaluation, which includes criteria for performance evaluation. It reviews the performance evaluation criteria annually in accordance with Regulation 4(2)(f)(ii)(9) of SEBI (Listing Obligations and Disclosure Requirements) Regulations, 2015, as amended from time to time. The Nomination and Remuneration Committee accordingly carries out an annual evaluation of Board's performance, and the performance of its Committees as well as Individual Directors (both Executive and Non-executive/ Independent Directors) in accordance with Section 178(2) of the Companies Act, 2013. This involves receiving input from all Committee members. The Board thereafter reviews and takes on record the performance evaluation done by the Nomination and Remuneration Committee. The Board evaluates the performance of Independent Directors, pursuant to Regulation 17(10) of SEBI (Listing Obligations and Disclosure Requirements) Regulations, 2015 read with Schedule IV to the Companies Act, 2013.

Pursuant to the provisions of the Section 178(2) Companies Act, 2013 and SEBI (Listing Obligations and Disclosure Requirements) Regulations, 2015, the formal annual evaluation was carried out for the Board's own performance, its committees & Individual Directors.

A structured performance evaluation form was prepared after taking into consideration inputs received from the Directors and on the basis of the evaluation criteria laid down by Nomination and Remuneration Committee and as reviewed and approved by the Board of Directors, covering various aspects of the Board's functioning including adequacy of the composition of the Board and its Committees, Board culture, execution and performance of specific duties, obligations and governance, the effectiveness of its processes, information, flow and functioning.

A separate meeting of Independent Directors was held to review the performance of Non-Independent Directors, the performance of the Board of Directors and the performance of Chairman. The Directors evaluation was broadly based on parameters such as, meeting the expectation of stakeholders, guidance and review of corporate strategy, risks, participation, Director's contribution to the Board of Directors and Committee meetings, including preparedness on the

issues to be discussed as well as meaningful and constructive contribution and inputs during the meeting and attendance at Board / Committee meetings, interpersonal skills. The performance evaluation of the Chairman of the Company was undertaken by the Independent Directors considering the views of Executive Directors and Non-Executive Directors. The Chairperson is evaluated on the key aspects of their role, their contribution to ensuring corporate governance, leadership qualities, decision implementation, understanding of market and industry scenario etc. The Independent Directors also assessed the quality, quantity, and timeliness of flow of information between the Company's management and the Board.

Observation of the Board in regard its own performance

In regard to Financial Year ended 31st March 2023, the Board of Directors of the Company, after an exhaustive discussion on the captioned subject matter, was of the opinion that operationally, the Board, as whole, had issued effective instructions, from time to time, and the same were duly carried out.

Policy on Director's appointment and remuneration

The current policy is to have an appropriate mix of executive and non-executive / independent directors to maintain the independence of the Board and separate its functions of governance and management.

The Company's Policy for selection and appointment of Directors and their remuneration is based on its Nomination and Remuneration policy which, inter alia, deals with the manner of selection of the Directors and Senior Management Personnel and such other matters as provided under section 178(3) of the Act and 19(4) of SEBI (Listing Obligations and Disclosure Requirements) Regulations, 2015, including any amendment thereto.

The policy of the Company on directors' appointment and remuneration, including the criteria for determining qualifications, positive attributes, independence of a director and other matters, as required under section 178(3) of Companies Act, 2013 is available on the company's website under the head Policy at www.kkalpanagroup.com/investor-relations.php.

Your Directors affirm that the remuneration paid to the directors is as per the terms laid out in the Nomination and Remuneration Policy of the Company and in accordance with the Companies Act, 2013 and Securities and Exchange Board of India (Listing Obligations and Disclosure Requirements) Regulations, 2015.

Board meetings

The Board held 6 (Six) times during the financial year under review, the details of which are given in the Corporate Governance Report which is annexed and forms a part of this report.

Sr. No.	Date of Board Meeting	No. of Directors attended
1	14.04.2022	5
2	27.05.2022	5
3	27.06.2022	5
4	12.08.2022	6
5	11.11.2022	6
6	10.02.2023	5

The intervening gap between two consecutive Meetings was within the period prescribed under the Companies Act, 2013 and the SEBI (Listing Obligations and Disclosure Requirements) Regulations, 2015.

Directors' Responsibility Statement

Pursuant to the requirement clause (c) of sub-section (3) of Section 134 of the Companies Act, 2013, your Directors confirm that:

- in the preparation of the annual accounts, the applicable accounting standards had been followed along with proper explanation relating to material departures;
- the directors had selected such accounting policies and applied them consistently and made judgments and estimates that are reasonable and prudent so as to give a true and fair view of the state of affairs of the company at the end of the financial year and of the profit and loss of the company for that period;
- the directors had taken proper and sufficient care for the maintenance of adequate accounting records in accordance

KKALPANA INDUSTRIES (INDIA) LIMITED

with the provisions of this Act for safeguarding the assets of the company and for preventing and detecting fraud and other irregularities;

- (d) the directors had prepared the annual accounts on a going concern basis; and
- (e) the directors, had laid down internal financial controls to be followed by the company and that such internal financial controls are adequate and were operating effectively; and
- (f) the directors had devised proper systems to ensure compliance with the provisions of all applicable laws and that such systems were adequate and operating effectively.

Statutory Auditors & Audit

Pursuant to Section 139 of the Companies Act, 2013, M/s. B. Chakrabarti & Associates (Firm Registration No. 305048E), Chartered Accountant, were appointed as Statutory Auditor of the Company for a tenure of 5 years commencing from the conclusion of 37th Annual General Meeting of the Company held on 24th September 2022 till the conclusion of 42nd Annual General Meeting of the Company to be held in 2027.

The consent for confirmation of Statutory Auditor, certificate of eligibility and peer review confirmation as per the provisions under Companies Act, 2013 and rules made thereunder, dated 05.05.2023 was received from M/s. B. Chakrabarti & Associates (Firm Registration No. 305048E), Chartered Accountant, Kolkata.

The Auditors' Report on the accounts for the year ended 31st March, 2023 does not contain any qualification, reservation, adverse remark or observation.

During the year under review no fraud was reported by the Auditors, pursuant to Section 143(12) of the Companies Act, 2013.

Internal Auditors & Internal Audit

Pursuant to Section 138 of the Companies Act, 2013, the Board of Directors of your Company has re-appointed M/s. DKD & Associates, Chartered Accountants, Kolkata (Firm Registration No.322657E) as Internal Auditors, for the financial year 2023-2024, on the recommendation of Audit Committee. The Quarterly Internal Audit Report submitted by Internal Auditors during the Financial Year 2022-23 has been reviewed by the Audit Committee and Board, at their respective meetings and the suggestions therein implemented to the extent possible.

Cost Auditors & Cost Audit

Pursuant to Section 148 of the Companies Act, 2013 and subject to rules thereunder, the Board of Directors, on the recommendation of the Audit Committee, has appointed M/s. D. Sabyasachi & Co. (Membership No. 000369), Cost Accountants, Kolkata, as the Cost Auditors of the Company for the financial year 2023-24. M/s. D. Sabyasachi & Co. have confirmed that their appointment is within the prescribed limits and they are free from any disqualifications as provided in Section 141 of the Companies Act, 2013. The Cost Audit Fees of the Cost Auditor for financial year 2023-24 is proposed for ratification at the ensuing Annual General Meeting. The Cost Audit Report for the Financial Year 2022-23 does not contain any qualification, reservation, adverse remark or observation.

Secretarial Auditor & Secretarial Audit

Pursuant to Section 204 of the Act, read with the Companies (Appointment and Remuneration of Managerial Personnel) Rules, 2014, the Board at its meeting held on 19th May, 2023 had re-appointed Mr. Ashok Kumar Daga (Membership No.- FCS- 2699, C.O.P No. 2948), Practising Company Secretary, to conduct Secretarial Audit for the Financial Year 2023-24. The report of the Secretarial Auditors for the Financial Year 2022-23 in Form MR-3 is annexed herewith as 'Annexure 1' to this report. The report is self-explanatory and does not call for any further comments.

Annual Secretarial Compliance Audit

SEBI Circular No. CIR/CFD/CMD1/27/2019 dated 08.02.2019 introduced that listed companies shall additionally, on an annual basis, require a check by Practising Company Secretary ("PCS") on compliance of applicable SEBI Regulations and circulars/ guidelines issued thereunder, consequent to which, the PCS shall submit a report to the listed entity. Further, in accordance with Regulation 24A of SEBI Listing Regulations also the Annual Secretarial Compliance Certificate is required to be filed with the Stock Exchange where the shares of the company are listed within 60 days from end of related financial year. Accordingly, Mr. Ashok Kumar Daga (Membership No.-FCS- 2699, C.O.P No. 2948), Practising Company Secretary, was

appointed by the Board for the said purpose who has since submitted his report to the Board, copy whereof was placed for consideration by Board members, at its meeting held on 19th May, 2023 and shall subsequently be submitted to the Stock Exchange as per the requirement of the said circular and regulation. The Annual Secretarial Compliance Report issued by Mr. Ashok Kumar Daga, (Membership No.-FCS- 2699, C.O.P No. 2948), Practicing Company Secretary for the year ended 31st March 2023 does not contain any qualification, reservation or adverse remark and is annexed herewith as 'Annexure 2' to this report.

Policies

The Companies Act, 2013 and SEBI (Listing Obligations and Disclosure Requirements) Regulations, 2015 mandated the formulation of certain policies for all listed companies. All applicable policies are available under the head Policy on the Company's website: www.kkalpanagroup.com/investor-relations.php. The policies are reviewed periodically by the Board and/or Committees, as required, and updated, based on need and new compliance requirements.

Corporate Social Responsibility (CSR)

The Company has a Corporate Social Responsibility Committee, the constitution of which is detailed in the Corporate Governance Report forming part of this Report. In compliance with Section 135 of the Companies Act, 2013 read with Companies (Corporate Social Responsibility Policy) Rules, 2014, as amended from time to time, the Company has adopted a CSR policy which is available under the head policy at: <http://www.kkalpanagroup.com/investor-relations.php>.

Pursuant to Section 135 of the Companies Act, 2013, Companies (Corporate Social Responsibility) Rules, 2014 and Schedule VII to the Act, CSR is applicable to every Company having:

- (1) Net worth of Rs. 500 Crore or more, or
- (2) Turnover of Rs. 1000 crore or more, or
- (3) Net Profit of Rs. 5 crore or more.

during the immediately preceding financial year.

The turnover, net worth and net profit of the company in the immediately preceding financial year 2021-22 (with respect to financial year 2022-23) did not exceed the limit as specified under Section 135 of the Companies Act, 2013 and therefore CSR Expenditure was not required in the financial 2022-23.

The turnover, net worth and net profit of the financial year under review i.e. financial year 2022-23 does not exceed the limit as specified under Section 135 of the Companies Act, 2013 read with relevant Rules and therefore no CSR Expenditure is mandatorily required to be undertaken in the FY 2023-24.

Related party transactions

Your Company has formulated a policy on Related Party Transaction (RPT) which is available on Company's website www.kkalpanagroup.com. There were no transactions that required disclosure under section 134(3)(h) of the Companies Act, 2013, in Form AOC-2, and hence your company has not provided any details of such related party transactions.

A proposal was made by the board of directors for entering into related party transaction entered between the Company and Ddev Plastiks Industries Limited (DPIL) and also with Ddev Plastic Limited (DPL) at its board meeting dated 10.02.2023 in terms of Section 188 of the Companies Act, 2013 ('Act'), read with Rule 15 of the Companies (Meetings of Board and its Powers) Rules, 2014 and other applicable provisions of the Act read with related rules thereunder, and Regulation 23 and other applicable Regulations of the Securities and Exchange Board of India (Listing Obligations and Disclosure Requirements) Regulations, 2015, ("SEBI Listing Regulations"). The above transactions being material in nature required shareholders' approval. The board of directors based upon the recommendation of Audit Committee decided to take necessary approval from the shareholders by way of Postal Ballot and accordingly Mr. Ashok Kumar Daga (FCS No: 2699 and CP No: 2948), Practicing Company Secretary was appointed as the Scrutinizer for scrutinizing the E-voting results. The postal ballot notice seeking approval of the shareholders for entering into such transactions was circulated to the shareholders. Based upon the report of the Scrutinizer and as informed to the Stock Exchanges, the Shareholders considered and approved the proposed resolutions and thereby the proposed transactions. Both the resolutions i.e., Approval for Material Related party transaction between the Company with Ddev Plastiks Industries Limited ('DPIL') and also with Ddev Plastic Limited ('DPL') to be entered into by the company in its ordinary course of business and at an arm's length for FY 2023-24 were passed with requisite majority by way of Postal Ballot by members on 12.04.2023.

KKALPANA INDUSTRIES (INDIA) LIMITED

The terms and conditions as approved by the members for entering Related Party Transaction between the Company and DPIL, are as follows:

- a. aggregate value of Related Party Transaction to be entered during FY 2023-24 for sale, purchase or supply of any goods or material, directly or through an agent, subject to such transaction(s) being carried out at arm's length and in the ordinary course of business of the Company, not to exceed Rs. 300 crores.
- b. aggregate value Related Party Transaction to be entered during FY 2023-24 for payment with respect to brand usage or royalty in the ordinary course of business of the Company, not to exceed Rs. 15 crores.

The terms and conditions as approved by members for entering Related Party Transaction between the Company and DPL, are as follows:

- a. aggregate value of Related Party Transaction to be entered during FY 2023-24 for sale, purchase or supply of any goods or material, directly or through an agent, subject to such transaction(s) being carried out at arm's length and in the ordinary course of business of the Company, not to exceed Rs. 150 crores.

Consolidated Financial Statement

Pursuant to Section 129(3) of the Companies Act, 2013 ("Act"), the consolidated financial statements of the Company and its subsidiaries and associate, prepared in accordance with the relevant Accounting Standard specified under Section 133 of the Act, read with Rule 7 of the Companies (Accounts) Rules, 2014, form part of this Annual Report. Pursuant to the provisions of the said section, a statement containing the salient features of the financial statements of the Company's subsidiaries, associates and joint ventures in Form AOC-1 is given in this Annual Report and marked as "Annexure-3".

The Annual Report of the Company, containing therein its standalone and the consolidated financial statements has also been placed on the website of the Company, <https://www.kkalpanagroup.com/investor-relations/>. The Financial Statements along with audit reports of the subsidiaries are available for inspection online by the Members.

Subsidiaries/ Joint Ventures / Associate Companies

Kkalpana Plastick Limited (KPL) is the Associate Company of the Company wherein the Company holds 36.23% of equity in its paid-up capital. However, 2002920 equity shares of KPL have been proposed by the Board of Directors based upon the recommendation of the Audit Committee at their respective meeting dated 19.05.2023, to be transferred to Bbigplas Poly Private Limited (BPPL), holding Company of the company, which would account for an Inter-se Transfer of Shares between the Promoters, in terms of Regulation 10 of Securities and Exchange Board of India (Substantial Acquisition of Shares and Takeovers) Regulations, 2011, since BPPL is also the promoter of KPL. As at end of financial year under review the company continued to be an associate company and has accordingly been considered in consolidated financials of the Company.

Kkalpana Plastic Reprocess Industries Middleeast FZE' is the Foreign Wholly Owned Subsidiary Company of the Company, incorporated in Hamriyah Free Zone, Sharjah, United Arab Emirates. The said company has accordingly been considered in consolidated financials of the Company.

Ddev Plastiks Industries Limited (DPIL) was incorporated as the Wholly Owned Subsidiary of the Company on 07.12.2020. However, the Company ceased to be the subsidiary of the Company in view of approval of the Scheme of Arrangement relating to Demerger by the Hon'ble National Company Law Tribunal (NCLT), Kolkata Bench vide its order dated 4th March 2022 with an appointed date of 01.04.2021, whereby the compounding business of Kkalpana Industries (India) Limited stands demerged and vested in Ddev Plastiks Industries Limited and the shareholders of the Company were allotted shares of DPIL in 1:1 ratio and the existing 1,00,000 shares held by Kkalpana Industries (India) Limited were cancelled.

Ddev Plastic Limited (DPL) was also incorporated as Wholly Owned Subsidiary of the Company on 05.04.2021. However, on 28.09.2022, the Company transferred the shares of DPL held by it i.e., 10000 Equity Shares of Rs 10 each to BPPL, Holding Company of the Company, and therefore as at 31.03.2023, DPL ceased to be subsidiary of the Company.

Further, the wholly owned subsidiary in the name of Kkalpana Industries Banga Limited incorporated in Bangladesh, which had been under process of winding up, has finally been wound up on 29.02.2023 and therefore ceased to be the subsidiary of the company.

KKALPANA INDUSTRIES (INDIA) LIMITED

The financial position of Ddev Plastic Limited (subsidiary till 28.09.2022), Kkalpana Plastick Limited (associate) and Kkalpana Plastic Reprocess Industries Middleeast FZE' (foreign subsidiary) are given in Form AOC- 1 and forms part of the report as '**Annexure 3'**. The financials of Ddev Plastiks Industries Limited have been prepared separately by it and is not required to be consolidated, in accordance with NCLT Order approving the Scheme of Arrangement of Demerger. The financials of said associates and subsidiaries have been considered by the Board in the Consolidated Financials of the Company and is available for inspection at the website of the Company at <https://www.kkalpanagroup.com>.

Performance of Subsidiaries, Associates and Joint Venture Companies and their contribution to the overall performance of the Company during the year under review

Particulars	PAT (Rs. In lacs)	As a % age of Profit or Loss	Amount (Rs. In Lacs)
Kkalpana Plastick Limited - Associate Company	(47.86)	36.23	(17.34)
Ddev Plastic Limited - Wholly Owned Subsidiary (till 28.09.2022)	(0.08)	100	(0.08)
Kkalpana Plastic Reprocess Industries Middleeast FZE - Foreign Subsidiary	(22.05)	100	(22.05)

Material changes and commitments affecting the financial position of the Company

There is no change in the business of the company. However, as per the Scheme of Arrangement between the Company, Ddev Plastiks Industries Limited ("DPIL") and their respective shareholders and creditors, as approved by the Hon'ble National Company Law Tribunal, Kolkata Bench (NCLT) vide its order dated 04th March, 2022, the Compounding Business Undertaking of the Company was transferred to DPIL, on a going concern basis, under provisions of Section 230-232 of the Companies Act, 2013, wef appointed date 01.04.2021. The certified copy of said NCLT Order was received on 16.03.2022 and filed with the Ministry of Corporate Affairs on 01.04.2022, being the effective date.

Particulars of Loans, Guarantees and Investments

Pursuant to provisions of Section 186 of the Companies Act, 2013, the company is allowed to give loans, guarantees, or make investments exceeding sixty per cent of the aggregate of its paid-up share capital, free reserves and securities premium account or one hundred per cent of its free reserves and securities premium account, whichever is more, however the said limits may be exceeded subject to prior approval of members being accorded for the same. The members had, in this regard, approved the limit of Rs. 2000 Crores (Rupees Two Thousand Crores only) and the Company has not exceeded the approved limit.

Details of Loans, Guarantees and Investments covered under the provisions of Section 186 of the Companies Act, 2013, are provided in the financial statement (please refer to Note 9 and 39 to the financial statement).

Risk Management Policy

Your company has an elaborate Risk Management procedure and adopted a systematic approach to mitigate risk associated with accomplishments of objectives, operations, revenues and regulations. The Board takes responsibility for the overall process of risk management throughout the organization. In terms of the requirement of the Companies Act, 2013, the Company has developed and implemented the Risk Management Policy and the Audit Committee of the Board reviews the same periodically. The company considers activities at all levels of the Organization viz. Enterprise level, Division level, Business Unit Level and Subsidiary level in the risk management framework. The risk management process of the Company focuses on three elements viz. 1) Risk Assessment 2) Risk Management and 3) Risk Monitoring. The Company's business units and corporate functions address risk through an institutionalized approach aligned to the Company's objective. This is further facilitated by the Internal Audit which is reviewed by the Board and Audit Committee of the Company. The key risks and mitigating actions are reviewed and significant audit observations and follow up actions thereon are reported to the Audit Committee and Board.

Significant and material orders passed by the regulators

A Scheme of Arrangement between the Company, Ddev Plastiks Industries Limited ("DPIL") (CIN: U24290WB2020PLC241791)

KKALPANA INDUSTRIES (INDIA) LIMITED

and their respective Shareholders and Creditors, providing for, inter alia, transfer of the Compounding Business Undertaking of the Company, on a going concern basis, to Ddev Plastiks Industries Limited, as per provisions of Section 230-232 of the Companies Act, 2013, ("the scheme") was considered and approved by the Hon'ble National Company Law Tribunal (NCLT), Kolkata Bench vide its order dated 04th March, 2022. Accordingly, Compounding Business Undertaking of the Company stands demerged and vested in Ddev Plastiks Industries Limited wef the appointed date 01.04.2021 in accordance with the said NCLT Order. The certified copy of the NCLT Order dated 04.03.2022 was received on 16.03.2022 and duly filed with Registrar of Companies, West Bengal, on 01.04.2022 (Effective date). Ddev Plastiks Industries Limited had allotted 94072930 Equity Shares of Re.1 each in the ratio of 1:1 to the shareholders of the KIIL whose name appeared in the shareholders' list of the Company as on 08.04.2022, being the record date for the said purpose.

Disclosure as per Sexual Harassment of Women at workplace (Prevention, Prohibition and Redressal) Act, 2013.

As per the requirement of Sexual Harassment of Women at Workplace (Prevention, Prohibition and Redressal) Act, 2013 and Rules made thereunder, as amended from time to time, the Company has in place Internal Complaints Committee (ICC) which has been setup to redress complaints regarding Sexual Harassment. The following is the summary of Sexual Harassment complaints received and disposed off during the year under review:

No. of Complaints at the beginning of the Financial Year (i.e., 01.04.2022)	-	Nil
No. of Complaints received during the Financial Year (i.e., 2022-23)	-	Nil
No. of Complaints disposed off during the Financial Year (i.e., 2022-23)	-	Nil
No. of pending at the end of the Financial Year (i.e., 31.03.2023)	-	Nil

All employees (permanent, contractual, temporary & trainees) are covered under the captioned Act. Your directors are pleased to state that working atmosphere of your company is very healthy for male and female employees/ workers.

Particulars of Employees

None of the employees, employed during the year, was in receipt of remuneration, in aggregate of Rupees 1,02,00,000 or more per annum for the financial year 2022-23, or Rs. 8,50,000 or more per month for any part of the Financial Year, as set out in the Companies (Appointment and Remuneration of Managerial Personnel) Rules, 2014, Therefore, no such details have been provided in terms of section 197(12) of the Companies Act, 2013 read with Rules 5(2) and 5(3) of the Companies (Appointment and Remuneration of managerial Personnel) Rules, 2014.

The ratio of remuneration of each Director to the median employee's remuneration and other details in accordance with sub-section 12 of Section 197 of the Act, read with Rule 5(1) of the Companies (Appointment and Remuneration of Managerial Personnel) Rules, 2014, as amended, forms part of this report and is marked as '**Annexure 4**'

Annual Return

Pursuant to the provisions of section 92(3) and 134(3)(a) of the Companies Act, 2013 ('the Act') read with Rule 12(1) of the Companies (Management and Administration) Rules, 2014, the annual return for the Financial Year 2022-23 is uploaded on the website of the Company at www.kkalpanagroup.com/investor-relations/ under the tab Annual Report.

Vigil mechanism

The Company believes in conducting its affairs in fair and transparent manner by adopting the highest standards of professionalism, honesty, integrity and ethical behavior. Pursuant to the requirement of the Section 177(9) of the Companies Act, 2013, the Company has established vigil mechanism which also incorporates a whistle blower policy in terms of the SEBI Listing Regulations in order to provide a secure environment and to encourage employees to report unethical, unlawful, improper practice, acts or activities, if any. Protected disclosures can be made by a whistle blower through an e mail or phone or letter to the chairman of Audit Committee. During the year under review no employee was denied access to the Audit Committee.

Internal Financial Controls

The Board has adopted policies and procedures for governance of orderly and efficient conduct of its business, including adherence to the Company's policies, safeguarding its assets, prevention and detection of frauds and errors, accuracy and completeness of the accounting records and timely preparation of reliable financial disclosures. The internal financial controls with reference to the Financial Statements are commensurate with the size and nature of the business of your Company. These have been designed to provide reasonable assurance with regard to recording and providing reliable financial and operational information, complying with applicable Indian Accounting Standards (Ind AS) and relevant statutes. The Internal Auditor and the Audit Committee review the Internal Financial Control system periodically. During the year under review, no material or serious observation has been received from the Internal Auditors of the Company for inefficiency or inadequacy of such controls.

Green Initiatives in Corporate Governance

The Ministry of Corporate Affairs and SEBI has permitted companies to send electronic copies of Annual Report, notices, etc. to the registered E-mail addresses of shareholders. Your Company has accordingly arranged to send the electronic copies of these documents to shareholders whose email addresses are registered with the Company/ Depository Participant(s), wherever applicable. In accordance with the MCA and SEBI circulars the Company can send electronic copies of notice of AGM and Annual Report on registered email addresses of the Shareholders available with the company/RTA or the depositories. Physical circulation of notice of AGM and Annual Report is dispensed with and electronic circulation through E-mail shall suffice. In accordance with the MCA Circulars and SEBI Circulars, your company has also adopted the facility of E-Voting at the AGM in addition to the Remote E-Voting facility that is provided in terms of provisions of Section 108 of the Companies Act, 2013 read with Rule 20 of the Companies (Management and Administration) Amendment Rules, 2015 and Regulation 44 of SEBI (Listing Obligations & Disclosure Requirements) Regulations, 2015, as amended, and Secretarial Standards on General Meetings (SS-2) issued by the Institute of Company Secretaries of India.

Human Resources and Industrial Relations

The Industrial relations of the Company with its personnel has continued to be cordial and amicable. Your Directors acknowledge and appreciate the efforts and dedication of employees to the Company. Your directors wish to place on record the co-operation received from the Staff and Workers, at all levels and at all units.

Particulars of Conservation of Energy, Technology Absorption and Foreign Exchange Earnings and Outgo.

Your Company has directed its efforts to reduce energy costs by focusing on energy savings through the best optimization of operations on day-to-day basis. The Company has used fuels in appropriate mix to attain maximum savings.

As required under Companies (Accounts) Rules, 2014, the particulars of energy conservation, Technology Absorption and Foreign Exchange Earnings and outgo is given in the prescribed format as an Annexure to the Report and marked as 'Annexure 5'.

Management's Discussion and Analysis Report

In accordance with Regulation 34(2)(e) of the SEBI (Listing Obligations and Disclosure Requirements) Regulations, 2015, the Management's Discussion and Analysis Report for the year under review, is presented in a separate section forming part of the Annual Report and marked as 'Annexure 6'.

Corporate Governance

The Company is committed to good corporate governance practices. The report on Corporate Governance for the financial year ended March 31, 2023, as per regulation 34(3) read with Schedule V of the SEBI (Listing Obligations and Disclosure Requirements) Regulations, 2015, forms part of this Annual Report and marked as 'Annexure 7'. The requisite Certificate from the Statutory Auditors of the Company confirming compliance with the conditions of Corporate Governance is annexed to said Report.

KKALPANA INDUSTRIES (INDIA) LIMITED

Compliance with applicable Secretarial Standards

The Institute of Company Secretaries of India (ICSI) is one of the premiere professional bodies in India. ICSI has issued Secretarial Standards on important aspects like Board Meetings (SS1), General Meetings (SS2), Payment of Dividend (SS3), Maintenance of Registers and Records, Minutes of Meetings and Transfer / Transmission of Shares. The observance of Secretarial Standards SS1, SS2 and SS3 are mandatory. Rest are recommendatory in nature. The company adheres to the applicable standards voluntarily.

Acknowledgement

Your Directors take this opportunity to thank the Financial Institutions, Banks, Central and State Government authorities, Regulatory authorities, Stock Exchanges and all the various stakeholders for their continued co-operation and support to the Company.

Your Directors also wish to place on record their appreciation to all of the Company's employees and workers at all level for their enormous efforts as well as their collective contribution to the Company's performance.

For and on behalf of the Board of Directors

Narrindra Suranna

(DIN: 00060127)

Chairman & Managing Director

Place: Kolkata

Date: 19.05.2023

Annexure – ‘1’

Form No. MR-3 SECRETARIAL AUDIT REPORT

FOR THE FINANCIAL YEAR ENDED 31ST, MARCH, 2023.

[Pursuant to section 204(1) of the Companies Act, 2013 and rule No.9 of the Companies (Appointment and Remuneration Personnel) Rules, 2014]

To,
The Members,
KKALPANA INDUSTRIES (INDIA) LIMITED
“BK Market”, 16 A Shakespeare Sarani
4th Floor, Room No. 3
KOLKATA WB 700071

I have conducted the secretarial audit of the compliance of applicable statutory provisions and the adherence to good corporate practices by KKALPANA INDUSTRIES (INDIA) LIMITED (hereinafter called the company). Secretarial Audit was conducted in a manner that provided me a reasonable basis for evaluating the corporate conducts/statutory compliances and expressing my opinion thereon.

Based on my verification of the Company's, books, papers, minute books, forms and returns filed and other records maintained by the company and also the information provided by the Company, its officers, agents and authorized representatives during the conduct of secretarial audit, I hereby report that in my opinion, the company has, during the audit period covering the financial year ended on 31ST, March, 2023 complied with the statutory provisions listed hereunder and also that the Company has proper Board-processes and compliance-mechanism in place to the extent, in the manner and subject to the reporting made hereinafter:

I have examined the books, papers, minute books, forms and returns filed and other records maintained by KKALPANA INDUSTRIES (INDIA) LIMITED (“the Company”) for the financial year ended on 31ST, March, 2023, according to the provisions of:

- (i) The Companies Act, 2013 (the Act) and the rules made thereunder;
- (ii) The Securities Contracts (Regulation) Act, 1956 ('SCRA') and the rules made there under;
- (iii) The Depositories Act, 1996 and the Regulations and Bye-laws framed there under; (iv) Foreign Exchange Management Act, 1999 and the rules and regulations made there under to the extent of Foreign Direct Investment, Overseas Direct Investment and External Commercial Borrowings;
- (iv) Foreign Exchange Management Act, 1999 and the rules and regulations made there under to the extent of Foreign Direct Investment, Overseas Direct Investment and External Commercial Borrowings;
- (v) The following Regulations and Guidelines prescribed under the Securities and Exchange Board of India Act, 1992 ('SEBI Act'):-
 - (a) The Securities and Exchange Board of India (Substantial Acquisition of Shares and Takeovers) Regulations, 2011;
 - (b) The Securities and Exchange Board of India (Prohibition of Insider Trading) Regulations, 1992;
 - (c) The Securities and Exchange Board of India (Issue of Capital and Disclosure Requirements) Regulations, 2009; **Not applicable, since the company has not raised share capital during the year.**
 - (d) The Securities and Exchange Board of India (Employee Stock Option Scheme and Employee Stock Purchase Scheme) Guidelines, 1999;
Not applicable, since the company has not issued shares as per (Employee Stock Option Scheme and Employee Stock Purchase Scheme) Guidelines, 1999 during the year.
 - (e) The Securities and Exchange Board of India (Issue and Listing of Debt Securities) Regulations, 2008;
Not applicable, since the company has not issued any debt securities as per (Issue and Listing of Debt Securities) Regulations, 2008;

KKALPANA INDUSTRIES (INDIA) LIMITED

- (f) The Securities and Exchange Board of India (Registrars to an Issue and Share Transfer Agents) Regulations, 1993 regarding the Companies Act and dealing with client;
- (g) The Securities and Exchange Board of India (Delisting of Equity Shares) Regulations, 2009; and
Not applicable, since the company has not applied for delisting of its shares from any stock exchange during the year.
- (h) The Securities and Exchange Board of India (Buyback of Securities) Regulations, 1998;
Not applicable, since the company has not bought back of shares during the year
- (vi) Other specifically applicable laws to the Company.
 - (a) Water (Prevention and Control of Pollution) Act, 1974 and Air (prevention and Control of pollution) Act, 1981.
 - (b) Factories License under Factories Act, 1948 for its units situated in different places.
 - (c) And all other laws as would be applicable from time to time.

I have also examined compliance with the applicable clauses of the following:

- (i) Secretarial Standards issued by The Institute of Company Secretaries of India as amended from time to time, and
- (ii) Securities and Exchange Board of India (Listing Obligations and Disclosure Requirements) Regulations, 2015 as amended from time to time.
- (iii) As per Circular No.14/2020 dated April 08, 2020, Circular No.17/2020 dated April 13, 2020 followed by Circular No. 20/2020 dated May 05, 2020 issued by Ministry of Corporate Affairs, prescribed the procedure and manner of conducting AGM through video conferencing (VC) or other audio visual means (OAVM).

During the period under review the Company has complied with the provisions of the Act, Rules, Regulations, Guidelines, Standards, etc. mentioned above:

I further report that

The Board of Directors of the Company is duly constituted with a proper balance of Executive Directors, Non-Executive Directors and Independent Directors. The following changes occurred in the Directors and KMP, the composition of the Board of Directors during the period under review remains as under:

SL NO.	NAME OF THE DIRECTOR / KMP	PARTICULARS OF CHANGES
1.	MR. PRANAB RANJAN MUKHERJEE (WHOLETIME DIRECTOR)	CHANGE IN DESIGNATION
2.	MR. DEEPESH TIWARI (ADDITIONAL DIRECTOR)	APPOINTMENT
3.	MR. DEEPESH TIWARI (INDEPENDENT DIRECTOR)	CHANGE IN DESIGNATION

Adequate notice is given to all directors to schedule the Board Meetings, agenda and detailed notes on agenda were sent at least seven days in advance, and a system exists for seeking and obtaining further information and clarifications on the agenda items before the meeting and for meaningful participation at the meeting.

Majority decision is carried through while the dissenting members' views are captured and recorded as part of the minutes.

I further report that there are adequate systems and processes in the company commensurate with the size and operations of the company to monitor and ensure compliance with applicable laws, rules, regulations and guidelines.

Place: Kolkata

Date: 18/05/2023

UDIN NO. F002699E000332534

Ashok Kumar Daga
(Practising Company Secretary)
FCS No. 2699, CP No. 2948

Annexure – ‘2’

Secretarial Compliance Report

Kkalpana Industries (India) Limited for the year ended 31st March, 2023

[Pursuant to Circular No. CIR/CFD/CMDI/27/2019 dated 08/02/2019 issued by Securities and Exchange Board of India]

To,
The Members of
Kkalpana Industries (India) Limited
“BK Market”, 16 A Shakespeare Sarani
4th Floor, Room No. 3
KOLKATA WB 700071

I have examined:

- (a) All the documents and records made available to me and explanation provided to me by KKALPANA INDUSTRIES (INDIA) LIMITED (“the listed entity”),
- (b) The filings/submissions made by the listed entity to the stock exchanges,
- (c) Website of the listed entity,

Any other document/filing, as may be relevant, which has been relied upon to make this certification, for the year ended 31st March 2023 in respect of compliance with the provisions of:

- (a) The Securities and Exchange Board of India Act, 1992 (“SEBI Act”) and the Regulations, circulars, guidelines issued thereunder; and
- (b) The Securities Contracts (Regulation) Act, 1956 (“SCRA”), rules made thereunder and the Regulations, circulars, guidelines issued thereunder by the Securities and Exchange Board of India (“SEBI”);
- (c) The Depositories Act, 1996 and the Regulations and Bye-laws framed there under;

The Specific Regulations, whose provisions and the circulars/guidelines issues thereunder, have been examined, include: -

- a) The Securities and Exchange Board of India (Substantial Acquisition of Shares and Takeovers) Regulations, 2011.
- b) The Securities and Exchange Board of India (Prohibition of Insider Trading) Regulations, 2015.
- c) *The Securities and Exchange Board of India (Issue of Capital and Disclosure Requirements) Regulations, 2018.
- d) *The Securities and Exchange Board of India (Share Based Employee Benefits and Sweat Equity) Regulations, 2021.
- e) *The Securities and Exchange Board of India (Issue and Listing of Debt Securities) Regulations, 2008.
- f) The Securities and Exchange Board of India (Registrars to an Issue and Share Transfer Agents) Regulations, 1993 regarding the Companies Act and dealing with clients.
- g) *The Securities and Exchange Board of India (Buyback of Securities) Regulations, 2018.
- h) *The Securities and Exchange Board of India (Issue and Listing of Non-Convertible Securities) Regulations, 2021.
- i) The Securities and Exchange Board of India (Listing Obligations and Disclosure Requirements) Regulations, 2015.

* No event took place under these regulations during the audit period and circulars/guidelines issued there under and based on the above examination.

KKALPANA INDUSTRIES (INDIA) LIMITED

I hereby report that, during the Review Period the compliance status of the listed entity is appended as below:

Sr. No.	Particulars	Compliance status (Yes/No/NA)	Observations/ Remarks by PCS*
1.	<u>Secretarial Standard:</u> The compliances of listed entities are in accordance with the applicable Secretarial Standards (SS) issued by the Institute of Company Secretaries India (ICSI)	Yes	-
2.	<u>Adoption and timely updating of the Policies:</u> <ul style="list-style-type: none"> All applicable policies under SEBI Regulations are adopted with the approval of board of directors of the listed entities. All the policies are in conformity with SEBI Regulations and has been reviewed & timely updated as per the regulations/ circulars /guidelines issued by SEBI. 	Yes Yes	- -
3.	<u>Maintenance and disclosures on Website:</u> <ul style="list-style-type: none"> The Listed entity is maintaining a functional website. Timely dissemination of the documents/ information under a separate section on the website. Web-links provided in annual corporate governance reports under Regulation 27(2) are accurate and specific which re-directs to the relevant document(s)/ section of the website. 	Yes Yes Yes	- - -
4.	<u>Disqualification of Director:</u> None of the Director(s) of the Company is/ are disqualified under Section 164 of Companies Act, 2013 as confirmed by the listed entity.	Yes	As verified the records from available records of Company and Data available at MCA. None of the Directors, are disqualified U/s 164 of the Companies Act, 2013.
5.	<u>Details related to Subsidiaries of listed entities have been examined w.r.t.:</u> (a) Identification of material subsidiary companies. (b) Disclosure requirement of material as well as other subsidiaries	NA YES	The Company has no material subsidiary Company Further the Company has one Subsidiary Company and have disclosed the relevant information.
6.	<u>Preservation of Documents:</u> The listed entity is preserving and maintaining records as prescribed under SEBI Regulations and disposal of records as per Policy of Preservation of Documents and Archival policy prescribed under SEBI LODR Regulations, 2015.	YES	
7	<u>Performance Evaluation:</u> The listed entity has conducted performance evaluation of the Board, Independent Directors and the Committees at the start of every financial year/during the financial year as prescribed in SEBI Regulations.	YES	-
8	<u>Related Party Transactions:</u> (a) The listed entity has obtained prior approval of Audit Committee for all related party transactions; or (b) The listed entity has provided detailed reasons along with confirmation whether the transactions were subsequently approved/ratified/rejected by the Audit Committee, in case no prior approval has been obtained.	YES NA	Prior omnibus approval of Audit Committee was obtained for Related Party Transaction. -

KKALPANA INDUSTRIES (INDIA) LIMITED

Sr. No.	Particulars	Compliance status (Yes/No/NA)	Observations/ Remarks by PCS*
9	<u>Disclosure of events or information:</u> The listed entity has provided all the required disclosure(s) under Regulation 30 along with Schedule III of SEBI LODR Regulations, 2015 within the time limits prescribed thereunder.	YES	-
10	<u>Prohibition of Insider Trading:</u> The listed entity is in compliance with Regulation 3(5) & 3(6) SEBI (Prohibition of Insider Trading) Regulations, 2015.	YES	The Company has maintained SDD (database) as per requirements of the PIT Regulations, 2015
11	<u>Actions taken by SEBI or Stock Exchange(s), if any:</u> No action(s) has been taken against the listed entity/ its promoters/ directors/ subsidiaries either by SEBI or by Stock Exchanges (including under the Standard Operating Procedures issued by SEBI through various circulars) under SEBI Regulations and circulars/ guidelines issued thereunder except as provided under separate paragraph herein (**).	NA	-
12	<u>Additional Non-compliances, if any:</u> No additional non-compliance observed for any SEBI regulation/ circular/guidance note etc.	NA	-

Compliances related to resignation of statutory auditors from listed entities and their material subsidiaries as per SEBI Circular CIR/CFD/CMD1/114/2019 dated 18th October, 2019:

Sr. No.	Particulars	Compliance status (Yes/No/NA)	Observations/ Remarks by PCS*
1.	Compliances with the following conditions while appointing/re-appointing an auditor		
	i. If the auditor has resigned within 45 days from the end of a quarter of a financial year, the auditor before such resignation, has issued the limited review/ audit report for such quarter; or	NA	There was no resignation of Auditors during the year.
	ii. If the auditor has resigned after 45 days from the end of a quarter of a financial year, the auditor before such resignation, has issued the limited review/ audit report for such quarter as well as the next quarter; or	NA	There was no resignation of Auditors during the year.
	iii. If the auditor has signed the limited review/ audit report for the first three quarters of a financial year, the auditor before such resignation, has issued the limited review/ audit report for the last quarter of such financial year as well as the audit report for such financial year.	NA	There was no resignation of Auditors during the year.
2.	Other conditions relating to resignation of statutory auditor		
	i. Reporting of concerns by Auditor with respect to the listed entity/its material subsidiary to the Audit Committee: (a) In case of any concern with the management of the listed entity/material subsidiary such as non-availability of information / non-cooperation by the management which has hampered the audit process, the auditor has approached the Chairman of the Audit Committee of the listed entity and the Audit Committee shall receive such concern directly and immediately without specifically waiting for the quarterly Audit Committee meetings.	NA	There was no resignation of Auditors during the year.

KKALPANA INDUSTRIES (INDIA) LIMITED

	(b) In case the auditor proposes to resign, all concerns with respect to the proposed resignation, along with relevant documents has been brought to the notice of the Audit Committee. In cases where the proposed resignation is due to non-receipt of information / explanation from the company, the auditor has informed the Audit Committee the details of information/ explanation sought and not provided by the management, as applicable.	NA	There was no resignation of Auditors during the year.
	(c) The Audit Committee / Board of Directors, as the case may be, deliberated on the matter on receipt of such information from the auditor relating to the proposal to resign as mentioned above and communicate its views to the management and the auditor.	NA	There was no resignation of Auditors during the year.
	ii. <u>Disclaimer in case of non-receipt of information:</u> The auditor has provided an appropriate disclaimer in its audit report, which is in accordance with the Standards of Auditing as specified by ICAI / NFRA, in case where the listed entity/ its material subsidiary has not provided information as required by the auditor.	NA	There was no resignation of Auditors during the year.
3.	The listed entity / its material subsidiary has obtained information from the Auditor upon resignation, in the format as specified in Annexure- A in SEBI Circular CIR/ CFD/CMD1/114/2019 dated 18th October, 2019.	NA	There was no resignation of Auditors during the year.

Sr. No.	Compliance Requirement (Regulations/ Circulars/ guidelines including specific clause)	Regulation/ Circulars No.	Deviations	Action Taken by	Type of Action Advisory/ clarification/ fine/ Show Cause Notice/Warning etc.	Detail of Violation	Fine Amount	Observations/ Remark of the Practicing Company Secretary	Management response	Remarks
NIL										

Sr. No.	Compliance Requirement (Regulations/ Circulars/ guidelines including specific clause)	Regulation/ Circulars No.	Deviations	Action Taken by	Type of Action Advisory/ clarification/ fine/ Show Cause Notice/ Warning etc.	Detail of Violation	Fine Amount	Observations/ Remark of the Practicing Company Secretary	Management response	Remarks
NIL										

Place: Kolkata

Date: 18/05/2023

UDIN NO. F002699E000332105

Ashok Kumar Daga
(Practising Company Secretary)
FCS NO. 2699 CP NO. 2948

KKALPANA INDUSTRIES (INDIA) LIMITED

Annexure- '3'

AOC – 1

[Pursuant to first proviso to sub section (3) of section 129 of the Companies Act, 2013 read with rule 5 of Companies (Accounts) Rules, 2014]

Statement containing salient features of the financial statements of subsidiaries/associate companies / joint ventures.

Part "A": Subsidiaries

Name of the Subsidiary		KKALPANA PLASTIC REPROCESS INDUSTRIES MIDDLE EAST FZE	DDEV PLASTIC LIMITED (till 28.09.2022)
1.	Reporting period for the subsidiary concerned, if different from the holding company's reporting period	01.04.2022 to 31.03.2023	01.04.2022 to 31.03.2023
2.	Reporting currency and Exchange rate as on the last date of the relevant Financial Year in the case of foreign subsidiaries	AED (Exchange Rate)	Rupees
3.	Share Capital	5,25,000	-
4.	Reserves & surplus	(3,46,113)	-
5.	Total assets	1,81,412	-
6.	Total liabilities	1,81,412	-
7.	Investments		-
8.	Turnover		NIL
9.	Profit before taxation	(1,00,860)	(7,960)
10.	Provision for taxation	-	NIL
11.	Profit after taxation	(1,00,860)	(7,960)
12.	Proposed Dividend	-	NIL
13.	% of shareholding	100%	100% up to 27.09.22
Note: The following information shall be furnished at the end of the statement			
1	Names of Subsidiaries which are yet to commence operations	NA	
2	Names of subsidiaries which have been liquidated or sold during the year*	Kkalpana Industries Banga Limited, Ddev Plastic Limited [#]	

Please refer to the "Subsidiaries/ Joint Ventures/ Associates" point in the Board's Report. The said company has been wound up since no viable project could be identified considering the economic and market scenario in its Country of Incorporation. It may be noted that operations had not commenced in the said subsidiary. # Ddev Plastiks Limited has been sell off on 27.09.2022.

* Refer Point "Subsidiaries/ Joint Ventures / Associate Companies" of Board Report

For **B. Chakrabarti & Associates**

Chartered Accountants

Firm Registration No: 305048E

For and on behalf of the Board of Directors

Narrindra Suranna

(DIN: 00060127)

Chairman and Managing Director

Dr. P.R. Mukherjee

(DIN: 00240758)

Whole Time Director

D. Chakravarti

Partner

Membership No. 053402

Date: 19.05.2023

Place: Kolkata

Ankita Karnani

(Membership No. ACS 33634)

Company Secretary

Indar Chand Dakalia

(PAN: ADNPD9430H)

Chief Financial Officer

KKALPANA INDUSTRIES (INDIA) LIMITED

Part "B": Associates and Joint Ventures

Name of Associates		KKALPANA PLASTICK LIMITED (Amount Rs in Lacs)
1.	Latest audited Balance Sheet Date	31.03.2023
2.	Shares of Associate held by the company on the year end	
	i. Number	2002920
	ii. Amount of Investment in Associates (Rs. In lacs)	200.29
	iii. Extend of Holding %	36.23
3.	Description of how there is significant influence	By way of ownership
4.	Reason why the associate is not consolidated	N.A.
5.	Networth attributable to Shareholding as per latest audited Balance Sheet (Rs. In lacs)	Rs. 624.07 lacs
6.	Profit / Loss for the year	
	i. Considered in Consolidation (Rs. In lacs)	Rs. (17.34) lacs
	ii. Not Considered in Consolidation (Rs. In lacs)	Rs. (30.52) lacs

- Names of associates or joint ventures which are yet to commence operations - N.A.
- Names of associates or joint ventures which have been liquidated or sold during the year - N.A.

For **B. Chakrabarti & Associates**

Chartered Accountants

Firm Registration No: 305048E

For and on behalf of the Board of Directors

Narrindra Suranna

(DIN: 00060127)

Chairman and Managing Director

Dr. P.R. Mukherjee

(DIN: 00240758)

Whole Time Director

D. Chakravarti

Partner

Membership No. 053402

Date: 19.05.2023

Place: Kolkata Company Secretary

Ankita Karnani

(Membership No. ACS 33634)

Chief Financial Officer

Indar Chand Dakalia

(PAN: ADNPD9430H)

Annexure – '4'
Disclosure in Board's report as per the provisions of section 197(12) of the Companies Act, 2013 read with Rule 5(1) of the Companies (Appointment and Remuneration of Managerial Personnel) Rules, 2014.

Sl. No	Requirements of Rule 5(1)	Name & Designation of Key Managerial Personnel	Details
1	The ratio of remuneration of each director to the median remuneration of the employees of the Company for the financial year.	Mr. Narrindra Suranna, Chairman & Managing Director* Dr. Pranab Ranjan Mukherjee, Whole Time Director (wef 27.06.2022)	4.36 : 1 6.66 : 1
2	The percentage increase in remuneration of each director, CFO, CEO, CS or manager, if any, in the financial year.	Mr. Narrindra Suranna, Chairman & Managing Director* Dr. Pranab Ranjan Mukherjee, Whole Time Director Mr. I. C. Dakalia, Chief Financial Officer Ms. Ankita Karnani, Company Secretary	N.A. 4.90% 11.29% 17.21%
3	The percentage increase in the median remuneration of employees in the financial year.	The median remuneration of the employees in the financial year was increased by 21.5%.	
4	The number of permanent employees on the rolls of Company	There were 42 Employees as on 31.03.2023.	
5	The explanation on the relationship between average increase in remuneration and company performance.	Omitted by Companies (Appointment and Remuneration of Managerial Personnel) Amendment Rules, 2016 dated 30.06.2017.	
6	Comparison of the remuneration of the KMP against the performance of the Company.	Omitted by Companies (Appointment and Remuneration of Managerial Personnel) Amendment Rules, 2016 dated 30.06.2017.	
7	Variation in the market capitalization of the company, price earnings ratio as at the closing date of the current financial year and previous financial year and percentage increase over decrease in the market quotations of the shares of the company in comparison to the rate at which the company came out with the last public offer in case of listed companies, and in case of unlisted companies, the variations in the net worth of the company as at the close of the current financial year and previous financial year.	Omitted by Companies (Appointment and Remuneration of Managerial Personnel) Amendment Rules, 2016 dated 30.06.2017.	
8	Average percentile increase already made in the salaries of employees other than the managerial personnel in the last financial year and its comparison with percentile increase in the managerial remuneration and justification thereof and point out if there are any exceptional circumstances for increases in the managerial remuneration.	Average salary increase of non-manual employees is 33.02%. There are no exceptional circumstances for increase in the managerial remuneration and the increase is commensurate to market standards.	
9	The key parameters for any variable component of remuneration availed by the directors.	Omitted by Companies (Appointment and Remuneration of Managerial Personnel) Amendment Rules, 2016 dated 30.06.2017.	
10	Comparison of each remuneration of the Key Managerial Personnel against the performance of the Company.	Omitted by Companies (Appointment and Remuneration of Managerial Personnel) Amendment Rules, 2016 dated 30.06.2017.	

KKALPANA INDUSTRIES (INDIA) LIMITED

Sl. No	Requirements of Rule 5(1)	Name & Designation of Key Managerial Personnel	Details
11	The ratio of the remuneration of the highest paid director to that of the employees who are not directors but receive remuneration in excess of the highest paid director during the year.	Omitted by Companies (Appointment and Remuneration of Managerial Personnel) Amendment Rules, 2016 dated 30.06.2017.	
12	Affirmation that the remuneration is as per the remuneration policy of the Company.	It is hereby affirmed that the remuneration paid is as per the Remuneration Policy for Directors, KMP and other employees.	

* Mr. Narrindra Suranna, Chairman & Managing Director remuneration has been bifurcated due to “the scheme” as appointed date 01.04.2021. Earlier, Rs. 6,00,000/- p.m. was paid from KIIL but due to “the scheme” it has been divided to Rs. 1,00,000/- p.m. from KIIL and Rs. 5,00,000/- from DPIL.

Note: Managing Director & Whole Time Directors are Whole Time Directors & Other Directors are Non –Executive Independent Directors, who are paid only sitting fees for attending the Board and Committee meetings. Hence, ratios provided are only for Managing Directors & Whole Time Directors.

For and on behalf of the Board of Directors

Narrindra Suranna

(DIN: 00060127)

Chairman & Managing Director

Place: Kolkata

Date: 19.05.2023

Annexure- '5'

Particulars of Conservation of Energy, Technology Absorption and Foreign Exchange Earnings and Outgo as per section 134 (3) (m) of the Companies Act, 2013 read with Rule 8(3) of the Companies (Accounts) Rules, 2014 for the year ended 31st March 2023.

1. CONSERVATION OF ENERGY.

A) ENERGY CONSERVATION MEASURES TAKEN:

In addition to the existing measures being practiced, the following steps were taken: -

- i. Education of workforce at the Head Office regarding use of various office equipment's.
- ii. Installation of energy efficient equipments, such as Compact Fluorescent Light Bulbs (CFLs) and Battery Charging Systems at all offices.
- iii. Adoption of policy of having our heating and cooling equipment serviced regularly.

B) ADDITIONAL INVESTMENTS AND PROPOSALS, IF ANY, BEING IMPLEMENTED FOR REDUCTION OF CONSUMPTION OF ENERGY.

- i. Rationalization of Plants to save and optimize use of energy.
- ii. Means of conservation of energy currently being utilized in process plants is being studied.

C) IMPACT OF MEASURES AT (A) AND (B) ABOVE.

Energy usage has been controlled due to above mentioned efforts being undertaken by the company.

D) TOTAL ENERGY CONSUMPTION AND ENERGY CONSUMPTION PER UNIT OF PRODUCTION.

The particulars are furnished are as follows:

Disclosure of Particulars with respect to Conservation of Energy			
A. Power and Fuel Consumption	Unit	FY 2022-23	FY 2021-22
1. Electricity			
a) Purchased			
Unit	KWH	41,68,049	45,34,416
Total amount	Rs.	3,88,87,616.52	3,87,85,252
Rate / Unit	Rs. / KWH	9.33	8.55
b) Own generation (through diesel generator)			
Unit	KWH	-	-
Total amount	Rs.	-	-
Rate / Unit (Average)	Rs. / KWH	-	-
B. Consumption per unit of Production of PVC, XLPE compounds & Master Batches & Agglomerates, Ink etc			
Net saleable production	MT	24,925.60	10,971.08
Electricity	KWH / MT	167.21	413.31

2.

A. RESEARCH AND DEVELOPMENT

- a) Specific areas in which R & D is carried out by your company.
 - i) Horizontal and vertical expansion of Company's product profile.
 - ii) New & Improved Product Development.
 - iii) Upgradation of R&D lab, efforts are being made to develop a state-of-art R&D center to cater to the growing demand for Hi- Tech products.

KKALPANA INDUSTRIES (INDIA) LIMITED

- b) Benefits derived as a result of R & D.

Efficiency and yield improvement, loss reduction and modernization programme.

- i) Import Substitution.

- ii) Increased Market share for various products.

- iii) Better market penetration of various products.

- c) Future Plan of Action.

The R & D Centre has undertaken development of various grades of recycled polymer Compound to meet the changing conditions.

To identify prospects for Recycling and other alternatives

To create many more employment opportunities and also protect the environment.

- d) Expenditure on R&D.

(Rs. In Lacs)

Particulars	FY ended 31 st March, 2023	FY ended 31 st March, 2022
Capital	0.93	-
Recurring	0.60	0.70
Total R & D Expenditure	1.53	0.70

B. TECHNOLOGY ABSORPTION, ADOPTION AND INNOVATION.

- a) Efforts, in brief, made towards technology absorption, adoption and innovation as above.

- b) Benefits derived as a result of the above efforts: New Products are being developed for polymer mixing by up gradation and innovation as enumerated above.

- c) No import of technology was carried out during the last 5 years from the beginning of the financial year.

3. FOREIGN EXCHANGE EARNINGS AND OUTGO.

- A) ACTIVITIES RELATING TO EXPORT, INITIATIVES TAKEN TO INCREASE EXPORTS, DEVELOPMENT OF NEW EXPORT MARKETS FOR PRODUCTS AND SERVICES AND EXPORT PLANS:

Company is making serious efforts for marketing of its products in global markets. With India's growing importance as a low-cost manufacturing base with good health, safety and environment practices, your company sees a great export potential in many of its products. Effective steps have been taken in this regards and the company is receiving good responses to its efforts.

- B) TOTAL FOREIGN EXCHANGE USED AND EARNED

(Rs. In Lacs)

PARTICULARS	CURRENT YEAR	PREVIOUS YEAR
Total Foreign Exchange earned	86.60	-
Total Foreign Exchange used	11,154.54	2,418.89

For and on behalf of the Board of Directors

Place: Kolkata

Date: 19.05.2023

Narrindra Suranna

(DIN:00060127)

Chairman and Managing Director

Annexure '6'**MANAGEMENT DISCUSSION AND ANALYSIS REPORT****GLOBAL OVERVIEW:**

The global plastic market size was valued at USD 609.01 billion in 2022. It is expected to expand at a compound annual growth rate (CAGR) of 4% from 2023 to 2030. The increasing plastic consumption in the construction, automotive, and electrical & electronics industries is projected to support market growth during the forecast period. Regulations to decrease gross vehicle weight to improve fuel efficiency and eventually reduce carbon emissions are driving plastic consumption as a substitute for metals, including aluminum and steel, for manufacturing automotive components.

Stringent regulations regarding the depletion and recyclability of conventional materials such as metal and wood are anticipated to drive greater plastic demand from construction industries in insulation, pipes, cables, floorings, windows, storage tanks, and others. Polymer fittings are also generally quite simple and easy to install, compared to metals or wood, with a wide range of color combinations, adding to their aesthetic appeal. Plastic has 85% less specific gravity compared to metals. When used in the automotive and construction industries, they enable approximately 80% weight savings and 30% to 50% cost savings in individual components.

The global recycled plastic market is valued at USD 69.4 billion in 2023 and is projected to reach USD 120.0 billion by 2030, growing at CAGR 8.1% from 2023 to 2030. The market has observed stable growth throughout the period and is expected to continue the same trend during the forecast period. Growing awareness among individuals regarding energy savings and government initiatives are expected to drive the growth of the market in the upcoming years.

INDIAN ECONOMY

India continues to be a bright spot in the global landscape with regard to economic growth. Indian plastic industry market is one of the leading sectors in the country's economy. The history of the plastic industry in India dates to 1957 with the production of polystyrene. Since then, the industry has made substantial progress and has grown rapidly. The industry is present across the country and has more than 2,000 exporters. It employs more than 4 million people in the country and constitutes 30,000 processing units; among these, 85-90% belong to small and medium enterprises. India manufactures various products such as plastics and linoleum, houseware products, cordage, fishnets, floorcoverings, medical items, packaging items, plastic films, pipes, raw material, etc. The country majorly exports plastic raw materials, films, sheets, woven sacks, fabrics, and tarpaulin. The Government of India intends to take the plastic industry from a current level of Rs. 3 lakh crore (US\$ 37.8 billion) of economic activity to Rs. 10 lakh crore (US\$ 126 billion) in four-five years.

India's economy has been resilient in 2022. Income has increased fast in recent years and millions of Indians have been lifted out of poverty. India's broad range of fiscal, monetary and health responses to the crisis supported its recovery and, along with economic reforms, are helping to mitigate a longer-lasting adverse impact of the crisis. India has also become a key player in the global economy. The implementation of an ambitious set of reforms has supported economic activity and helped put a break on inflation and on both fiscal and current account deficits.

Industry Overview

The contribution of the plastic sector in making India a developed nation will be unparalleled and invaluable. The plastic sector has the potential to add business opportunities, jobs for the young generation and opportunities in the world. The plastic industry should have the mindset to give the best to its consumers. The plastic sector contributes to a circular economy and supports recycling of plastic waste, reuse of plastic raw material and make the disposal of plastic waste more effectively and efficiently. The Government aims to boost and make in India movement in plastic sector. The plastic recycling average of 13% surpasses the global average of 9% and even outperforms some developed economies with only 4%.

The India waste plastic recycling market size reached 8.5 Million Tons in 2023. Looking forward, The International Market Analysis Research and Consulting Group (IMARC Group) expects the market to reach 18.5 Million Tons by 2028, exhibiting a growth rate (CAGR) of 5.84% during 2023-2028. The increasing use of recycled plastic in the packaging industry, rising focus on sustainable lifestyle, and favorable initiatives by the Government for recycling waste plastic represent some of the key factors driving the market. The Packaging industry is dominating the Plastic Recycling market with about 37% of the market share in FY2023 and is anticipated to dominate the market even in the forecast period. The plastic consumption in India has grown at a significant pace over the past five years, and so has its waste output. India produces 3.4 million

KKALPANA INDUSTRIES (INDIA) LIMITED

tonnes of plastic waste in a year, only 30 per cent of it is recycled and hence the plastic recycling industry has great scope.

Industry Structure and Developments

The plastics industry is currently home to about 50,000 industries, most of which are micro, small, and medium-sized enterprises (MSMEs). These enterprises contribute Rs. 3.5 lakh crore (US\$ 42.89 billion) to India's economy and employ large number of people. The country recycles plastic at a rate of 60%, which is higher than that of developed nations. The "Make in India," "Skill India," "Swachh Bharat," and "Digital India" initiatives of the government are increasing plastic production, and by 2027, it is expected that the plastics industry will generate Rs. 10 lakh billion (US\$ 122.54 billion) annual revenue, with two lakh tons of exports.

During FY 2022-23, India's plastic exports stood approximately at US\$ 10.9 billion. During this time period, the exports of writing instruments and stationery, medical items, and plastic pipes and fittings increased by 25.0%, 19.1%, and 2.8% over the same time last year, respectively.

Company's Performance:

Critical financial figures for 2022-23 are as under: -

- Gross turnover for the year is Rs. 272.21 Crore against Rs. 46.47 Crore in 2021-22.
- PBIDT for the year Rs. 10.45 Crore as against Rs. 6.16 Crore in 2021-22.
- Profit before Tax for the year Rs. 2.41 Crore against Rs. 2.88 Crore in 2021-22.
- Capital Structure of the Company as at 31st March 2023 is Rs. 18.81 Cr comprising 94072930 nos. of equity shares of Rs. 2/- each.

Product wise operational performance:-

Product wise, your company is engaged in manufacturing of the following products, the performance of which is discussed below-

Polyethylene

Turnover from Polyethylene is Rs. 21,132.45 lacs in the year under review year as against Rs. 3,978.55 lacs in the previous year.

Agglomerates, Reprocessed Granules, Scraps & Others

Turnover from these items is Rs. 6,088.19 lacs as against Rs. 37.60 lacs in the previous year.

Important Ratios in respect of the year ended 31st March 2023 are as below:

- a) Debt Equity Ratio is 1.29 in FY 2022-23 (It was 0.56 in FY 2021-22)
- b) Current Ratio is 4.04 in FY 2022-23 (It was 1.61 in FY 2021-22)
- c) Interest Coverage Ratio is 1.43 in FY 2022-23 (It was 9.57 in FY 2021-22)
- d) Debt Service Coverage Ratio is 1.57 in FY 2022-23 (It was 1.97 in FY 2021-22)
- e) Stock Turnover Ratio is 34.70 in FY 2022-23 (It was 2.22 in FY 2021-22)
- f) Return on Equity (RoE) is 5.32% in FY 2022-23 (It was 16% in FY 2021-22)

Note: Due to the demerger, ratios for the current year not comparable with previous year.

Future Outlook

The pressure to recycle plastic grows stronger- plastic is a global environmental problem once it is left in nature. If sustainable plastic recycling and the use of plastics are not intensified, the oceans are estimated to contain more plastic than fish by 2050, and 15% of all greenhouse emissions will come from the production of virgin plastic. The European Union is the most advanced plastic recycler in the world, and one of its goals is to create a circular economy for plastics. The goal of the plastics strategy of the EU is to have all plastic packaging made from reusable and recyclable materials by 2030.

Society encourages people to recycle and take part in the circular economy, but the most important thing is that the consumers have a demand for recyclable products. They can also put pressure on companies that respond to the demand for more ecological materials. Recycled plastic must be considered as appealing, sterling, and durable as virgin plastic that we are accustomed to using. The efficiency of the recycling process affects the quality of the end product. The smoothest end result is achieved when the recyclable plastic waste is sorted, and different types of plastics are separated from one another. Indian Government is also boosting such industries and industry reforms.

SWOT Analysis

Strength

- Capability of large-scale operation allowing economies of scale of production.
- Strong financial base
- Proper mix of workforce (skilled, semiskilled, and diversified)
- Availability of Raw Materials

Weakness

- The main weakness will flow from deceleration in Indian Economy
- The supply chain will definitely affect the production line

Threat

- Borrowing from Bank will be difficult because of mounting NPAs (Non-Performing Assets) of Banks
- Unorganised Sectors will also eat into the demand segment of the Company
- Growing regulatory restrictions in the use of plastics

Opportunities

- The ongoing trade conflicts among major countries may be a boon for developing country like India and especially KKIL
- KKIL has established digital technology as a lever to enhance efficiency and productivity. This will expand the profit margins
- Increasing awareness towards need for recycled plastics

Risks and Concerns:

Although the Company has comprehensive risk management in place, there is concern about: -

- a) Supply Chain
- b) Fall in Demand
- c) Securing Finance at competitive rates.

The company has comprehensive risk management framework in place, which consists of

- a) Process to identify, prioritize and formulate mitigation plans for risks and
- b) A framework of rules and regulations for various officials/ employees and the Board, in discharging the risk management process, periodicity of reporting risk management.

As a part of this risk management framework, the company has identified for each conceivable risk and corresponding mitigation plan to ensure continuous risk monitoring and risk mitigation.

Internal Control System

The Company always strives to strengthen Internal Control Systems and processes for smooth and efficient conduct of business and complies with applicable relevant laws and regulations. A comprehensive delegation of power exists for smooth decision making. Elaborate guidelines for preparation of accounts are followed for uniform compliance. Further, all the key functional areas are governed by respective operating manuals. In order to ensure that all checks and balances are

KKALPANA INDUSTRIES (INDIA) LIMITED

in place and all Internal Control Systems are in work, regular and exhaustive internal audits are conducted by experienced firm of accountants in close co-ordination with the company's concerned accredited officials.

The Internal Financial Control are reviewed periodically and in particular the Internal Auditors ensure that the company as in all material aspects, laid down Internal Financial Controls including operational controls and that such controls are adequate and operating efficiently.

Human Resources and Industrial Relations

The Company appreciates the performance of the employees for the year and anticipates much more for the years to come. Your Company believes in employee empowerment across the entire organization in order to achieve organizational effectiveness. The Human Resource policies are soundly drafted for all levels of employees to serve them motivation, transfer & promotions and to retain the skills. Over a period of time, your company has built and nurtured a dedicated and excellent workforce which consists of engineers, CAs, CSs, MBAs, and advance degree holders like PHDs having a big business portfolio. The Industrial relations of the Company were cordial and there were no instances of employee disputes arising during the year.

Your company has a sufficient pool of talents in various operational fields. The Human Resource environment has been very smooth throughout the year under review.

The company takes special care about safety, which is core value of the company, and all necessary actions are taken in the company to keep safety as priority.

Cautionary Statement

Certain statements made in the Management Discussion and Analysis Report relating to the Company's objectives, projections, estimates, and expectations and others may constitute 'forward looking statements' within the meaning of applicable laws and regulations. Actual results may differ materially from those expressed or implied. Important factors that could make a difference to the Company's operations include economic conditions affecting demand/supply and price conditions in the domestic and overseas markets in which the Company operates, changes in the Government regulations, tax laws, natural calamities and so on over which the company does not have any direct control.

For and on behalf of the Board of Directors

Place: Kolkata

Date: 19.05.2023

Narrindra Suranna

(DIN:00060127)

Chairman and Managing Director

Annexure- '7'**REPORT ON CORPORATE GOVERNANCE****1. COMPANY'S PHILOSOPHY ON CORPORATE GOVERNANCE**

Corporate Governance refers to a set of laws, regulations and good practices that enable an organization to perform efficiently and ethically generate long term wealth and create value for all its stakeholders. It provides structure to set the objectives, the means to attain them and monitor the performance. It is a commitment to business ethics and values and not limited to compliances and transparency. Since Large Corporations employ a vast quantum of societal resources, Kkalpana believes that the governance process should ensure that these resources are utilized in a manner that meets stakeholders' aspirations and societal expectations.

Corporate Governance helps to serve corporate purposes by providing a framework within which stakeholders can pursue the objectives of the organization most effectively. Corporate governance signifies acceptance by management of the inalienable rights of shareholders as the true owners of the organization and of their own role as trustees on behalf of the shareholders.

The Philosophy of the Company in relation to Corporate Governance is to ensure transparent disclosures and reporting that conforms to laws, regulations and guidelines and continue focusing on its resources, strengths and strategies to achieve its vision of becoming a market leader in plastics industries, while upholding the core values of excellence, integrity, responsibility, unity and understanding, which are fundamental to Kkalpana Group.

Corporate Governance is an integral part of value, ethics and best business practices followed by the Company. The core values of the Company are commitment to excellence & customer satisfaction and maximizing long term shareholder's value. In a nutshell, the philosophy can be described as observing of business practices with the ultimate aim of enhancing long term shareholder's value and commitment to high standard of business ethics.

Some of the major initiatives taken by the Company towards strengthening its corporate governance systems and practices include the following:

Secretarial Audit & Annual Secretarial Compliance Audit

The Company has appointed an independent practicing Company Secretary to conduct Secretarial Audit and Annual Secretarial Compliance Audit under Regulation 24A of SEBI (Listing Obligations and Disclosure Requirements) Regulations, 2015. The Secretarial Audit Report and Annual Secretarial Compliance Audit Report for the Financial Year 2022-23 forms part of the Directors Report.

Role of Company Secretary in overall Governance Process

The Company Secretary plays a key role in ensuring that the Board procedures are followed and regularly reviewed. The Company Secretary ensures that all relevant information, details and documents are made available to the directors and senior management for effective decision making at the meetings.

Consolidated Certificate by Company Secretary

The Company Secretary places a Consolidated Compliance Certificate(s) reflecting the compliance status of various applicable statutes, based on compliance certificate submitted by unit/departmental heads configuring the compliance status. The Board reviews the said certificate on a quarterly basis.

Observance of the Secretarial Standards issued by the Institute of Company Secretaries of India

The Institute of Company Secretaries of India (ICSI) is one of the premiere professional bodies in India. ICSI has issued Secretarial Standards on important aspects like Board Meetings (SS1), General Meetings (SS2), Payment of Dividend (SS3), Maintenance of Registers and Records, Minutes of Meetings and Transfer / Transmission of Shares. The observance of Secretarial Standards SS1, SS2 and SS3 are mandatory. Rest is recommendatory in nature; the company adheres to the applicable standards voluntarily.

KKALPANA INDUSTRIES (INDIA) LIMITED

2. BOARD OF DIRECTORS

The Board of Kkalpana has an appropriate mix of Executive and Non-Executive Directors. The Non-Executive Directors include Non-Independent Director, Independent Directors and a women Director and is in conformity with Regulation – 17 of the SEBI (Listing Obligations and Disclosure Requirements) Regulations, 2015.

The composition of the Board and Category of Directors is as follows:

- As on 31st March, 2023, the Board comprises Chairman & Managing Director, one Whole Time Director, one Non-Executive Non-Independent Director and three Non-Executive Independent Directors including one Woman Director. The Chairman is an Executive Director.
- None of the Directors on the Board are Members of more than ten Committees or Chairman of more than five Committees across all the Companies in which they are Directors. Necessary disclosures regarding Committee positions in other public Companies have been made by the Directors.
- The names and categories of the Directors on the Board, their attendance at Board Meetings held during the year and at the last (AGM), as also the number of Directorship and Committee positions held by them in other Companies are given herein below:

Name (Relationship Inter- Se, if any)	Designation	Category	Attendance Particulars		Outside Directorships & Committee Position (excluding Kkalpana Industries (India) Limited)- As at 31.03.2023		
			Board Meeting (out of 6 meeting held in the year under review)	Last AGM	Other Director ships** (Listed/ Unlisted-Category)	Committee Member- ships#	Committee Chairman- ships#
Narrindra Suranna (Father of Mr. Ddev Surana, Director)	Chairman & Managing Director	Executive & Promoter	6	Yes	1. Ddev Plastiks Industries Limited (Listed-Executive) 2. Ddev Plastic Limited (Unlisted- Non Executive)	-	-
Dr. P.R. Mukherjee (None)	Whole Time Director	Executive	6	Yes	-	-	-
Ddev Surana (Son of Mr. Narrindra Suranna, Chairman & Managing Director)	Director	Non-Executive & Non- Independent	6	Yes	1. Ddev Plastiks Industries Limited (Listed-Executive) 2. Ddev Plastic Limited (Unlisted – Non-Executive)	1	-
Samir Kumar Dutta (None)	Director	Non-Executive & Independent	6	Yes	Ddev Plastiks Industries Limited (Listed-Non Executive Independent)	-	2
Ramya Hariharan (None)	Director	Non-Executive & Independent	5	Yes	1. The Indian Steel and Wire Products Limited (Unlisted-Non-Executive Independent) 2. TRF Limited (Listed-Non-Executive Independent) 3. Amalgam Steel & Power Limited (Unlisted-Non-Executive Independent) 4. Ddev Plastiks Industries Limited (Listed-Non-Executive Independent)	3	-
Deepesh Tiwari (Appointment wef 27.06.2022)	Director	Non-Executive & Independent	3	Yes	-	-	-

** Directorship includes only Public Companies (both Listed and Unlisted).

Committees includes Audit Committee and Stakeholders Relationship Committee across all companies (excluding Kkalpana Industries (India) Limited).

Details of the Directors Seeking appointment / re-appointment at the Annual General Meeting, pursuant to Regulation 36(3) of SEBI (Listing Obligations and Disclosure Requirements) Regulation, 2015 have been given along with the Notice of Annual General Meeting.

As required under Accounting Standard 18 transactions with related parties are furnished under note 43 of notes on financial statement. There were no transactions of a material nature with Promoter Directors or their relatives, etc. that may have potential conflict with the interest of the company. With regards to disclosure received from Directors and senior management there was no transaction with the company which might have potential conflict with the interest of the company at a large.

Shareholdings of directors as on 31.03.2023 are as under:

Name of the Director	No. of Ordinary Shares held	% of Paid – up Capital
Narrindra Suranna	500	0.00%
Dr. P.R. Mukherjee	-	-
Ddev Surana	683850	0.73%
Samir Kumar Dutta	-	-
Ramya Hariharan	-	-
Deepesh Tiwari	-	-

3. BOARD AGENDA

Scheduling and Selection

Meetings are governed by a structured agenda. The Board members, in consultation with the Chairman, may bring up any matter for the consideration of the Board. All departments of the Company schedule their work plans in advance, particularly with regard to matters requiring consideration at the Board/ Committee Meetings. All such matters are communicated to the Company Secretary in advance so that the same could be included in the agenda for the Board/ Committee Meetings.

Information given to the Board

The tentative dates for the Board Meetings for the ensuing year are decided well in advance and communicated to the Directors. Additional meetings of the Board are held when deemed necessary. Board members are given agenda papers along with necessary documents and information in advance of each meeting of the Board and Committee(s). However, in case of business exigencies or urgencies, few resolutions are passed by way of circulation and if required same is supported by an audio call to explain the rationale. The Board periodically reviews compliance reports with respect to laws and regulations applicable to the Company. The recommendations of the Committees are placed before the Board for necessary approvals. The information as enumerated in Part A of Schedule II of the Securities and Exchange Board of India (Listing Obligations and Disclosure Requirements) Regulations, 2015 ('SEBI Listing Regulations') is made available to the Board of Directors for discussions and considerations.

Invitees & Proceedings

Apart from the Board members, other senior management executives are called as and when necessary, to provide additional inputs for the items being discussed by the Board. The Chairpersons of various Committees/ Company Secretary briefs the Board on all the important matters discussed & decided at their respective committee meetings, which are generally held prior to the Board meeting.

Post Meeting follow up System

The Governance processes in the Company include an effective post-meeting follow-up, review and reporting process for action taken / pending on decisions of the Board. Decisions are promptly communicated to the concerned departments. Action taken report on decisions / minutes of previous meetings is placed at the succeeding meetings of the Board/ Committee for noting.

4. DETAILS OF BOARD MEETINGS DURING THE FINANCIAL YEAR

The Meetings of the Board of Directors are normally held at the Company's Registered Office at Kolkata. During the financial year 2022-2023, 6(Six) meetings of the Board were held and the gap between two meetings did not exceed

KKALPANA INDUSTRIES (INDIA) LIMITED

four months (120 days). The dates on which the said meetings were held are as follows:

Sl.No	Date	Sl.No	Date
1	14.04.2022	4	12.08.2022
2	27.05.2022	5	11.11.2022
3	27.06.2022	6	10.02.2023

Board Independence

Based on the confirmation/ disclosures received, pursuant to Section 149(7) of the Companies Act, 2013 and Regulation 25(8) of SEBI (Listing Obligations and Disclosure Requirements) Regulations, 2015 from the Directors, 3 Non-Executive Directors are Independent in terms of Section 149(6) of the Companies Act, 2013 and Regulation 16(1)(b) of the SEBI Listing Regulations. There are no material pecuniary relationships or transactions between the Independent Directors and the Company, except for sitting fees and commission drawn by them for attending the meeting of the Board and Committee(s) thereof. None of the Non-Executive Independent Directors hold any shares or convertible instruments in the Company. None of the Independent Directors are related to each other.

A separate meeting of the Independent Directors was held on 10th February 2023 to discuss inter alia:

1. The performance of the Chairperson of the Company, taking into account the views of Executive and Non-executive Directors;
2. The performance of the Non-Independent Directors and the Board as a whole;
3. The quality, quantity and timeliness of flow of information between the Company management and the Board that is necessary for the Board to effectively and reasonably perform their duties.

Board Familiarization and Induction Programme

The Company has adopted a well-structured induction policy for orientation and training of the Non-Executive Directors to provide them with an opportunity to familiarise themselves with the Company, its management, its operations and the industry in which the Company operates. The induction programme includes one-to-one interactive sessions with the Executive Directors and Senior Management including the functional and/or unit heads and also includes visit to Company's plant sites and locations. The details of familiarization programmes imparted to independent director is available under the head policy at www.kkalpanagroup.com/investor-relations.php

Code of Business Conduct and Ethics

The Company has laid down a Code of Conduct (COC or the Code) which is applicable to all the Board members and Senior Management of the Company. The COC is available on the website of the Company www.kkalpanagroup.com under the head Policies. The Code has been circulated to all members of the Board and Senior Management and they have affirmed compliance with the Code. A declaration signed by the Managing Director (CEO) to this effect is attached to this Report.

Certification

The certificate required under Regulation 17(8) of the SEBI Listing Regulations duly signed by the Chief Executive Officer and Chief Financial Officer was placed before the Board and the same is provided in this report.

Core Skills of Board

Your Directors possess adequate skills/ expertise/ competencies in the areas of marketing, research and development, finance and accounts, HR/administration, Legal and Operations for smooth operation of the company. The core skills with names of Directors have been detailed in the Board's Report. However, a brief matrix of identifying the core skills and competencies as described and mentioned in Board's Report is once again mentioned below, for quick reference.

KKALPANA INDUSTRIES (INDIA) LIMITED

Names of Directors (as at 31.03.2023)	Skills (described in Board's Report)					
	Leadership	Strategy and Planning	Governance	Finance and Accounting	Understanding use of Digital/Information Technology	Sales and Marketing
Mr. Narrindra Suranna	Y	Y		Y		Y
Mr. Ddev Surana	Y	Y			Y	Y
Mr. Samir Kumar Dutta			Y	Y		
Mrs. Ramya Hariharan			Y	Y	Y	
Dr. Pranab Ranjan Mukherjee		Y	Y		Y	Y
Mr. Deepesh Tiwari				Y	Y	Y

5. BOARD COMMITTEES

The Board has constituted Committee(s) of directors, with adequate delegation of powers. The Company Secretary of the Company acts as the Secretary to the Committees. The Board is responsible for constituting, assigning and co-opting the members of the Committees. Each Committee has its own charter which sets forth the purposes, goals and responsibilities of the Committees. These Committees comprise mainly of Independent Directors who as per the terms of reference oversee the Committee's function and executes its duties and responsibilities.

Presently, there are Four Committees– the Audit Committee, Nomination and Remuneration Committee, Stakeholders' Relationship Committee and Corporate Social Responsibility Committee. The Board periodically reviews the minutes of the meetings of the above-mentioned Committees. Composition, terms of reference, number of meetings and related attendance etc., of these committees are detailed below separately.

5.1 AUDIT COMMITTEE

During the Financial Year 2022-23, the Audit Committee of the Board comprised of two (2) Non-Executive Directors and one (1) executive Director. The Chairperson of the Audit Committee is a Non-Executive Independent Director. The composition of the Committee is in compliance with the provisions of Section 177 of the Companies Act, 2013 and Regulation 18 of the SEBI (Listing Obligations and Disclosure Requirements) Regulations, 2015 ("hereinafter referred as "SEBI Listing Regulations" or "Listing Agreement")

The Chief Financial Officer attend the meeting of the Audit Committee as invitee. The CEO, Statutory Auditors, Internal Auditors and other invitees are invited on need basis to brief the Audit Committee on important matters.

The role and terms of reference of the Audit Committee are set out in Regulation 18(3) read with Part C of Schedule II of the SEBI Listing Regulations and Section 177 of the Companies Act, 2013, besides other terms as may be referred to by the Board of Directors of the Company. The terms of reference of the Audit Committee broadly are:

1. Oversight of the Company's financial reporting process and the disclosure of its financial information to ensure that the financial statement is correct, sufficient and credible;
2. Recommendation for appointment, re-appointment and replacement, remuneration and terms of appointment of auditors of the Company, including the internal auditor, cost auditor and statutory auditor, of the Company and the fixation of audit fee;
3. Approval of payment to statutory auditors for any other services rendered by the statutory auditors;
4. Reviewing, with the management, the financial statements and auditor's report thereon before submission to the board for approval, with particular reference to:
 - a. Matters required to be included in the director's responsibility statement to be included in the board's report in terms of clause (c) of sub-section (3) of Section 134 of the Companies Act, 2013;
 - b. Changes, if any, in accounting policies and practices and reasons for the same;
 - c. Major accounting entries involving estimates based on the exercise of judgment by management of the Company;
 - d. Significant adjustments made in the financial statements arising out of audit findings;
 - e. Compliance with listing and other legal requirements relating to financial statements;
 - f. Disclosure of any related party transactions; and
 - g. Qualifications/modified opinion(s) in the draft audit report.

KKALPANA INDUSTRIES (INDIA) LIMITED

5. Reviewing with the management, the statement of uses / application of funds raised through an issue (public issue, rights issue, preferential issue, etc.), the statement of funds utilized for purposes other than those stated in the offer document / prospectus / notice and the report submitted by the monitoring agency monitoring the utilisation of proceeds of a public issue or rights issue or preferential issue or qualified institutions placement, and making appropriate recommendations to the board to take up steps in this matter;
6. Reviewing and monitoring the auditor's independence and performance, and effectiveness of audit process;
7. Review and approval or any subsequent modification of transactions of the Company with related parties (including omnibus approval for related party transactions proposed to be entered into by the Company subject to such conditions as may be prescribed);
8. Scrutiny of inter-corporate loans and investments
9. Valuation of undertakings or assets of the listed entity, wherever it is necessary;
10. Evaluation of internal financial controls and risk management systems;
11. Reviewing, with the management, performance of statutory and internal auditors, adequacy of the internal control systems;
12. Reviewing the adequacy of internal audit function, if any, including the structure of the internal audit department, staffing and seniority of the official heading the department, reporting structure coverage and frequency of internal audit along with findings into matters where there is suspected fraud or irregularity or a failure of internal control systems of a material nature and reporting the matter to the Board;
13. Discussion with internal auditors of any significant findings and follow up there on;
14. Discussion with statutory auditors before the audit commences, about the nature and scope of audit as well as post-audit discussion to ascertain any area of concern;
15. Looking into the reasons for substantial defaults in the payment to the depositors, debenture holders, shareholders (in case of non-payment of declared dividends) and creditors;
16. Reviewing the functioning of the whistle blower mechanism and also establishing a vigil mechanism for directors and employees to report their genuine concerns or grievances;
17. Approval of the appointment of Chief Financial Officer of the Company after assessing the qualifications, experience and background, etc. of the candidate;
18. Carrying out any other function as is mentioned in the terms of reference of the Audit Committee and provided under the Companies Act, the SEBI Listing Regulations and other applicable laws;
19. Reviewing the utilization of loans and/ or advances from/investment by the holding company in the subsidiary exceeding rupees 100 crore or 10% of the asset size of the subsidiary, whichever is lower including existing loans / advances / investments existing as on the date of coming into force of this provision;
20. Consider and comment on rationale, cost-benefits and impact of schemes involving merger, demerger, amalgamation etc., on the listed entity and its shareholders.

Further the Audit Committee also mandatorily reviews the following information:

1. Management discussion and analysis of financial condition and results of operations;
2. Management letters / letters of internal control weaknesses issued by the statutory auditors;
3. Internal audit reports relating to internal control weaknesses;
4. The appointment, removal and terms of remuneration of the internal auditor shall be subject to review by the audit committee; and
5. Statement of deviations:
 - (a) Quarterly statement of deviation(s) including report of monitoring agency, if applicable, submitted to stock exchange(s) in terms of Regulation 32(1) of SEBI Listing Regulations;

- (b) Annual statement of funds utilized for purposes other than those stated in the offer document/prospectus/ notice in terms of Regulation 32(7) of SEBI Listing Regulations.

In addition to the above, the Audit Committee also reviews the financial statements, minutes and details of investments made by the subsidiary companies.

All the Members of the Committee have good knowledge of finance, accounts, and company law within the meaning of Regulation 18 of SEBI Listing Regulations. During the year under review, the committee met four (4) times on 27.05.2022, 12.08.2022, 11.11.2022, 10.02.2023. The Composition of the Committee and the attendance at each Committee Meetings are as follows: -

Name of Director	Category	Attendance of Directors			
		27.05.2022	12.08.2022	11.11.2022	10.02.2023
Mr. Samir Kumar Dutta-Chairman	Non-Executive Independent	Yes	Yes	Yes	Yes
Mrs. Ramya Hariharan-Member	Non-Executive Independent	Yes	Yes	Yes	No
Dr. Pranab Ranjan Mukherjee-Member	Executive, Whole Time Director	Yes	Yes	Yes	Yes

Power of Audit Committee

The audit committee shall have powers which should include the following:

1. To investigate any activity within its terms of reference.
2. To seek information from any employee.
3. To obtain outside legal or other professional advice.
4. To secure attendance of outsiders with relevant expertise, if it is considered necessary.

5.2 NOMINATION AND REMUNERATION COMMITTEE

The composition of the Committee is in compliance with the provisions of Section 178 of the Companies Act, 2013 and Regulation 19 read with Part D of Schedule II of the SEBI Listing Regulations. The role of Committee inter-alia includes:

1. Formulation of the criteria for determining qualifications, positive attributes and independence of a Director and recommend to the Board of Directors a policy relating to, the remuneration of the Directors, Key Managerial Personnel and other employees;

For every appointment of an independent director, the Nomination and Remuneration Committee shall evaluate the balance of skills, knowledge and experience on the Board and on the basis of such evaluation, prepare a description of the role and capabilities required of an independent director. The person recommended to the Board for appointment as an independent director shall have the capabilities identified in such description. For the purpose of identifying suitable candidates, the Committee may:

- a. use the services of an external agencies, if required;
 - b. consider candidates from a wide range of backgrounds, having due regard to diversity; and
 - c. consider the time commitments of the candidates.
2. Formulation of criteria for evaluation of performance of Independent Directors and the Board of Directors;
 3. Devising a policy on diversity of Board of Directors;
 4. Identifying persons who are qualified to become Directors and who may be appointed in senior management in accordance with the criteria laid down, and recommend to the Board of Directors their appointment and removal;
 5. Whether to extend or continue the term of appointment of the Independent Directors, on the basis of the report of performance evaluation of Independent Directors.
 6. Recommend to the board, all remuneration, in whatever form, payable to senior management.

KKALPANA INDUSTRIES (INDIA) LIMITED

The Nomination & Remuneration Committee comprises of Three (3) members all of whom are Non-Executive Independent Directors. The Chairman of the Committee is a Non-Executive Independent Director.

During FY 2022-23, the Nomination and Remuneration Committee met three (3) times i.e. on 14.04.2022, 27.06.2022 and 10.02.2023.

The composition and attendance of members at the meetings held during FY 2022-23, are given below:

Composition and Attendance:

Sl. No	Name of Director	Composition	Meeting(s) attended		
			14.04.2022	27.06.2022	10.02.2023
1.	Mr. Samir Kumar Dutta	Chairman	Yes	Yes	Yes
2.	Mrs. Ramya Hariharan	Member	Yes	Yes	-
3.	Mr. Deepesh Tiwari (Appointment wef 27.06.2022)	Member	NA	NA	Yes

Performance Evaluation Criteria

The Company believes in conducting its business affairs in a fair and transparent manner; giving highest regard to good Corporate Governance practices and ensuring transparency, accountability and equity across all facets of operation and in all interactions with Stakeholders.

The Nomination and Remuneration Committee had laid down the evaluation criteria for performance evaluation of every director including Independent Director and the Board pursuant to the Corporate Governance norms prescribed by the Companies Act, 2013 and SEBI Listing Regulations.

Remuneration Policy

Nomination and Remuneration Committee recommends the remuneration for the Executive Directors, key managerial personnel, and other employees. The recommendation is then approved by the Board and Shareholders, if required. The remuneration paid to Executive Directors is determined keeping in view the industry benchmark, the relative performance of the Company to the industry performance. Independent Non-Executive Directors are appointed for their professional expertise in their individual capacity as individual Professionals/ Business Executives. Since Non-Executive Directors receive only sitting fees for attending Board and Committee Meetings, therefore, no criteria for making payments, other than sitting fees, is determined. No performance linked incentives or fixed components are paid to Non-Executive Directors of the Company.

The Non-Executive Independent Directors of the Company have a crucial role to play in the independent functioning of the Board. They bring in an external and wider perspective to the deliberations and decision-making by the Board. The Independent Directors devote their valuable time to discussions in the course of the Board and Committee meetings of the Company. They also help to ensure good corporate governance norms.

The responsibilities and obligations imposed on the Non-Executive Directors have recently increased manifold owing to new legislative initiatives. Contribution of the Non-Executive Directors in Board and Committee Meetings, time devoted by them, participation in strategic decision making, performance of the Company and industry practices and benchmarks forms the main criteria for determining payments to Non-Executive Directors.

The remuneration of the Non-Executive Independent Directors (NEDs) of the Company is decided by the Board of Directors. The Non- Executive Independent Directors of the Company are being paid sitting fees of Rs. 15000/- for attending each meeting of Board and Committees of Directors and General Meeting (excluding Court Convened Meeting, if any). Besides sitting fees, the Non-Executive Directors of the company were not paid any other remuneration or commission.

The Company pays remuneration to its Managing Director and Whole Time Directors by way of salary, perquisites, and allowances, based on the recommendation of the Committee, approval of the Board and shareholders. The Board, on the recommendation of the Nomination and Remuneration Committee, approves the annual increments (effective from 1st April each year).

KKALPANA INDUSTRIES (INDIA) LIMITED

Details of Remuneration Paid to Executive & Non-Executive Directors as at 31.03.2023:

(Amount in Rs.)

Name	Position	Sitting Fees	Salary & Perks	Commission	Total
Mr. Narrindra Suranna	Chairman & Managing Director	Nil	14,00,000	Nil	14,00,000
Mr. Ddev Surana	Non-Executive Non-Independent Director	Nil	Nil	Nil	Nil
Mr. Pranab Ranjan Mukherjee	Whole-Time Director	Nil	21,40,000	Nil	21,40,000
Mr. Samir Kumar Dutta	Non-Executive Independent Director	2,55,000	Nil	Nil	2,55,000
Mrs. Ramya Hariharan	Non-Executive Independent Director	1,95,000	Nil	Nil	1,95,000
Mr. Deepesh Tiwari	Non-Executive Independent Director	75,000	Nil	Nil	75,000

Service Contracts, Notice Period, Severance Fees

Mr. Narrindra Suranna (DIN: 00060127), Chairman and Managing Director of the Company was re-appointed for a further term of 5 years wef 01.08.2022 by the Board, at its meeting held on 12.02.2022, upon recommendation of Nomination and Remuneration Committee at its meeting held on same day, and the same was approved by the shareholders at the Extra-Ordinary General Meeting held on 27.06.2022. It is also informed that he had submitted his consent for being re-appointed as Chairman and Managing Director of the Company.

Mr. Samir Kumar Dutta (DIN: 07824452), Independent Director of the Company was re-appointed to said office for a further term of 5 years wef 22.09.2022 by the Board, at its meeting held on 26.03.2022, upon recommendation of Nomination and Remuneration Committee at its meeting held on same day, and the same was approved by the shareholders at the Extra-Ordinary General Meeting held on 27.06.2022. It is also informed that he had submitted his consent for being re-appointed as Independent Director of the Company.

Dr. Pranab Ranjan Mukherjee (DIN: 00240758) was appointed as an Additional Director w.e.f 27.03.2022 by the Board at its meeting held on 26.03.2022, upon recommendation of Nomination and Remuneration Committee at its meeting held on same day. His appointment as Director and Whole-Time Director w.e.f 27.06.2022 was approved by the shareholders at the Extra-Ordinary General Meeting held on 27.06.2022. It is also informed that he had submitted his consent for being appointed as Whole-Time Director of the Company.

Mr. Ddev Surana (DIN: 08357094) was change in designation from Whole Time Director to Director of the Company to Non-Executive Director of the Company wef 27.03.2022 by the Board , at its meeting held on 26.03.2022, upon recommendation of Nomination and Remuneration Committee at its meeting held on same day.

Mr. Deepesh Tiwari (DIN: 09644428) was appointed as Additional Director under the category of Independent Director of the Company with effect from 27.06.2022 by the Board of Directors on recommendation of the Nomination and Remuneration Committee of the Board at their respective meetings held on 27.06.2022. He was appointed as an Independent Director by the shareholders at the Annual General Meeting held on 24.09.2022, effective from 27.06.2022.

No stock option is provided to any of the Directors of the Company, including the Independent Directors of the Company. The remuneration paid to the Managing Director and Whole Time Directors is paid as minimum remuneration, notwithstanding that in any financial year the company has made no profit or the profits are inadequate.

5.3. STAKEHOLDERS' RELATIONSHIP COMMITTEE

The main function of the Stakeholders' Relationship Committee is to strengthen the investor relations.

The Committee looks into redressal of shareholders' complaints and proper and timely attendance on the investors grievances. The key responsibilities of the Committee are as under:

- (i) Redressal of Shareholders'/Investors' complaints;
- (ii) Non-receipt of declared dividends, annual reports of the Company; and
- (iii) Recording of Share Transfer(s)/ Transmission(s) and Issue of Duplicate Share(s).
- (iii) Carrying out any other function as prescribed under the SEBI Listing Regulations.

KKALPANA INDUSTRIES (INDIA) LIMITED

Composition

Mrs. Ramya Hariharan- Non- Executive Independent Director- Chairman

Dr. Pranab Ranjan Mukherjee- Executive Director- Member

Mr. Ddev Surana– Non-Executive Director- Member

The Committee met 4 times in the year 2022-23.

Sl. No	Name	Meeting Attendance			
		27.05.2022	12.08.2022	11.11.2022	10.02.2023
1	Mrs. Ramya Hariharan	Yes	Yes	Yes	-
2	Dr. Pranab Ranjan Mukherjee	Yes	Yes	Yes	Yes
3	Mr. Ddev Surana	Yes	Yes	Yes	Yes

The Company Secretary of the Company is the Compliance Officer. No complaints were received and no complaints were pending to be resolved as at the close of financial year 2022-23.

5.4. CORPORATE SOCIAL RESPONSIBILITY COMMITTEE

The prime responsibility of the Corporate Social Responsibility Committee is to assist the Board in discharging its social responsibilities by way of formulating and monitoring implementation of the framework of 'Corporate Social Responsibility Policy'.

Terms of Reference

Terms of reference of the Corporate Social Responsibility Committee includes the following:

1. To formulate and recommend to the Board, a Corporate Social Responsibility (CSR) Policy and any amendments thereof, indicating activities to be undertaken by the Company in compliance with provisions of the Companies Act, 2013 and rules made there under;
2. To recommend the amount of expenditure to be incurred on the CSR activities as per CSR Policy;
3. To monitor the CSR Policy of the Company from time to time;
4. To institute a transparent monitoring mechanism for implementation of the CSR projects or programmes or activities undertaken by the Company;
5. Any other matter/ thing as may be considered expedient by the members in furtherance of and to comply with the CSR Policy of the Company.

Composition

The Corporate Social Responsibility Committee comprises the following four members:

Dr. Pranab Ranjan Mukherjee– Chairman

Mr. Narrindra Suranna– Member

Mr. Samir Kumar Dutta– Member

Mr. Ddev Surana- Member

The Committee met 2 times i.e. on 27.05.2022 and 10.02.2023 during the year 2022-23, wherein the quorum was present in both the meetings.

The Corporate Social Responsibility Committee's composition meets the requirements of Section 135 of the Companies Act, 2013.

6. DETAILS OF GENERAL MEETING

Annual General Meeting

The last Three Annual General Meetings were held as under :

Financial Year	Date	Time	Venue	Special Business, if any.
2021-2022	24 th September, 2022	11:30 A.M.	BK Market, 16A Shakespeare Sarani, 4th Floor, Room No.3, Kolkata – 700 071 (deemed venue since meeting was held through Video Conferencing (VC) / Other Audio Visual Means (OAVM))	Ratification of Remuneration payable to Cost Auditor; Appointment of Mr. Deepesh Tiwari (DIN: 09644428) as Director and also as Independent Director of the Company.
2020-2021	27 th September 2021	11:00 A.M.	2B, Pretoria Street, Kolkata – 700071 (deemed venue since meeting was held through Video Conferencing (VC) / Other Audio Visual Means (OAVM))	Ratification of Remuneration payable to Cost Auditor; Re-appointment of Mr. Rajesh Kothari (DIN: 02168932) as Whole-Time Director of the Company.
2019-2020	29 th September 2020	11:00 A.M.	2B, Pretoria Street, Kolkata – 700071 (deemed venue since meeting was held through Video Conferencing (VC) / Other Audio Visual Means (OAVM))	Ratification of Remuneration payable to Cost Auditor; Re-appointment of Mrs. Mamta Binani (DIN: 00462925) as Independent Director of the Company.

None of the businesses proposed to be transacted in the ensuing Annual General Meeting require passing a special resolution through Postal Ballot.

6.1 Extraordinary / other General Meeting

According to Regulation 17(1C) of SEBI (Listing Obligations and Disclosure Requirements), Regulations, 2015, The listed entity shall ensure that approval of shareholders for appointment of a person on the Board of Directors or as a manager is taken at the next general meeting or within a time period of three months from the date of appointment, whichever is earlier.

The Extra-Ordinary General Meeting of the Company required to be held for appointing Dr. P.R. Mukherjee (DIN: 00240758), additional director of the Company w.e.f. 27.03.2022 as whole-time director of the Company within the prescribed time limit and in the manner as stated above. In addition to the appointment of Dr. P.R. Mukherjee as Whole-Time Director of the Company, the re-appointment of Mr. Narrindra Suranna as Managing Director for a term of 5 years w.e.f 01.08.2022 and re-appointment of Mr. Samir Kumar Dutta as Independent Director for a further term of 5 years w.e.f 22.09.2022.

The Extra-Ordinary General Meeting (“EGM”) of the Members of Kkalpana Industries (India) Limited was held on Monday, 27th day of June 2022 at 11:30 A.M. (IST) through Video Conferencing (“VC”)/ Other Audio-Visual Means (“OAVM”) pursuant to the MCA Circulars, SEBI Circulars and as per the applicable provisions of the Companies Act, 2013 (“the Act”) and the Rules made thereunder.

This was in accordance with Section 101 and Section 136 of the Companies Act, 2013 read with relevant Rules made thereunder and the MCA Circulars and SEBI Circulars, referred above. It was also informed to the attendees that remote e-voting facility was provided to all the members entitled to vote, on all resolutions set forth in the notice, as per the provisions of MCA Circulars and SEBI Circulars and provisions of Section 108 of the Companies Act, 2013 read with Rule 20 of the Companies (Management and Administration) Amendment Rules, 2015 and Regulation 44 of Securities and Exchange Board of India (Listing Obligations and Disclosure Requirements) Regulations, 2015 (hereinafter referred to as “Listing Regulations”) and Secretarial Standard on General Meetings (SS-2) issued by the Institute of Company Secretaries of India. Mr. Ashok Kumar Daga, Practicing Company Secretary, was appointed as Scrutinizer for the Electronic Voting Facility (both Remote E-Voting and E-Voting at EGM) being provided at the EGM. Details of the voting pattern are provided below:

Particulars	Number	% of total votes casted	% of Paid-Up Share Capital
Number of valid Electronic Votes received	8,38,16,070	100	89.10
Votes in favour of the Resolution	8,38,16,019	100	89.10
Votes against the Resolution	51	0	0
Invalid Votes	0	0	0

KKALPANA INDUSTRIES (INDIA) LIMITED

The Special Resolution was passed in the Extra-Ordinary General Meeting of the Company which was held on 27th June 2022. Dr. P.R. Mukherjee (DIN: 00240758) was appointed as an additional director on the Board of the Company w.e.f. 27.03.2022, so to appoint him as director and whole-time director of the Company within the prescribed time limit and in the manner as stated above, the Company was required to hold an Extra-Ordinary General Meeting for the same. In addition to the appointment of Dr. P.R. Mukherjee as Whole-Time Director of the Company, the re-appointment of Mr. Narrindra Suranna as Managing Director for a term of 5 years w.e.f 01.08.2022 and re-appointment of Mr. Samir Kumar Dutta as Independent Director for a further term of 5 years w.e.f 22.09.2022 were also considered and approved at the said meeting.

6.2 Postal Ballot

During the year under review shareholders' approval was taken by way of postal ballot vide Postal Ballot Notice dated 10th February, 2023.

The Company had sought the approval of the shareholders of Special Business by way of an Ordinary Resolution through notice of postal ballot dated 10th February, 2023 for approval for Material Related Party Transaction(s) between Kkalpana Industries (India) Limited and Ddev Plastiks Industries Limited and approval for Material Related Party Transaction(s) between Kkalpana Industries (India) Limited and Ddev Plastic Limited for FY 22-23 which was duly passed and the results of which were announced on 12th April, 2023. Mr. Ashok Kumar Daga (FCS 2699, COP 2948), Practising Company Secretary, was appointed as the Scrutinizer to scrutinize the postal ballot process by voting through electronic means only (remote e-voting) in a fair and transparent manner. Details of the voting pattern are provided below:

Particulars	Number	% of total votes casted	% of Paid-Up Share Capital
Number of valid Electronic Votes received	8,30,05,764	100	88.23
Votes in favour of the Resolution	1,32,84,508	16	14.12
Votes against the Resolution	61	0	0
Invalid Votes	6,97,21,195	84	74.11

Procedure for postal ballot: The postal ballot was carried out as per the provisions of Section 108 and 110 of the Companies Act, 2013 (the Act) and all other applicable provisions read with Rule 20 and 22 of the Companies (Management and Administration) Rules, 2014 (the "Postal Ballot Rules") read with the MCA Circulars, SEBI Circulars, Secretarial Standard on General Meetings ("SS-2") issued by the Institute of Company Secretaries of India and any other applicable law, rules and regulations (including any statutory modification(s) or re-enactment(s) thereof for the time being in force).

None of the businesses proposed to be transacted at the ensuing AGM requires passing of a special resolution through postal ballot.

6.3 Pledge of Shares

No Pledge has been created over the Equity Shares held by the Promoters and/or Promoters Group during the Financial Year ended 31st March 2023. Necessary declarations in this regard, by respective promoter and/or Promoters Group, pursuant to Regulation 31(4) of SEBI (Substantial Acquisition and Shares Takeover) Regulations, 2011, have been received.

6.4 Review of legal compliance reports

During the year, the Board periodically reviewed reports placed by the management with respect to compliance of various laws applicable to the Company. The Internal Auditors also review the compliance status and report to the Audit Committee.

6.5 Consolidated Certificate

The Company Secretary placed a Consolidated Compliance Certificate(s) reflecting the compliance status of various applicable statutes, based on the compliance certificates submitted by unit/departamental heads for reviewing of the compliance mechanism established by the Company and taken on record by the Board of Directors at their meeting(s), we are of the opinion there are adequate systems and processes in place in the Company which is commensurate with its size and operations, to monitor and ensure compliance with applicable Laws, Rules, Regulations and Guidelines. The Board reviews on a quarterly basis. During the financial year under review, no event has occurred having a major bearing on the Company's affairs in pursuance of the above referred Laws, Rules, Regulations, Guidelines, Standards etc.

7 MEANS OF COMMUNICATION**Financial Results**

In compliance with the requirements of SEBI Listing Regulations, the Company has intimated the financial results to the stock exchanges within prescribed time limit after they are taken on record by the Board. Further coverage has been given for the benefit of the shareholders and investors by publication of the financial results in the leading national dailies like Economic Times / Financial Express / Business Standard etc., and a local vernacular newspaper ArthikLipi / Sukhabar circulated in the state of West Bengal. Up-to-date financial results, annual reports, shareholding patterns and other general information about the Company are available on the Company's website <http://www.Kkalpanagroup.com>.

Corporate Compliance & Listing Centre (the "Listing Centre")

The Listing Centre of BSE and CSE is a web-based application designed by BSE and CSE for corporates. All periodical compliance filings like shareholding pattern, corporate governance report, media releases, etc. are also filed electronically on the required Listing Centre's and readily available on their website www.bseindia.com & www.cse-india.com.

SEBI Online Complaints Redress System (SCORES)

The investor complaints are processed in a centralized web-based complaints redressal system. The salient features of this system are:

Centralized database of all complaints, online upload of Action Taken Reports (ATRs) by the concerned companies and online viewing by investors of actions taken on the complaint and its status. Your Company is registered on SCORES.

8. DISCLOSURES**8.1 Disclosures on materially significant related party transactions that may have potential conflict with the interest of the company at large**

There are no materially significant transactions made by the company with its promoters, Directors or Management or relatives etc. that may have potential conflict with the interest of the Company at large.

However, attention of the members is drawn to the disclosure of transactions with the related parties and transactions as required under Accounting Standard (AS) 18 on Related Party Disclosures issued by The Institute of Chartered Accountants of India, set out in Notes to financial statement no. 43, forming part of the Annual Report.

The policy on dealing with related party transactions is available under the head policy in <https://www.kkalpanagroup.com/investor-relations.php>.

The policy for determining 'material' subsidiaries is available under the head policy in <https://www.kkalpanagroup.com/investor-relations.php>.

8.2 Details of Non-compliance

The company has complied with the requirements of the stock exchanges, SEBI and other authorities on all matters relating to capital market during last three years. No penalties or strictures have been imposed on the Company by Stock Exchanges or SEBI or any other authorities relating to the above.

8.3 Disclosure of Risk Management

The company has laid down procedures to inform the Board Members about the risk assessment and risk mitigation mechanism, which is periodically reviewed and reported to the Board of Directors by Senior Executives.

8.4 Proceeds from Issues, if any: Not Applicable.**8.5 Whistle Blower Policy / Vigil Mechanism**

The Audit Committee of the Company have formulated certain procedures to govern the receipt, retention, and treatment of complaints regarding the Company's accounting, internal accounting controls or auditing matters, and to protect the confidential, anonymous reporting of director(s) or employee(s) or any other person regarding questionable accounting or auditing matters.

KKALPANA INDUSTRIES (INDIA) LIMITED

During the year, no concerns have been reported under this mechanism. It is also affirmed that no personnel has been denied access to the Audit Committee.

8.6 Discretionary Requirements

Disclosure details of some of the Discretionary Requirements, as per Part E of Schedule II to Securities and Exchange Board of India (Listing Obligations and Disclosure Requirements) Regulations, 2015, are as below:

The Board

The Board of the Company is chaired by an Executive Director who maintains the Chairman's office at the Company's expense.

Modified opinion(s) in Audit Report

There was no qualification, observation or adverse remark by the auditors on the financial statements of the Company.

Reporting of Internal Auditor

As per the requirements, the internal auditor reports directly to the Audit Committee. The Internal Audit Report by briefed to the Audit Committee through discussion.

The Company has made all disclosures regarding compliance with corporate governance requirements specified in Regulation 17 to 27 and clauses (b) to (i) of sub regulation (2) of regulation 46 of SEBI Listing Regulations, in the section on corporate governance of the annual report.

8.7. Other Disclosures

Brief profile and other information, pursuant to Regulation 36(3) of SEBI (Listing Obligations and Disclosure Requirements) Regulation, 2015, in respect of Directors seeking appointment / re appointment at the AGM, is given elsewhere in the Annual Report.

Management Discussion and Analysis Report are given separately and forms part of Annual Report.

8.8 CEO and CFO Certification

The Chairman and Managing Director (CEO) and Chief Financial Officer (CFO) have certified to the Board in accordance with Regulation 17(8) of the SEBI (Listing Obligations and Disclosure Requirements) Regulations, 2015 pertaining to CEO / CFO certification for the financial year ended 31st March 2023. The same is reproduced below:

Chief Executive Officer (CEO) and Chief Financial Officer (CFO) Certification

To,
The Board of Directors,
Kkalpana Industries (India) Ltd,

Sub: CEO & CFO Certificate

(Issued in accordance with provisions of Regulation 17(8) of the SEBI (Listing Obligations and Disclosure Requirements) Regulations, 2015)

Mr. Narrindra Suranna, CEO and Mr. I.C.Dakalia, CFO heading the finance function have certified to the Board that :

- A. They have reviewed financial statements and the cash flow statement for the year and that to the best of their knowledge and belief:
 - (1) these statements do not contain any materially untrue statement or omit any material fact or contain statements that might be misleading;
 - (2) these statements together present a true and fair view of the listed entity's affairs and are in compliance with existing accounting standards, applicable laws and regulations.
- B. There are, to the best of their knowledge and belief, no transactions entered into by the listed entity during the year which are fraudulent, illegal or violative of the listed entity's code of conduct.

- C. They accept responsibility for establishing and maintaining internal controls for financial reporting and that they have evaluated the effectiveness of internal control systems of the listed entity pertaining to financial reporting and they have disclosed to the auditors and the audit committee, deficiencies in the design or operation of such internal controls, if any, of which they are aware and the steps they have taken or propose to take to rectify these deficiencies.
- D. They have indicated to the auditors and the Audit committee
- (1) significant changes in internal control over financial reporting during the year;
 - (2) significant changes in accounting policies during the year and that the same have been disclosed in the notes to the financial statements; and
 - (3) that they are not aware of any instances of significant fraud and the involvement therein, if any, of the management or an employee having a significant role in the listed entity's internal control system over financial reporting.

Date: 19.05.2023

Place: Kolkata

I.C. Dakalia

Chief Financial Officer

Narrindra Suranna

Chief Executive Officer

8.9 Committee Recommendation to Board which were not accepted.

During the year under review there were no recommendations which were not accepted by Board that were mandatorily required.

8.10 Total Consolidated Fees paid to Statutory Auditor

The Statutory Auditor of the Company is not common as the subsidiaries have separate Statutory Auditors. Hence the Statutory Audit Fee as reported in the Financial statements is the fee that is paid to the Statutory for his services to the Company.

8.11 Compliance with Sexual Harassment of Women at Workplace (Prevention, Prohibition and Redressal) Act, 2013

The disclosure in respect to the captioned subject matter has been made in the Board's Report. It may be noted that no Complaints were outstanding at the beginning of the year and neither any complaints were received during the year hence there were no complaints required to be resolved or pending during or as at the end of Financial Year 2022-23.

8.12 Certificate from Practicing Company Secretary in respect to disqualification of Directors

Mr. Ashok Kumar Daga (PCS-2699, COP-2948), Practicing Company Secretary has submitted his certificate pursuant to clause (i) of Point No. 10 of Para C of Schedule V of Securities and Exchange Board of India (Listing Obligations and Disclosure Requirements) Regulations, 2015, and confirmed that none of the Directors are disqualified or have been debarred from being appointed/continuing as Directors of the Company by the Board/Ministry of Corporate Affairs or any such statutory authority. The Certificate issued by him in this regard is reproduced below:

**To,
The Members,
KKALPANA INDUSTRIES (INDIA) LIMITED,
BK MARKET, 16A,
SHAKESPEARE SARANI, 4TH FLOOR,
ROOM NO.3, KOLKATA WB 700071**

PRACTISING COMPANY SECRETARY'S CERTIFICATE ON DIRECTORS

[Pursuant to clause (i) of Point (10) of Para C of Schedule V of Securities and Exchange Board of India (Listing Obligations and Disclosure Requirements) Regulations, 2015]

I have examined the following documents:

- i. Declaration of non-disqualification as required under Section 164 of Companies Act, 2013 ('the Act');
- ii. Disclosure of concern or interests as required under Section 184 of the Act; (hereinafter referred to as 'relevant documents'),

KKALPANA INDUSTRIES (INDIA) LIMITED

As submitted by the Directors of KKALPANA INDUSTRIES (INDIA) LIMITED ('the Company') bearing CIN: L19202WB1985PLC039431 and having its registered office at BK MARKET, 16A, SHAKESPEARE SARANI, 4TH FLOOR, ROOM NO.3, KOLKATA WB 700071, to the Board of Directors of the Company ('the Board') for the Financial Year 2022-23.

It is the responsibility of Directors to submit relevant documents with complete and accurate information in accordance with the provisions of the Act.

Based on the examination of relevant documents made available to me by the Company and such other verifications carried out by me and in my opinion and to the best of my information and knowledge and according to the explanations provided by the Company, its officers and authorized representatives, I certify that as on date of this Certificate, none of the Directors on the Board of the Company, as listed hereunder, have been debarred or disqualified from being appointed or continuing as Directors of the Company by Securities and Exchange Board of India/ Ministry of Corporate Affairs or any such statutory authority.

Sr. No.	Name of Director	Director Identification Number (DIN)
1	Mr. NARRINDRA SURANNA	00060127
2	Mr. PRANAB RANJAN MUKHERJEE	00240758
3	Mrs. RAMYA HARIHARAN	06928511
4	Mr. SAMIR KUMAR DUTTA	07824452
5	Mr. DDEV SURANA	08357084
6	Mr. DEEPESH TIWARI	09644428

This Certificate has been issued at the request of the Company to make disclosure in its Corporate Governance Report of the Financial Year ended 31st March 2023.

Place: Kolkata

Date: 13/05/2023

UDIN No. F002699E000301910

Ashok Kumar Daga
Practicing Company Secretaries
FCS No.: 2699 C.P. No.:2948

9 CODE OF CONDUCT FOR BOARD MEMBERS AND SENIOR MANAGEMENT

The Company has adopted the code of conduct for Senior Management and Directors. The code has been circulated to all the members of the Board and senior management and the same has been put on the Company's website (<http://kkalpanagroup.com/investor-relations.php>) under the head Code of Conduct. The Board members and senior management have affirmed their compliance with the code and a declaration signed by the Chief Executive Officer who is the Managing Director & Chairman of the Company appointed in terms of the Companies Act, 2013 is annexed separately to this report.

10 CODE OF INSIDER TRADING

In pursuance of the SEBI (Prohibition of Insider Trading) Regulations, 1992, the Board has laid down "Code of Conduct for Prevention of Insider Trading" with objective of Preventing purchase and or sale of shares of the company by an insider on the basis of unpublished price sensitive information. Further the Trading Window has been closed for the Directors and Employees of the Company as per Insider Trading Code in force in the Company. The code of conduct for insider trading is available on the Company's website (<http://kkalpanagroup.com/investor-relations.php>) under the head Code of Conduct.

11 STRUCTURED DIGITAL DATABASE ("SDD") SOFTWARE

In pursuance of the Standard Operating Process under SEBI (PIT) Regulations, 2015 for ensuring compliance with Structured Digital Database (SDD) and Regulation 3(5) & 3(6) SEBI (Prohibition of Insider Trading) Regulations, 2015 which inter alia required SDD Software to be maintained by the company. Companies have purchased and also maintain in-house SDD Software. SDD needs to be updated thereon basis before sharing any Unpublished Price Sensitive Information (UPSI). The Practising Company Secretary also certify the compliance with SDD in its report.

12 GENERAL SHAREHOLDERS INFORMATION

(i) Annual General Meeting (AGM)

Day, Date & Time: Saturday, 23rd September 2023 at 12:30 P.M. (through VC/ OAVM)

Deemed Location of meeting: BK Market, 16 A Shakespeare Sarani, 4th Floor, Room No. 3, Kolkata - 700071.

(ii) Date of Book Closure: 17th September 2023 to 23rd September 2023 (both days inclusive)

(iii) Financial Calendar for Year 2023-2024 (tentative)

The Company follows the financial year from April to March.

For the quarter ending	30 th June 2023	Within 45 days of
For the quarter & half year ending	30 th September 2023	the end of the
For the quarter & nine months ending	31 st December 2023	quarter.
For the quarter & year ending	31 st March 2024 (Audited)	Within 60 days of
		the end of the
		Quarter/Year.

(iv) Listing on Stock Exchanges: The Share of the Company is listed in the following Exchanges

Name of the Stock Exchanges	Stock Code
BSE Ltd. (BSE)	526409
The Calcutta Stock Exchange Ltd. (CSE)	10029050

The Company has paid the annual listing fees for the financial year 2022-23 to all the exchanges and has paid the custodial fees to National Securities Depository Limited (NSDL) and Central Depository Services (India) Limited (CDSL) for the financial year 2022-23.

(v) Dematerialisation of Shares and Liquidity

Trading in the Equity Shares of the Company is permitted only in dematerialised form. Shareholders may therefore, in their own interest, dematerialise their holdings in physical form, with any one of the Depositories namely National Securities Depository Ltd (NSDL) and Central Depository Services (India) Ltd (CDSL). The ISIN No. for the Equity Shares of the Company is INE301C01028. As on 31st March 2023, 93405450 shares representing 99.29% of the Equity Shares stand dematerialised. It may be noted that in respect of shares held in demat form, all the request of shares held in demat form, all the requests for nomination, change of address, NECS, Bank Mandate and rematerialisation etc. are to be made only to the Depository Participant (DP) of the Shareholders.

(vi) Registrar & Transfer Agent

All communications related to share matters of the Company should be made to C B Management Services (P) Limited whose address is given below:

C B Management Services (P) Limited

P-22- Bondel Road, Kolkata – 700 019

Phone: 033 2280 6692 / 93/ 94/ and 4011 6700/11/16/18/23/28

Fax: 91-033-40116739

E mail: rta@cbmsl.com

(vii) Share Transfer System

The Board has authorized Registrar and Share Transfer Agents for processing of share transfers/ transmissions, which are taken on record and ratified by the Company's Stakeholder Relationship Committee/ Board.

This Committee meets as and when required for approving the share transfers/transmissions except those rejected on technical grounds.

Pursuant to Regulation 40(9) of the SEBI Listing Regulation, certificate has been issued by a Company Secretary-in-Practice for due compliance of share transfer formalities by the Company. Also, pursuant to Regulation 76 of SEBI (Depositories and Participants) Regulations, 2018, certification is done by a Company Secretary-in-Practice regarding timely dematerialisation of the shares of the Company.

KKALPANA INDUSTRIES (INDIA) LIMITED

The Company has appointed C B Management Services (P) Limited as a common agency for share registry work (both physical & electronic) in compliance with circular No. D&CC/FITTC/CIR15/2002 dated 27th December 2002 issued by SEBI, for all matters connected with transfers and transmissions of shares and also dematerialization of shares and other related functions.

(viii) Investor Grievance Redressal System

The investor grievances against the company are handled by the Company's Registrar and Transfer Agents (RTA), in consultation with the Secretarial Department of the Company. The Registrars have adequate skilled staff with professional qualifications and advanced computer systems for speedy redressal of investor's grievances. The total process of settlement of a complaint right from its receipt to disposal is fully computerized to ensure timely settlement. It normally takes 15 days from the date of receipt of complaint for disposal of investor grievances.

Nil Investor's complaint / queries were received and resolved during the year under review. Nil complaints were pending to be resolved as at the close of the financial year under review.

(ix) Unpaid / Unclaimed Dividend

Pursuant to section 124 of the Companies Act, 2013, the unpaid / unclaimed dividend prior to the period has already been transferred to the Investor Education and Protection Fund (IEPF) established by the Central Government, who have not yet encashed their dividend warrants in any subsequent financial years, are requested to lodge their claims without any delay. It is important to note that once the unclaimed dividend is transferred to the aforesaid, no claim shall lie in respect of thereof on the company. Then the shareholders have to claim a dividend from the Central Government.

Pursuant to the provisions of the Investor Education and Protection Fund (Uploading of information regarding unpaid and unclaimed amounts lying with companies) Rules, 2012, the Company has already filed the necessary form and uploaded the details of unpaid and unclaimed amounts lying with the Company, as on the date of last AGM (i.e. 24.09.2022), with the Ministry of Corporate Affairs.

(x) Market Price Data

The shares of the company are currently traded at BSE. The Stock Market data from 01st April 2022 to 31st March 2023 are given below:

Months	Bombay Stock Exchange Limited			
	Monthly High Price	Monthly Low Price	Sensex Highest	Sensex Lowest
April 2022	61.50	38.25	60845.10	56009.07
May 2022	40.00	20.30	57184.21	52632.48
June 2022	20.80	14.25	56432.65	50921.22
July 2022	17.55	11.95	57619.27	52094.25
August 2022	14.95	12.55	60411.20	57367.47
September 2022	18.13	12.80	60676.12	56147.23
October 2022	14.80	12.45	60786.70	56683.40
November 2022	14.23	12.45	63303.01	60425.47
December 2022	13.94	11.20	63583.07	59754.10
January 2023	15.90	12.01	61343.96	58699.20
February 2023	16.00	12.05	61682.25	58795.97
March 2023	13.80	9.45	60498.48	57084.91

(xi) **Distribution Schedule as on 31.03.2023**

Range of Shares	No of Share Holders	% of Total Share Holders	No of Shares	% of Total Share Holdings
1 to 500	10188	82.9844	1658492	1.7630
501 to 1000	981	7.9906	841276	0.8943
1001 to 2000	513	4.1785	777200	0.8262
2001 to 3000	221	1.8001	562758	0.5982
3001 to 4000	89	0.7249	320532	0.3407
4001 to 5000	84	0.6842	401034	0.4263
5001 to 10000	100	0.8145	735433	0.7818
10001 to 50000	77	0.6272	1533856	1.6305
50001 to 100000	13	0.1059	965564	1.0264
100000 and above	11	0.0896	86276785	91.7127
TOTAL	12277	100.00	94072930	100.00

(xii) **Share Holding Pattern as on 31.03.2023**

Category	No. of Shares Held	% of holding
<u>Promoter's Holding</u>		
i) Individual / HUF	763860	0.81
ii) Bodies Corporate	69641685	74.03
Total Promoter's Holdings	70405545	74.84
<u>Non-Promoter's Holding</u>		
Mutual Funds / UTI	0	0.00
Financial Institutions / Banks	0	0.00
Body Corporate	12519364	13.31
IEPF	1553383	1.65
Indian Public	9207847	9.79
Non-Resident Indian	233133	0.25
Clearing Members	3235	0.00
LLP	7500	0.01
HUF	142923	0.15
Total Non-Promoters Holdings	23667385	25.16
Total	94072930	100

(xiii) **Outstanding GDRs/ ADRs/ Warrants / Convertible Instruments and likely impact on Equity**

The Company has not issued any GDRs / ADRs / Warrants or any other convertible instruments to be converted into equity shares.

(xiv) **Corporate Identification Number (CIN)**

The Company is registered with the Registrar of Companies, Kolkata, West Bengal. The Corporate Identity Number (CIN) allotted to the Company by the Ministry of Corporate Affairs (MCA) is L19202WB1985PLC039431.

(xv) **Reconciliation of Share Capital Audit**

A Qualified Practicing Company Secretary carried out the Quarterly Reconciliation of Share Capital Audit to reconcile the total admitted equity capital with National Securities Depository Limited (NSDL) and the Central Depository Services (India) Limited (CDSL) of the total issued and listed Equity Share Capital. The Report on Reconciliation of Share Capital confirms that the total issued/paid up capital is in agreement with the total number of shares. It is listed on Stock Exchanges.

(xvi) **Green Initiative in Corporate Governance**

One of the most important components of Corporate Governance is to communicate with the shareholders through effective means. Being a responsible corporate citizen, the Company supports the 'Green Initiative' undertaken by the Ministry of Corporate Affairs, Government of India. The Company sends Annual Reports, Intimation for dividend payment, Notices related to General Meetings and Postal Ballot by email to those shareholders whose email ids are registered with the Company. Physical copies of the documents are sent to those shareholders

KKALPANA INDUSTRIES (INDIA) LIMITED

whose email ids are not registered and to those who have requested the same to be sent in physical copies, The Annual Report will be send electronically in respect of FY 22-23 and 38th AGM of the Company.

Your Company strongly urges the shareholders to support the Green Initiative by giving positive consent by registering/ updating your email addresses with your respective Depository Participants or the Registrar and Transfer Agents of the Company, CB Management Services Private Limited for the purpose of receiving soft copies of various communications including the Annual Report and to also update/ register their bank details for direct receipt of dividend, when declared, to their bank accounts.

(xvii) Share Capital History of the Company:

Security Description	Date of Allotment	No. of Shares	Issue Price		Distinctive Numbers	ISIN Code
			Value	Premium		
Subscribers to the Memorandum	03.09.1985	200	10	-	1-200	INE301C01028
Further Allotment to promoters and others	24.03.1987	200	10	-	201-400	INE301C01028
Further Allotment to promoters and others	11.11.1987	500	10	-	401-900	INE301C01028
Further Allotment to promoters and others	29.03.1988	399100	10	-	901-4,00,000	INE301C01028
Public Issue	27.10.1988	600000	10	-	4,00,001-10,00,000	INE301C01028
Public Issue	03.12.1993	4144000	10	5	10,00,001-51,44,000	INE301C01028
Right Issue	28.12.1993	2456000	10	5	51,44,001-76,00,000	INE301C01028
Amalgamation	27.06.2006	3953600	10	-	76,00,001-1,15,53,600	INE301C01028
Conversion of Warrants	12.08.2010	3000000	10	70	1,15,53,601-1,45,53,600	INE301C01028
Conversion of Warrants	17.09.2010	3000000	10	70	1,45,53,601- 1,75,53,600	INE301C01028
Amalgamation	22.09.2010	9,40,986	10	-	1,75,53,601- 1,84,94,586	INE301C01028
Amalgamation	29.09.2011	3,20,000	10	-	1,84,94,587- 1,88,14,586*	INE301C01028

* The face value of shares has been reduced from Rs.10/- to Rs. 2/- in the year 2015. Hence, Number of equity Shares at present is 94072930.

(xviii) Plant Locations:

1. Kolkata Works -

Village – Bhasa, No.14, P.O. & P.S. Bishnupur, Diamond Harbour Road,
South 24 Parganas, W.B.- 743503, India.

2. Falta Works –

Falta Special Economic Zone, Plot No- 29, Sector – I, Village – Simulberia, Mouza – Bisra,
South 24 Parganas.

(xix) Address for correspondence

The shareholders may contact the Company / RTA on the following addresses:

General Correspondence:

1. Kkalpana Industries (India) Limited

Secretarial Department,
BK Market, 16 A Shakespeare Sarani,
4th Floor, Room No. 3, Kolkata – 700 071
Phone: 033 4064 7843

E mail: kolkata@Kkalpana.co.in | companysecretary@kkalpana.co.in

Correspondence related to shares / queries/requests:

2. C B Management Services (P) Limited

P-22- Bondel Road, Kolkata – 700 019
Phone: 033 2280 6692 / 93/ 94/ 4011 6700/11/16/18/23/28
Fax: 91-033-40116739
E mail: rta@cbmsl.com

Declaration regarding Affirmation of Code of Conduct

I hereby declare that all the members of the Board of Directors and Senior Management personnel have affirmed compliance with the Code of Conduct, applicable to them as laid down by the Board of Directors in terms of Regulation 26(3) of the SEBI (Listing Obligations and Disclosure Requirements) Regulations, 2015 entered into with Stock Exchanges, for the year ended 31st March 2023.

Place: Kolkata
Date: 19.05.2023

For and on behalf of the Board of Directors

Narrindra Suranna
(DIN:00060127)
Chief Executive Officer

KKALPANA INDUSTRIES (INDIA) LIMITED

AUDITORS' COMPLIANCE CERTIFICATE ON CORPORATE GOVERNANCE

To, the Members of

Kkalpana Industries (India) Limited.

We have examined the compliance of conditions of Corporate Governance by Kkalpana Industries (India) Limited for the year ended 31st March 2023 as per the relevant provisions of SEBI (Listing Obligations and Disclosures Requirements) Regulations, 2015 (SEBI Listing Regulations).

The compliance of conditions of Corporate Governance is the responsibility of the management. Our examination was limited to procedures and implementation thereof, adopted by company for ensuring the compliance of conditions of Corporate Governance. It is neither an audit nor an expression of opinion on financial statements of the company.

In our opinion and to the best of our information and according to the explanations given to us, we certify that the company has complied with the conditions of Corporate Governance as stipulated in the above-mentioned Listing Agreement /Listing Regulations, as applicable.

We further state that such compliance is neither an assurance as to the future viability of the company nor the efficiency or effectiveness with which the Management has conducted the affairs of the Company.

Place: Kolkata

Dated: 19.05.2023

For B. Mukherjee & Associates
Chartered Accountants

(D. Chakravarti)
Partner
Membership No.006601

INDEPENDENT AUDITOR'S REPORT

TO THE MEMBERS OF KKALPANA INDUSTRIES (INDIA) LIMITED

Report on the Audit of the standalone Financial Statements

Opinion

We have audited the accompanying standalone financial statements of Kkalpana Industries (India) Limited ("the Company"), which comprise the Balance Sheet as at March 31, 2023, the Statement of Profit & Loss (including the Statement of Other Comprehensive Income), the Statement of Cash Flow and the Statement of Changes in Equity for the year then ended, and notes to the financial statements, including a summary of significant accounting policies and other explanatory information. (hereinafter referred to as "the financial statements")

In our opinion and to the best of our information and according to the explanations given to us, the aforesaid financial statements give the information required by the Companies Act, 2013 ("the Act") in the manner so required and give a true and fair view in conformity with the Indian Accounting Standards prescribed under section 133 of the Act read with the Companies (Indian Accounting Standards) Rules, 2015, as amended, ("Ind AS ") and other accounting principles generally accepted in India, of the state of affairs of the Company as at March 31, 2023, its profits (including other comprehensive income), its cash flows and changes in equity for the year ended on that date.

Basis for Opinion

We conducted our audit in accordance with the Standards on Auditing (SAs) specified under section 143(10) of the Act. Our responsibilities under those Standards are further described in the 'Auditor's Responsibilities for the Audit of the Financial Statements' section of our report. We are independent of the Company in accordance with the 'Code of Ethics' issued by the Institute of Chartered Accountants of India (ICAI) together with the ethical requirements that are relevant to our audit of the standalone financial statements under the provisions of the Act and the Rules there under, and we have fulfilled our other ethical responsibilities in accordance with these requirements and the ICAI's Code of Ethics. We believe that the audit evidence we have obtained is sufficient and appropriate to provide a basis for our opinion on the financial statements.

Key Audit Matters

Key audit matters are those matters that, in our professional judgment, were of most significance in our audit of the financial statements for the financial year ended March 31, 2023. These matters were addressed in the context of our audit of the financial statements as a whole, and in forming our opinion thereon, and we do not provide a separate opinion on these matters.

Key Audit Matters	Auditor's Response
Inventory- existence and valuation as per Ind As 2 Refer to note 12 to the standalone financial statements. The Company is having the Inventories of Rs. 787.84 lacs as on 31 st March 2023. As described in the accounting policies in the standalone financial statements, inventories are carried at the lower of cost and net realisable value. As a result, the management applies judgement in determining the appropriate provisions for obsolete stock based upon a detailed analysis of old inventory, net realisable value below cost based upon future plans for sale of inventory.	We have obtained assurance over the appropriateness of the management's assumptions applied in calculating the value of the inventories and related provisions and management assertion regarding existence and ownership by:- a) Completed a walkthrough of the inventory valuation process and assessed the design and implementation of the key controls addressing the risk. b) Performing procedures to ensure that the changes in inventory between the last verification date and date of the balance sheet are properly recorded (Roll forward procedures).

KKALPANA INDUSTRIES (INDIA) LIMITED

Key Audit Matters	Auditor's Response
	<p>c) Verifying for a sample of individual products that costs have been correctly recorded.</p> <p>d) Assessed the design and tested the operating effectiveness of Internal Control with related to Inventory.</p> <p>e) We also discussed with the management the methodology and assumptions used in the valuation of Inventory</p> <p>f) We have reviewed the historical accuracy of inventory provisioning and the level of inventory write-offs during the financial year.</p> <p>g) Comparing the net realisable value to the cost price of inventories to check for completeness of the associated provision.</p> <p>h) Performing substantive analytical procedures to test the correctness of inventory existence and valuation.</p> <p>i) Testing the accuracy of inventory reconciliations with the general ledger at period end, including test of reconciling items.</p> <p>The procedures performed gave us sufficient evidence to conclude about the inventory existence and valuation.</p>
<p>Revenue Recognition as per Ind As 115</p> <p>Refer to note 3 (Significant Accounting policies)</p> <p>And note 30 (Revenue from operations) of the financial statements.</p> <p>Revenue from the sale of goods is recognized at the moment when control has been transferred to the customer and is measured net of trade discounts, and pricing allowances to customers (collectively 'trade spends').</p> <p>We identified revenue recognition as the key audit matter as revenue is significant to the financial statements owing to its large volume and results in greater audit effort to address the matter.</p>	<p>Our audit procedures included:</p> <p>a) We assessed the appropriateness of the revenue recognition accounting policies by comparing with applicable accounting standards.</p> <p>b) We evaluated the design, tested the implementation and operating effectiveness of key internal controls including general IT controls and key IT application controls over recognition of revenue.</p> <p>c) We performed substantive testing by selecting samples of revenue transactions recorded during the year by testing the underlying documents which Included invoices, good dispatch notes, customer acceptances and shipping documents (as applicable).</p> <p>d) We carried out analytical procedures on revenue recognised during the year to identify unusual variances.</p> <p>e) We tested, on a sample basis, specific revenue transactions recorded before and after the financial year-end date to determine whether the revenue had been recognised in the appropriate financial period. Based on the above procedures performed, no significant exception was noted by us in the revenue recognised by the company during the year.</p>

Information other than the Financial Statements and Auditor's Report thereon

The Company's Board of Directors is responsible for the preparation of the other information. The other information comprises the information included in the Annual Report but does not include financial statements and our auditors' report thereon. Our opinion on the financial statements does not cover the other information and we do not express any form of assurance conclusion thereon.

In connection with our audit of the financial statements, our responsibility is to read the other information and, in doing so, consider whether the other information is materially inconsistent with the financial statements, or our knowledge obtained during the course of our audit or otherwise appears to be materially misstated. If, based on the work we have performed, we conclude that there is a material misstatement of this other information, we are required to report that fact. We have nothing to report in this regard.

Management's Responsibility for the Financial Statements

The Company's Board of Directors is responsible for the matters stated in section 134(5) of the Act with respect to the preparation of these financial statements that give a true and fair view of the financial position, financial performance including other comprehensive income, cash flows and changes in equity of the Company in accordance with the accounting principles generally accepted in India, including the Indian Accounting Standards (Ind AS) specified under section 133 of the Act read with the Companies (Indian Accounting Standards) Rules, 2015, as amended. This responsibility also includes maintenance of adequate accounting records in accordance with the provisions of the Act for safeguarding of the assets of the Company and for preventing and detecting frauds and other irregularities; selection and application of appropriate accounting policies; making judgments and estimates that are reasonable and prudent; and the design, implementation and maintenance of adequate internal financial controls, that were operating effectively for ensuring the accuracy and completeness of the accounting records, relevant to the preparation and presentation of the financial statements that give a true and fair view and are free from material misstatement, whether due to fraud or error.

In preparing the financial statements, management is responsible for assessing the Company's ability to continue as a going concern, disclosing, as applicable, matters related to going concern and using the going concern basis of accounting unless management either intends to liquidate the Company or to cease operations, or has no realistic alternative but to do so.

Those charged with governance are also responsible for overseeing the Company's financial reporting process.

Auditor's Responsibilities for the Audit of the Financial Statements

Our objectives are to obtain reasonable assurance about whether the financial statements as a whole are free from material misstatement, whether due to fraud or error, and to issue an auditor's report that includes our opinion. Reasonable assurance is a high level of assurance but is not a guarantee that an audit conducted in accordance with SAs will always detect a material misstatement when it exists. Misstatements can arise from fraud or error and are considered material if, individually or in the aggregate, they could reasonably be expected to influence the economic decisions of users taken on the basis of these financial statements.

As part of an audit in accordance with SAs, we exercise professional judgment and maintain professional scepticism throughout the audit. We also:

- a. Identify and assess the risks of material misstatement of the financial statements, whether due to fraud or error, design and perform audit procedures responsive to those risks, and obtain audit evidence that is sufficient and appropriate to provide a basis for our opinion. The risk of not detecting a material misstatement resulting from fraud is higher than for one resulting from error, as fraud may involve collusion, forgery, intentional omissions, misrepresentations, or the override of internal control.
- b. Obtain an understanding of internal control relevant to the audit in order to design audit procedures that are appropriate in the circumstances. Under section 143(3)(i) of the Act, we are also responsible for expressing our opinion on whether the company has adequate internal financial controls system in place and the operating effectiveness of such controls.
- c. Evaluate the appropriateness of accounting policies used and the reasonableness of accounting estimates and related disclosures made by management.
- d. Conclude on the appropriateness of management's use of the going concern basis of accounting and, based on the audit evidence obtained, whether a material uncertainty exists related to events or conditions that may cast significant doubt on the Company's ability to continue as a going concern. If we conclude that a material uncertainty exists, we are required to draw attention in our auditor's report to the related disclosures in the financial statements or, if such disclosures are inadequate, to modify our opinion. Our conclusions are based

KKALPANA INDUSTRIES (INDIA) LIMITED

on the audit evidence obtained up to the date of our auditor's report. However, future events or conditions may cause the Company to cease to continue as a going concern.

- e. Evaluate the overall presentation, structure and content of the financial statements, including the disclosures, and whether the financial statements represent the underlying transactions and events in a manner that achieves fair presentation.

Materiality is the magnitude of misstatements in the financial statements that, individually or in aggregate, makes it probable that the economic decisions of a reasonably knowledgeable user of the financial statements may be influenced. We consider quantitative materiality and qualitative factors in (i) planning the scope of our audit work and in evaluating the results of our work; and (ii) to evaluate the effect of any identified misstatements in the financial statements.

We communicate with those charged with governance regarding, among other matters, the planned scope and timing of the audit and significant audit findings, including any significant deficiencies in internal control that we identify during our audit.

We also provide those charged with governance with a statement that we have complied with relevant ethical requirements regarding independence, and to communicate with them all relationships and other matters that may reasonably be thought to bear on our independence, and where applicable, related safeguards.

From the matters communicated with those charged with governance, we determine those matters that were of most significance in the audit of the standalone financial statements for the financial year ended March 31, 2023 and are therefore the key audit matters. We describe these matters in our auditor's report unless law or regulation precludes public disclosure about the matter or when, in extremely rare circumstances, we determine that a matter should not be communicated in our report because the adverse consequences of doing so would reasonably be expected to outweigh the public interest benefits of such communication.

Report on Other Legal and Regulatory Requirements

- 1) As required by the Companies (Auditor's report) Order, 2020 ("the Order") issued by the Central Government of India in terms of sub-section (11) of section 143 of the Act, we give in the "Annexure A" a statement on the matters specified in paragraphs 3 and 4 of the Order.
- 2) As required by section 143(3) of the Act, we report that:
 - i. We have sought and obtained all the information and explanations which to the best of our knowledge and belief are necessary for the purpose of our audit.
 - ii. In our opinion, proper books of account as required by law have been kept by the Company so far as it appears from our examination of those books.
 - iii. The Balance Sheet, Statement of Profit & Loss (including other comprehensive income), Statement of Cash Flows and Statement of Changes in Equity dealt with by this Report are in agreement with the books of account.
 - iv. In our opinion, the aforesaid financial statements comply with the accounting standards specified under section 133 of the Act read with Companies (Indian Accounting Standards) Rules, 2015, as amended from time to time.
 - v. On the basis of written representations received from the Directors as on March 31, 2023 taken on record by the Board of Directors, none of the directors is disqualified as on March 31, 2023 from being appointed as a director in terms of section 164(2) of the Act.
 - vi. With respect to the adequacy of the internal financial controls with reference to the financial statement of the Company and the operating effectiveness of such controls, refer to our separate report in "Annexure B".
 - vii. With respect to the other matters to be included in the Auditor's Report in accordance with the requirements of section 197(16) of the Act, as amended:

In our opinion and to the best of our information and according to the explanations given to us, during the year the remuneration paid by the Company to its directors during the year is in accordance with the

provisions of section 197 of the Act . The remuneration paid to any director is not in excess of the limit laid down under Section 197 of the Act. The Ministry of Corporate Affairs has not prescribed other details under Section 197(16) of the Act which are required to be commented upon by us.

- viii. With respect to the other matters to be included in the Auditor's Report in accordance with Rule 11 of the Companies (Audit and Auditors) Rules, 2014 (as amended), in our opinion and to the best of our information and according to the explanations given to us:
- i) The Company has disclosed the impact of pending litigation of its financial position in its standalone financial statements.
 - ii) The Company did not have any long-term contracts including derivative contracts for which there were any material foreseeable losses.
 - iii) There were no amounts which were required to be transferred to the Investor Education and Protection Fund by the Company during the year.
 - iv) a) The management has represented that, to the best of its knowledge and belief, no funds have been advanced or loaned or invested (either from borrowed funds or share premium or any other sources or kind of funds) by the Company to or in any other persons or entities, including foreign entities ("Intermediaries") with the understanding, whether recorded in writing or otherwise, that the Intermediary shall:
 - directly or indirectly lend or invest in other persons or entities identified in any manner whatsoever ("Ultimate Beneficiaries") by or on behalf of the Company or
 - provide any guarantee, security or the like to or on behalf of the Ultimate Beneficiaries.
 - b) The management has represented, that, to the best of its knowledge and belief, no funds have been received by the Company from any persons or entities, including foreign entities ("Funding Parties"), with the understanding, whether recorded in writing or otherwise, that the Company shall:
 - directly or indirectly, lend or invest in other persons or entities identified in any manner whatsoever ("Ultimate Beneficiaries") by or on behalf of the Funding Party or
 - provide any guarantee, security or the like from or on behalf of the ultimate Beneficiaries; and
 - c) Based on such audit procedures as considered reasonable and appropriate in the circumstances, nothing has come to our notice that has caused us to believe that the representations under subclause (iv) (a) and (iv) (b) contain any material misstatement.
- (ix) The company has not declared or paid any dividend during the year.
- (x) Since requirement of maintenance of accounting software which has a feature of audit trail under Rule 3 of the Companies (Accounts) Rules, 2014 has been deferred from financial years commencing from 01 April 2022 to financial year commencing from 01 April 2023, reporting under Rule 11(g) of Companies (Audit and Auditors) Rules, 2014 is not applicable for the financial year ended 31 March 2023.

For B. Chakrabarti & Associates,
Chartered Accountants
Firm Registration No : 305048E

Dipankar Chakravarti
(Partner)
Membership No: 053402
UDIN : 23053402BGPYP3368
Place :- Kolkata
Date:- 19th Day of May, 2023

KKALPANA INDUSTRIES (INDIA) LIMITED

ANNEXURE 'A' TO THE INDEPENDENT AUDITOR'S REPORT

(Referred to in paragraph 1 under 'Report on Other Legal and Regulatory Requirements' section of our report to the Members of Kkalpana Industries (India) Ltd of even date)

I. In respect of its fixed assets:

- a) The Company has maintained proper records showing full particulars, including quantitative details and situation of Property, Plant and Equipment and The Company has maintained proper records showing full particulars of intangible assets.
- b) According to the information and explanations given to us and on the basis of our examination of the records of the Company, the Company has a regular programme of physical verification of its Property, Plant and Equipment by which all property, plant and equipment are verified in a phased manner over a period of two years. In accordance with this programme, certain property, plant and equipment were verified during the year. In our opinion, this periodicity of physical verification is reasonable having regard to the size of the Company and the nature of its assets. No material discrepancies were noticed on such verification.
- c) According to the information and explanations given to us and on the basis of our examination of the records of the Company the title deeds of immovable properties are held in the name of Company. In respect of immovable and movable properties that have been taken on lease and disclosed in the financial statement as right- of use assets as at the balance sheet date, the lease agreements are duly executed in favour of the Company.
- d) According to the information and explanations given to us and on the basis of our examination of the records the Company has not revalued any of its property, plant and equipment (including Right of use assets) and intangible assets during the year.
- e) No proceeding have been initiated during the year or are pending against the Company as at 31 March 2023 for holding ant benami property under the Benami Transaction (Prohibition) Act, 1988 (as amended in 2016) and rules made thereunder.

II. As per the information and explanations given to us:

- a) The management has conducted physical verification of inventory (excluding inventories in transit) at reasonable intervals during the year and discrepancies of 10% or more in aggregate for each class of inventory were not noticed on physical verification, in our opinion, the frequency of verification by the management is reasonable and the coverage and procedure for such verification is appropriate.
- b) According to the information and explanations given to us, the Company has been sanctioned working capital limits in excess of `Rs. 5 crores, in aggregate, from bank on the basis of security of current assets. In our opinion and according to the information and explanations given to us, the quarterly returns or statements comprising of value of closing stock of inventory, receivables and payables filed by the Company with such bank are in agreement with the audited books of account of the Company of the respective quarters.

III. According to the information and explanations given to us and on the basis of our examination of the records of the Company, the Company has not provided any guarantee or security or granted any advances in the nature of loans, secured or unsecured, to companies, firms, limited liability partnership or any other parties during the year. The Company has not made investments in companies and granted secured and unsecured loans to companies and other parties. The Company has not made any investments in or granted any loans, secured or unsecured, to firms and limited liability partnership. . Accordingly, clause 3 (a),(b),(c),(d),(f) of the Order is not applicable to the Company.

- e) No loan or advance in the nature of loan granted by the Company which has fallen due during the year, has been renewed or extended or fresh loans granted to settle the overdue of existing loans given to the same parties.

- IV. According to the information and explanations given to us and on the basis of our examination of records of the Co, provisions of Section 185 and 186 of the Companies Act 2013 in respect of loans to directors including entities in which they are interested and in respect of loans and advances given, investments made and, guarantees, and securities given have been complied with by the Company.
- V. According to information and explanations given to us, the Company has not accepted any deposits or amounts which are deemed to be deposits from the public. Accordingly, clause 3(v) of the Order is not applicable to the Company
- VI. We have broadly reviewed the books of accounts maintained by Company in respect of product, where pursuant to the rule made by the Central Government of India the maintenance of cost records has been prescribed under section 148 (1) of the Companies Act 2013 and are of the opinion that, prima facie, the prescribed records have been maintained. However, we have not made a detailed examination of the records with a view to determine whether they are accurate or complete.
- VII. According to the information and explanations given to us and on the basis of our examination of the records of the Company:
- According to the information and explanations given to us and on the basis of our examination of the records of the Company, amounts deducted / accrued in the books of account in respect of undisputed statutory dues including Provident Fund, Employees' State Insurance, Income-tax, Goods & Service Tax, duty of Customs, duty of Excise, value added tax and cess and any other statutory dues to appropriate authority have generally been regularly deposited during the year by the Company. According to the information and explanations given to us, no undisputed amounts payable in respect of Goods and Service Tax, Provident Fund, Employee's State Insurance, Income-tax, Sales-tax, Service tax, Duty of Customs, Duty of Excise, Value Added Tax and Cess and other statutory dues were in arrears, as at March 31, 2023 for a period of more than six months from the date they became payable.
 - According to the information and explanations given to us and the records of the company examined by us as at 31st March 2023, there are no dues of Goods and service Tax or sales Tax or customs duty or excise duty. Details of dues of Income Tax which has not been deposited as on 31st March 2023 on account of dispute are given below:

Name of the statute	Nature of the Dues	Amount (Rs.in lacs)	Period to which the amount relates (Assessment Year)	Forums where the dispute is pending
Income Tax Act 1961	Income Tax	167.74	2012-13	CIT (A)
Income Tax Act 1961	Income Tax	131.31	2011-12	CIT (A)
Income Tax Act 1961	Income Tax	153.16	2010-11	CIT (A)
Income Tax Act 1961	Income Tax	753.88	2016-17	CIT (A)

- VIII. According to the information and explanations given to us and on the basis of our examination of the records of the Company, the Company has not surrendered or disclosed any transactions, previously unrecorded as income in the books of account, in the tax assessments under the Income-tax Act, 1961 as income during the year.
- IX. According to the information and explanations given to us and :
- On the basis of our examination of the records of the Company, the Company has not defaulted in the repayment of loans or other borrowings or in the payment of interest thereon to any lender during the year.
 - On the basis of our examination of the records of the Company, the Company has not been declared a willful defaulter by any bank or financial institution or government or government authority.
 - On the basis of our examination of the records of the Company, the Company has not raised Term Loan during the year.

KKALPANA INDUSTRIES (INDIA) LIMITED

- d) On the basis of our examination of the records of the Company, funds raised on short-term basis have, prima facie, not been used during the year for long-term purposes by the Company.
 - e) On an overall examination of the financial statements of the Company, the Company has not taken any funds from any entity or person on account of or to meet the obligations of its subsidiary or joint venture.
 - f) The Company has not raised loans during the year on the pledge of securities held in its subsidiary or joint venture.
 - g) According to the information and explanations given to us and on the basis of our examination of the records of the Company, The Company has not raised any moneys by way of initial public offer or further public offer (including debt instruments). Accordingly, clause 3(x)(a) of the Order is not applicable to the Company.
 - h) According to the information and explanations given to us and on the basis of our examination of the records of the Company, the Company has not made any preferential allotment or private placement of shares or fully or partly convertible debentures during the year. Accordingly, clause 3(x)(b) of the Order is not applicable to the Company.
- X. To the best of our knowledge:
- a) No fraud by the Company and no material fraud on the Company has been noticed or reported during the year.
 - b) To the best of our knowledge, no report under subsection (12) of section 143 of the Companies Act has been filed in Form ADT-4 as prescribed under rule 13 of Companies (Audit and Auditors) Rules, 2014 with the Central Government, during the year and upto the date of this report.
 - c) As represented to us by the Management, there were no whistle blower complaints received by the Company during the year and upto the date of this report.
- XI. In our opinion and according to the information and explanations given to us , the Company is not a Nidhi Company. Accordingly, paragraph 3(xii) of the Order is not applicable.
- XII. In our opinion, the Company is in compliance with Section 177 and 188 of the Companies Act, where applicable, for all transactions with the related parties and the details of related party transactions have been disclosed in the financial statements etc. as required by the applicable accounting standards.
- XIII. In our opinion the Company has an adequate internal audit system commensurate with the size and the nature of its business. We have considered, the internal audit reports issued to the Company during the year and covering the period upto 31st March, 2023.
- XIV. In our opinion during the year the Company has not entered into any non-cash transactions with any of its directors or directors of it's holding company, subsidiary company, or persons connected with such directors and hence provisions of section 192 of the Companies Act, 2013 are not applicable to the Company.
- XV. The Company is not required to be registered under section 45-IA of the Reserve Bank of India Act, 1934. Hence, reporting under clause (xvi)(a), (b), (c) & (d) of the Order is not applicable.
- XVI. The Company has not incurred any cash losses during the current financial year covered by our audit and immediately preceding financial.
- XVII. During the year, there has been a resignation of the statutory auditors and there were no issues, objections or concerns raised by the outgoing auditors.

XVIII. On the basis of the financial ratios, ageing and expected dates of realization of financial assets and payment of financial liabilities, other information accompanying the financial statements and our knowledge of the Board of Directors and Management plans and based on our examination of the evidence supporting the assumptions, nothing has come to our attention, which causes us to believe that any material uncertainty exists as on the date of the audit report indicating that Company is not capable of meeting its liabilities existing at the date of balance sheet as and when they fall due within a period of one year from the balance sheet date. We, however, state that this is not an assurance as to the future viability of the Company. We further state that our reporting is based on the facts up to the date of the audit report and we neither give any guarantee nor any assurance that all liabilities falling due within a period of one year from the balance sheet date, will get discharged by the Company as and when they fall due.

XiX. Based on the information and explanations given to us, the provision of Sec 135 of Companies Act 2013 is not applicable to the company and accordingly the requirement to report on clause 3(xx) of order is not applicable.

**For B. Chakrabarti & Associates,
Chartered Accountants
Firm Registration No : 305048E**

**Dipankar Chakravarti
(Partner)
Membership No: 053402
UDIN: : 23053402BGPYVP3368
Place :- Kolkata
Date:- 19th Day of May, 2023**

ANNEXURE “B” TO THE INDEPENDENT AUDITOR’S REPORT

(Referred to in paragraph 2 (vi) under ‘Report on Other Legal and Regulatory Requirements’ section of our report to the Members of Kkalpana Industries (India) Ltd of even date)

Report on the Internal Financial Controls with reference to financial statement under Clause (i) of Sub-section 3 of Section 143 of the Companies Act, 2013 (“the Act”)

We have audited the internal financial controls with reference to financial statement of Kkalpana Industries (India) Limited (“the Company”) as of March 31, 2023 in conjunction with our audit of the financial statements of the Company for the year ended on that date.

Management’s Responsibility for Internal Financial Controls

The Board of Directors of the company is responsible for establishing and maintaining internal financial controls based on the internal control with reference to financial statement criteria established by the Company considering the essential components of internal control stated in the Guidance Note on Audit of Internal Financial Controls Over Financial Reporting (Guidance Note) issued by the Institute of Chartered Accountants of India (ICAI). These responsibilities include the design, implementation and maintenance of adequate internal financial controls that were operating effectively for ensuring the orderly and efficient conduct of its business, including adherence to respective company’s policies, the safeguarding of its assets, the prevention and detection of frauds and errors, the accuracy and completeness of the accounting records, and the timely preparation of reliable financial information, as required under the Companies Act, 2013.

Auditor’s Responsibility

Our responsibility is to express an opinion on the internal financial controls with reference to financial statement based on our audit. We conducted our audit in accordance with the Guidance Note issued by ICAI and the Standards on auditing prescribed under Section 143(10) of the Companies Act, 2013, to the extent applicable to an audit of internal financial controls. Those Standards and the Guidance Note require that we comply with ethical requirements and plan and perform the audit to obtain reasonable assurance about whether adequate internal financial controls with reference to financial statement was established and maintained and if such controls operated effectively in all material respects.

Our audit involves performing procedures to obtain audit evidence about the adequacy of the internal financial controls with reference to financial statement and their operating effectiveness. Our audit of internal financial controls with reference to financial statement included obtaining an understanding of internal financial controls with reference to financial statement, assessing the risk that a material weakness exists, and testing and evaluating the design and operating effectiveness of internal control based on the assessed risk. The procedures selected depend on the auditor’s judgment, including the assessment of the risks of material misstatement of the financial statements, whether due to fraud or error.

We believe that the audit evidence we have obtained is sufficient and appropriate to provide a basis for our audit opinion on the Company’s internal financial controls with reference to financial statement.

Meaning of Internal Financial Controls with reference to Financial Statement

A company’s internal financial control with reference to financial statement is a process designed to provide reasonable assurance regarding the reliability of financial reporting and the preparation of financial statements for external purposes in accordance with generally accepted accounting principles. A company’s internal financial control with reference to financial statement includes those policies and procedures that pertain to the maintenance of records that, in reasonable detail, accurately and fairly reflect the transactions and dispositions of the assets of the company; (2) provide reasonable assurance that transactions are recorded as necessary to permit preparation of financial statements in accordance with generally accepted accounting principles, and that receipts and expenditures of the company are being made only in accordance with authorizations of management and directors of the company; and (3) provide reasonable assurance regarding prevention or timely detection of unauthorized acquisition, use, or disposition of the company’s assets that could have a material effect on the financial statements.

Limitations of Internal Financial Controls with reference to Financial Statement

Because of the inherent limitations of internal financial controls with reference to financial statement, including the possibility of collusion or improper management override of controls, material misstatements due to error or fraud may occur and not be detected. Also, projections of any evaluation of the internal financial controls with reference to financial statement to future periods are subject to the risk that the internal financial control with reference to financial statement may become inadequate because of changes in conditions, or that the degree of compliance with the policies or procedures may deteriorate.

Opinion

In our opinion, to the best of our information and according to the explanations given to us, the Company has, in all material respects, an adequate internal financial controls system with reference to financial statement and such internal financial controls with reference to financial statement were operating effectively as at March 31, 2023, based on the internal control with reference to financial statement criteria established by the Company considering the essential components of internal control stated in the Guidance Note issued by ICAI.

For B. Chakrabarti & Associates,
Chartered Accountants
Firm Registration No : 305048E

Dipankar Chakravarti
(Partner)
Membership No: 053402
UDIN: : 23053402BGPYVP3368
Place :- Kolkata
Date:- 19th Day of May, 2023

KKALPANA INDUSTRIES (INDIA) LIMITED

AUDITED BALANCE SHEET AS AT 31st MARCH, 2023

(Rs. In Lacs)

	Note No.	As at 31st March, 2023	As at 31st March, 2022
A ASSETS			
1 Non-current Assets			
Property, Plant and Equipment	4	2,711.66	2,657.70
Capital Work-in progress	5	-	9.49
Investment Property	6	1,281.68	1,281.68
Other Intangible Assets	7	0.02	0.08
Right of Use - Lease	8	700.68	455.67
Financial Assets			
(i) Investments	9	309.12	287.63
(ii) Other Financial Assets	10	90.93	48.31
Other Non-Current Assets	11	11.25	10.67
		5,105.35	4,751.22
2 Current Assets			
Inventories	12	787.84	776.85
Financial Assets			
(ii) Trade Receivables	13	1,512.55	832.51
(iii) Cash & Cash Equivalents	14	1,076.35	23.13
(iv) Other Financial Assets	10	270.66	461.61
Current Tax Assets (net)	15	146.67	-
Other Current Assets	16	800.28	384.02
		4,594.35	2,478.12
Total		9,699.70	7,229.34
B EQUITY & LIABILITIES			
1 Equity			
Equity Share Capital	17	1,881.46	1,881.46
Other Equity	18	1,688.01	1,482.47
		3,569.47	3,363.93
2 Non Current Liabilities			
Financial Liabilities			
(i) Borrowings	19	4,613.00	1,867.50
(ii) Finance Lease Liability	20	240.98	340.72
Deferred Tax Liabilities (net)	21	139.18	122.11
		4,993.16	2,330.33
3 Current Liabilities			
Financial Liabilities			
(ii) Lease Liability	20	95.55	98.10
(iii) Trade Payables	22		
- Micro & Small Enterprises		8.60	6.82
- Others		98.76	257.24
(iv) Other Financial Liabilities	23	127.39	456.29
Other Current Liabilities	24	785.03	568.83
Provisions	25	21.74	42.16
Current Tax Liabilities (net)	26	-	105.63
		1,137.07	1,535.07
Total		9,699.70	7,229.34

Significant Accounting Policies and other information

1-3

The accompanying notes form an integral part of the financial statements

This is the Balance Sheet referred to in our report of even date.

For B. Chakrabarti & Associates

Chartered Accountants

Firm Registration No:305048E

Dipankar Chakravarti

Partner

Membership No.053402

Date : 19th May, 2023

Place : Kolkata

For and on behalf of Board of Directors

Narrindra Suranna

(DIN: 00060127)

Chairman and Managing Director

Pranab Ranjan Mukherjee

(DIN: 00240758)

Whole Time Director

Ankita Karnani

(Membership No. ACS 33634)

Company Secretary

Indar Chand Dakalia

Chief Financial Officer

KKALPANA INDUSTRIES (INDIA) LIMITED

AUDITED STATEMENT OF PROFIT AND LOSS FOR THE YEAR ENDED 31st MARCH, 2023

		(Rs. In Lacs)	
	Note No.	As at 31st March, 2023	As at 31st March, 2022
I INCOME			
Revenue from Operations	27	27,220.64	4,016.15
Other Income	28	1,497.06	631.13
Total Income		28,717.70	4,647.28
II EXPENSES			
Cost of Materials Consumed	29	26,318.70	2,739.87
Changes in Inventories of Finished Goods & Work-in-Progress & Stock-in-Trade	30	(179.21)	(187.09)
Employee Benefits Expense	31	391.09	399.54
Finance Costs	32	558.56	33.57
Depreciation & Amortization Expense	4-7	245.62	294.65
Other Expenses	33	1,142.37	1,079.12
Total Expenses		28,477.13	4,359.67
III PROFIT BEFORE EXCEPTIONAL ITEMS & TAXATION			
Exceptional items		-	-
IV PROFIT BEFORE TAX		240.57	287.61
Tax expense	34		
Current tax		22.91	91.89
Deferred tax		11.86	(156.31)
Tax for earlier years		15.74	(177.91)
Total Tax expense		50.50	(242.32)
V PROFIT FOR THE YEAR AFTER TAX		190.06	529.93
VI OTHER COMPREHENSIVE INCOME	35		
i Items that will not be classified to profit and loss		20.68	(0.66)
ii Income tax relating to items that will not be classified to profit and loss		(5.20)	0.17
Total Other Comprehensive Income For The Year		15.47	(0.49)
VII TOTAL COMPREHENSIVE INCOME FOR THE YEAR		205.53	529.44
EARNING PER EQUITY SHARE			
(Face value of Rs 2/- each)			
Basic (Rs.)		0.20	0.56
Diluted (Rs.)		0.20	0.56

Significant Accounting Policies and other information

1-3

The accompanying notes form an integral part of the financial statements
This is the Statement of Profit & Loss referred to in our report of even date.

For B. Chakrabarti & Associates

Chartered Accountants

Firm Registration No:305048E

Dipankar Chakravarti
Partner

Membership No.053402

Date : 19th May, 2023

Place : Kolkata

For and on behalf of Board of Directors

Narrindra Suranna
(DIN: 00060127)

Chairman and Managing Director

Ankita Karnani
(Membership No. ACS 33634)
Company Secretary

Pranab Ranjan Mukherjee
(DIN: 00240758)

Whole Time Director

Indar Chand Dakalia
Chief Financial Officer

STATEMENT OF CASH FLOW FOR THE YEAR ENDED 31st MARCH 2023
(Rs. In Lacs)

Particulars	STANDALONE	
	2022-23	2021-22
	(Audited)	(Audited)
A. CASH FLOW FROM OPERATING ACTIVITIES		
Profit before tax from continuing operations	240.57	287.61
Adjustment for:		
Depreciation & amortization expense	245.62	294.65
Loss/(Profit) on sale of fixed assets	(0.54)	-
Unwinding of Interest on security deposit	(2.58)	(1.98)
Finance cost	558.56	33.57
Interest income	(15.27)	-
Interest on Lease Liability	20.68	(0.66)
Other comprehensive income	(3.04)	-
Notional rent on Security deposit	-	1.45
	803.43	327.03
Operating profit before Working Capital changes	1,044.00	614.64
Adjustments for Working Capital changes		
Decrease/(increase) in non current financial assets		
Other financial assets	17.68	(60.34)
Decrease/(increase) in other non current assets	(0.59)	(10.58)
Decrease/(increase) in inventories	(10.99)	(727.91)
Trade receivables	(680.04)	247.03
Loans	-	8.00
Other financial assets	201.60	(293.22)
Decrease/(increase) in other current assets	(416.25)	(304.82)
Increase/(decrease) in non current provisions	-	(1.97)
Trade payables	(153.67)	279.15
Other financial liabilities	(323.07)	477.10
Increase/(decrease) in other current liabilities	216.21	550.99
Increase/(decrease) in short term provisions	(20.42)	38.02
	(1,169.54)	201.45
Cash generated from operations	(125.54)	816.09
(Tax paid) / refund received (net)	(290.95)	(320.56)
Net cash from operating activities	(416.49)	495.53

STATEMENT OF CASH FLOW FOR THE YEAR ENDED 31st MARCH 2023
(Rs. In Lacs)

Particulars	STANDALONE	
	2022-23	2021-22
	(Audited)	(Audited)
B. CASH FLOW FROM INVESTING ACTIVITIES		
Purchase of Property, Plant and Equipment, CWIP and Intangible assets	(171.61)	(441.99)
Sale proceeds of Property, Plant and Equipment	13.01	-
Increase/(decrease) in Right of Use Assets	(375.90)	-
Interest receipt on investments	4.62	-
Increase in investment in Term deposit	(57.73)	-
Purchase of investments	(22.50)	(52.36)
Sale proceeds of investments	1.00	-
Net cash generated / (used) from investing activities	(609.11)	(494.35)
C. CASHFLOW FROM FINANCING ACTIVITIES		
Other Proceeds	-	214.00
Proceeds from long term borrowings	2,745.50	-
Payment of Lease Liability	(107.03)	(13.00)
Dividend paid	-	(188.15)
Finance cost	(559.66)	(16.57)
Net cash from financing activities	2,078.81	(3.72)
Net changes in Cash and Bank balances	1,053.21	(2.54)
Net Increase / (-) Decrease in Cash and Bank balances		
Balance at the end of the year	1,076.35	23.13
Balance at the beginning of the year	23.13	774.81
Less: Amount adjusted pursuant to scheme of arrangement	-	(749.15)
Adjusted Balance at the beginning of Year	23.13	25.67
Net changes in Cash and Bank balances	1,053.21	(2.54)

For B. Chakrabarti & Associates

Chartered Accountants

Firm Registration No:305048E

Dipankar Chakravarti
Partner

Membership No.053402

Date : 19th May, 2023

Place : Kolkata

For and on behalf of Board of Directors

Narrindra Suranna
(DIN: 00060127)

Chairman and Managing Director

Ankita Karnani
(Membership No. ACS 33634)
Company Secretary

Pranab Ranjan Mukherjee
(DIN: 00240758)

Whole Time Director

Indar Chand Dakalia
Chief Financial Officer

KKALPANA INDUSTRIES (INDIA) LIMITED

STATEMENT OF CHANGES IN EQUITY FOR THE YEAR ENDED 31st MARCH, 2023

(Rs. In Lacs)

A. EQUITY SHARE CAPITAL (Refer Note No. 17)

Balance at the year beginning
Changes in equity share capital during the year
Balance at the year end

As at 31st March, 2023	As at 31st March, 2022
1,881.46	1,881.46
-	-
1,881.46	1,881.46

B. OTHER EQUITY (Refer Note No. 18)

For the year ended 31st March, 2023

Particulars	Capital Reserve & Amalgamation Reserve	Reserve & Surplus Securities Premium	General Reserve	Retained Earnings	Other Comprehensive Income Remeasurement of defined benefit plan	Total
Balance as at 1st April, 2022	-	-	-	1,524.63	(42.16)	1,482.47
Add : For the Year	-	-	-	190.07	15.47	205.54
Balance as at 31st March, 2023	-	-	-	1,714.70	(26.69)	1,688.01

For the year ended 31st March, 2022

Particulars	Capital Reserve & Amalgamation Reserve	Reserve & Surplus Securities Premium	General Reserve	Retained Earnings	Other Comprehensive Income Remeasurement of defined benefit plan	Total
Balance as at 1st April, 2021	852.96	5,322.45	3,400.00	25,354.70	(41.67)	34,888.44
Add: Amount adjusted pursuant to scheme of arrangement	(852.96)	(5,322.45)	(3,400.00)	(24,170.86)	-	(33,746.27)
Add: Investment amount adjusted pursuant to scheme of arrangement	-	-	-	(1.00)	-	(1.00)
Add : For the Year	-	-	-	529.94	(0.49)	529.45
Less: Equity Dividend for the year 2020-21	-	-	-	(188.15)	-	(188.15)
Balance as at 31st March, 2022	-	-	-	1,524.63	(42.16)	1,482.47

The accompanying notes form an integral part of the financial statements

For B. Chakrabarti & Associates

Chartered Accountants
Firm Registration No:305048E

Dipankar Chakravarti
Partner
Membership No.053402
Date : 19th May, 2023
Place : Kolkata

For and on behalf of Board of Directors

Narrindra Suranna
(DIN: 00060127)
Chairman and Managing Director

Ankita Karnani
(Membership No. ACS 33634)
Company Secretary

Pranab Ranjan Mukherjee
(DIN: 00240758)
Whole Time Director

Indar Chand Dakalia
Chief Financial Officer

Notes to the financial statements for the year ended 31st March, 2023**1. COMPANY INFORMATION**

Kkalpana Industries (India) Limited ("the Company") was incorporated in India on 03rd of September 1985. The Company is domiciled in India whose shares are listed on the Bombay Stock Exchange (BSE) and Calcutta Stock Exchange (CSE). The registered office is located at B K Market, 16A Shakespeare Sarani, 4th Floor, Room No. 3, Kolkata - 700071. The Company is engaged in the business of different grades of Plastic Granules.

The financial statements of the Company for the year ended 31st March, 2023 were authorised for issue in accordance with a resolution of the Board of Directors as on 19th May, 2023.

2. BASIS OF PREPARATION OF FINANCIAL STATEMENTS**2.1 Statement of Compliance**

These financial statements have been prepared in accordance with the Indian Accounting Standards (hereinafter referred to as the 'Ind AS') as notified by Ministry of Corporate affairs pursuant to section 133 of the Companies Act, 2013 read with Rule 3 of the Companies (Indian Accounting Standards) Rules, 2015 and Companies (Indian Accounting Standards) Amendment Rules, 2016.

The financial statements have been prepared on accrual and going concern basis. The accounting policies are applied consistently to all the periods presented in the financial statements.

All Assets and Liabilities have been classified as current or non-current as per the Company's normal operating cycle and other criteria as set out in the Division II of Schedule III to the Companies Act, 2013. Based on the nature of products and the time between acquisition of assets for processing and their realisation in cash and cash equivalents, the Company has ascertained its operating cycle as 12 months for the purpose of current or non-current classification of assets and liabilities.

All amounts disclosed in the financial statements and notes have been rounded off to the nearest lakhs as per the requirement of Schedule III, unless otherwise stated.

2.2 Basis of Measurement

The financial statements have been prepared on a historical cost basis (which includes deemed cost as per Ind AS 101), except for the following assets and liabilities which have been measured at fair value:

- (i) Derivative financial instruments
- (ii) Certain financial assets and liabilities measured at fair value (refer accounting policy regarding financial instruments).
- (iii) Defined benefits plans - Plan assets measured at fair value

2.3 Key Accounting Estimates And Judgements

The preparation of financial statements requires management to make judgments, estimates and assumptions in the application of accounting policies that affect the reported amounts of assets and liabilities, disclosures of contingent assets and liabilities at the date of financial statements and reported amount of revenue and expenses during the period. Actual results may differ from these estimates. Continuous evaluation is done on the estimation and judgments based on historical experience and other factors, including expectations of future events that are believed to be reasonable. Revisions to accounting estimates are recognised prospectively.

Information about critical judgments in applying accounting policies, as well as estimates and assumptions that have the most significant effect to the carrying amounts of assets and liabilities within the next financial year, are included in the following notes below :-

(i) Estimation of employee defined benefit obligations

Ind AS 19 requires the exercise of judgment in relation to various assumptions including future pay rises, inflation and discount rates and employee and pensioner demographics. The Company determines the assumptions in conjunction with its actuaries, and believes these assumptions to be in line with best practice, but the application of different assumptions could have a significant effect on the amounts reflected in the income statement, other comprehensive income and balance sheet. There may be also interdependency between some of the assumptions.

Notes to the financial statements for the year ended 31st March, 2023**(ii) Estimation of current tax expenses**

Significant judgments are involved in determining the provision for income taxes, including amount expected to be paid/recovered for uncertain tax positions. In assessing the realizability of deferred income tax assets, management considers whether some portion or all of the deferred income tax assets will not be realized. The ultimate realization of deferred income tax assets is dependent upon the generation of future taxable income during the periods in which the temporary differences become deductible.

Management considers the scheduled reversals of deferred income tax liabilities, projected future taxable income and tax planning strategies in making this assessment. Based on the level of historical taxable income and projections for future taxable income over the periods in which the deferred income tax assets are deductible, management believes that the company will realize the benefits of those deductible differences. The amount of the deferred income tax assets considered realizable, however, could be reduced in the near term if estimates of future taxable income during the carry forward period are reduced.

(iii) Property, plant and equipment

Property, plant and equipment represent a significant proportion of the asset base of the Company. The charge in respect of periodic depreciation is derived after determining an estimate of an asset's expected useful life and the expected residual value at the end of its life. The useful lives and residual values of Company's assets are determined by the management at the time the asset is acquired and reviewed periodically, including at each financial year end. The lives are based on historical experience with similar assets as well as anticipation of future events, which may impact their life, such as changes in technology.

(iv) Leases

Ind AS 116 requires lessees to determine the lease term as the non-cancellable period of a lease adjusted with any option to extend or terminate the lease, if the use of such option is reasonably certain. The Company makes an assessment on the expected lease term on a lease-by-lease basis and thereby assesses whether it is reasonably certain that any options to extend or terminate the contract will be exercised. In evaluating the lease term, the Company considers factors such as any significant leasehold improvements undertaken over the lease term, costs relating to the termination of the lease and the importance of the underlying asset to Company operations taking into account the location of the underlying asset and the availability of suitable alternatives. The lease term in future periods is reassessed to ensure that the lease term reflects the current economic circumstances. After considering current and future economic conditions, the Company has concluded that no changes are required to lease period relating to the existing lease contracts.

(v) Allowance for credit losses on receivable

The Company determines the allowance for credit losses based on historical loss experience adjusted to reflect current and estimated future economic conditions. The Company considered current and anticipated future economic conditions relating to industries the company deals with and the countries where it operates. In calculating expected credit loss, the Company has also considered credit reports and other related credit information for its customers to estimate the probability of default in future and has taken into account estimates of possible effect from the pandemic relating to COVID -19.

3. SIGNIFICANT ACCOUNTING POLICIES**3.1 Revenue Recognition**

The Company recognizes revenue, whenever control over distinct goods or services is transferred to the customer; i.e. when the customer is able to direct the use of the transferred goods or services and obtains substantially all of the remaining benefits, provided a contract with enforceable rights and obligations exists and amongst others collectability of consideration is probable taking into account customer's creditworthiness.

Revenue is the transaction price the Company expects to be entitled to. In determining the transaction price, the Company considers effects of variable consideration, the existence of significant financing contracts, noncash consideration and consideration payable to the customer, if any. The Company considers whether there are other promises in the contract that are separate performance obligations to which the transaction price needs to be allocated (e.g. warranties etc.).

Notes to the financial statements for the year ended 31st March, 2023**Variable Consideration**

If the consideration in a contract includes a variable amount, the company estimates the amount of consideration to which it will be entitled to in exchange for transferring goods to the customer. The variable consideration is estimated at contract inception and constrained until it is highly probable that a significant reversal of revenue will not occur once associated uncertainties are resolved. Some contracts with the customers provide them with a right to return and volume rebates. The right to return and volume rebates gives rise to variable consideration.

The amount of variable consideration is calculated by either using the expected value or the most likely amount depending on which is expected to better predict the amount of variable consideration. Consideration is also adjusted for the time value of money if the period between the transfer of goods or services and the receipt of payment exceeds twelve months and there is a significant financing benefit either to the customer or the Company. If a contract contains more than one distinct good or service, the transaction price is allocated to each performance obligation based on relative stand-alone selling prices. If stand-alone selling prices are not observable, the Company reasonably estimates those.

Revenue is recognized for each performance obligation either at a point in time or over time.

Sale of goods: Revenues are recognized at a point in time when control of the goods passes to the buyer, usually upon either at the time of dispatch or delivery. Revenue from sale of goods is net of taxes and recovery of charges collected from customers like transport, packing etc.

Contract balances:

Trade Receivables:

A receivable represents the Company's right to an amount of consideration that is unconditional (i.e. only a passage of time is required before payment of the consideration is due).

Contract liabilities:

A contract liability is the obligation to transfer goods or services to a customer for which the company has received consideration (or an amount of consideration is due) from the customer. If a customer pays consideration before the company transfer goods and services to the customer, a contract liability is recognised when the payment is made or the payment is due, whichever is earlier. Contract liabilities are recognised as revenue when the company performs under the contract.

Interest Income

Interest income is recognised using the effective interest rate, which is the rate that exactly discounts the estimated future cash payments or receipts through the expected life of the financial instrument or a shorter period, where appropriate, to the net carrying amount of the financial asset.

Dividend Income

Revenue is recognised when the right to receive the payment is established by the reporting date.

Other Claims / Receipts

Insurance claims and other receipts including export incentives, where quantum of accruals cannot be ascertained with reasonable certainty, these receipts are accounted on receipt basis.

Commission Income

When the Company Acts in the capacity of an agent rather than as the principal in a transaction the revenue recognised is the net amount of the commission earned by the Company.

Notes to the financial statements for the year ended 31st March, 2023**3.2 Property, Plant and Equipment**

Property, Plant and Equipment are stated at cost net of accumulated depreciation and accumulated impairment losses, if any. Cost comprises purchase price including import duties and other non-refundable duties and taxes, borrowing cost if capitalization criteria are met and other directly attributable cost for bringing the Assets to its present location and condition.

The cost of replacing part of an item of Property, Plant and Equipment is recognised in the carrying amount of the item only when it is probable that future economic benefits embodied within the part will flow to the Company and the cost of the item/part can be measured reliably. All other repairs and maintenance are charged to the Statement of Profit and Loss during the period in which they are incurred.

When parts of an item of Property, Plant and Equipment have different useful lives, they are accounted for as separate items (major components) of Property, Plant and Equipment.

Gains or losses arising on retirement or disposal of Property, Plant and Equipment are recognised in the Statement of Profit and Loss.

Property, Plant and Equipment which are not ready for intended use as on the date of Balance sheet are disclosed as "Capital Work-in-progress".

Items of Property, Plant and Equipment acquired through exchange of non-monetary assets are measured at fair value, unless the exchange transaction lacks commercial substance or the fair value of either the asset received or asset given up is not reliably measurable, in which case the asset exchanged is recorded at the carrying amount of the asset given up.

The Assets which are held for Sale shall be reclassified to Current Assets only if its carrying amount will be recovered principally through a sale transaction (within one year) rather than through continuing use.

Depreciation and Ammortization:-

Depreciation is provided on a pro-rata basis on the straight line method based on estimated useful life prescribed in Part - C under Schedule II to the Companies Act, 2013.

Particulars	Years
Factory Building	30
Plant & Machinery	25
Electrical Installation	10
Lab Equipments	10
Furniture and Fixtures	10
Motor Car	8
Air Conditioner	15
Scooter, Moped and Cycle	10
Office Equipment	5
Computer	3

Useful life of Plant and Machinery has been considered 25 years as against 15 years as prescribed in Shedule II of the Companies Act, 2013 which is based on the prevailing practices of the comparable industries and our past experience for last 30 years.

3.3 Intangible Assets :

Separately purchased intangible assets are initially measured at cost. Subsequently, intangible assets are carried at cost less any accumulated amortisation and accumulated impairment losses, if any. The useful lives of intangible assets are assessed as either finite or indefinite. Finite-life intangible assets are amortised on a straight-line basis over the period of their expected useful lives.

The Intangible Assets are derecognised either when they are being disposed off or no future economic benefit is expected from its use or disposal, the difference net disposal proceeds and the carrying amount of Assets is recognised in the statement of Profit and Loss in the period of dereognition.

Notes to the financial statements for the year ended 31st March, 2023

Intangible assets are amortised as follows:

Technical Know How and Computer Software is amortized over a period of 10 years except SAP, a new Enterprise Resource Planning (ERP) System which has been implemented and amortised during the year.

3.4 Non Current Assets held for Sale

Non-current assets or disposal groups comprising assets and liabilities are classified as 'held for sale' when all of the following criteria are met : (i) decision has been made to sell. (ii) the assets are available for immediate sale in its present condition (iii) the assets are being actively marketed and (iv) sale has been agreed or is expected to be concluded within 12 months of the Balance Sheet date.

Subsequently, such non-current assets and disposal groups classified as held for sale are measured at the lower of its carrying value and fair value less costs to sell. Non-current assets held for sale are not depreciated or amortised.

3.5 Investment Property

Investment Property comprises Free-Hold Lands that are held for Capital Appreciation as it has been held for a currently undetermined future use and are recognised at cost.

An Investment Property are derecognised either when they are disposed off or when they are permanently withdrawn from use and no future economic benefit is expected. The difference between the net disposal proceeds and the carrying amount of the asset is recognised in statement of profit and loss in the period of derecognition.

3.6 Lease The Company as a lessee

The Company's lease asset classes primarily consist of leases for buildings, machineries and warehouses. The Company assesses whether a contract contains a lease, at inception of a contract. A contract is, or contains, a lease if the contract conveys the right to control the use of an identified asset for a period of time in exchange for consideration. To assess whether a contract conveys the right to control the use of an identified asset, the Company assesses whether:

- (i) the contract involves the use of an identified asset
- (ii) the Company has substantially all of the economic benefits from use of the asset through the period of the lease and
- (iii) the Company has the right to direct the use of the asset.

At the date of commencement of the lease, the Company recognizes a right-of-use asset ("ROU") and a corresponding lease liability for all lease arrangements in which it is a lessee, except for leases with a term of twelve months or less (short-term leases) and low value leases. For these short-term and low value leases, the Company recognizes the lease payments as an operating expense on a straight-line basis over the term of the lease.

Certain lease arrangements includes the options to extend or terminate the lease before the end of the lease term. ROU assets and lease liabilities includes these options when it is reasonably certain that they will be exercised.

The right-of-use assets are initially recognized at cost, which comprises the initial amount of the lease liability adjusted for any lease payments made at or prior to the commencement date of the lease plus any initial direct costs less any lease incentives. They are subsequently measured at cost less accumulated depreciation and impairment losses.

Right-of-use assets are depreciated from the commencement date on a straight-line basis over the shorter of the lease term and useful life of the underlying asset. Right of use assets are evaluated for recoverability whenever events or changes in circumstances indicate that their carrying amounts may not be recoverable. For the purpose of impairment testing, the recoverable amount (i.e. the higher of the fair value less cost to sell and the value-in-use) is determined on an individual asset basis unless the asset does not generate cash flows that are largely independent of those from other assets. In such cases, the recoverable amount is determined for the Cash Generating Unit (CGU) to which the asset belongs.

Notes to the financial statements for the year ended 31st March, 2023

The lease liability is initially measured at amortized cost at the present value of the future lease payments. The lease payments are discounted using the interest rate implicit in the lease or, if not readily determinable, using the incremental borrowing rates in the country of domicile of these leases. Lease liabilities are remeasured with a corresponding adjustment to the related right of use asset if the Company changes its assessment if whether it will exercise an extension or a termination option.

Lease liability and ROU asset have been separately presented in the Balance Sheet and lease payments have been classified as financing cash flows.

3.7 **Impairment of non-financial assets**

As at each balance sheet date, the Company assesses whether there is an indication that an asset may be impaired and also whether there is an indication of reversal of impairment loss recognised in the previous periods. If any indication exists, or when annual impairment testing for an asset is required, if any, the Company determines the recoverable amount and impairment loss is recognised when the carrying amount of an asset exceeds its recoverable amount.

Recoverable amount is determined:-

- a) In the case of an individual asset, at the higher of the fair value less cost to sell and the value in use ; and
- b) In the case of cash generating unit (a group of asset that generates identified, independent cash flow), at the higher of the cash generating unit's fair value less cost to sell and the value in use.

In assessing value in use, the estimated future cash flows are discounted to their present value using a pre-tax discounting rate that reflect the current market assessment of the time value of the money and the risk specific to the asset. In determining fair value less cost of disposal, recent market transaction is taken into account. If no such transaction can be identified, an appropriate valuation model is used. These calculations are corroborated by valuation multiples, quoted share prices for publicly traded companies or other available fair value indicators.

3.8 **Financial Instruments**

A financial instrument is any contract that gives rise to a financial asset of one entity and a financial liability or equity instrument of another entity.

A) **Financial Assets**

Initial Recognition and measurement of Financial Assets

All financial assets are recognised initially at fair value plus or minus, in the case of financial assets not recorded at fair value through profit or loss, transaction costs that are attributable to the acquisition of the financial asset.

Financial assets are classified, at initial recognition, in the same manner as described in subsequent measurement.

Purchases or sales of financial assets that require delivery of assets within a time frame established by regulation or convention in the market place (regular way trades) are recognised on the trade date, i.e. the date the Company commits to purchase or sell the asset

Subsequent measurement

For purposes of subsequent measurement, financial assets are classified in four categories:

- (a) Financial assets at amortised cost
- (b) Financial assets at fair value through other comprehensive income (FVTOCI)
- (c) Financial assets at fair value through profit or loss (FVTPL)
- (d) Equity instruments measured at fair value through other comprehensive income (FVTOCI)

(a) Financial assets at amortised cost

A financial asset that meets the following two conditions is measured at amortised cost (net of any write down for impairment) unless the asset is designated at fair value through profit or loss under the fair value option.

Notes to the financial statements for the year ended 31st March, 2023

i) Business model test : The objective of the Company's business model is to hold the financial asset to collect the contractual cash flows (rather than to sell the instrument prior to its contractual maturity to realize its fair value changes).

ii) Cash flow characteristics test : The contractual terms of the financial asset give rise on specified dates to cash flows that are solely payments of principal and interest on the principal amount outstanding.

After initial measurement, such financial assets are subsequently measured at amortised cost using the effective interest rate (EIR) method. Amortised cost is calculated by taking into account any discount or premium on acquisition and fees or costs that are an integral part of the EIR. The EIR amortisation is included in finance income in the profit or loss. The losses arising from impairment are recognised in the profit or loss.

Effective Interest Rate (EIR) method is a method of calculating the amortised cost of a debt instrument and of allocating interest income over the relevant period. The effective rate is the rate that exactly discounts estimated future cash receipts (including all fees and points paid or received that form an integral part of the effective interest rate, transaction costs and other premiums or discounts) through the expected life of the debt instrument or where appropriate, a shorter period to the net carrying amount on initial recognition

(b) Financial assets at fair value through other comprehensive income (FVTOCI)

A financial asset that meets the following two conditions is measured at fair value through other comprehensive income unless the asset is designated at fair value through profit or loss under the fair value option.

i) Business model test : The financial asset is held within a business model whose objective is achieved by both collecting contractual cash flows and selling financial assets.

ii) Cash flow characteristics test : The contractual terms of the financial asset give rise on specified dates to cash flows that are solely payments of principal and interest on the principal amount outstanding.

(c) Financial assets at fair value through profit or loss (FVTPL)

FVTPL is a residual category for financial assets. Any financial asset, which does not meet the criteria for categorization as at amortized cost or as FVTOCI, is classified as at FVTPL.

In addition, the Company may elect to designate a financial asset, which otherwise meets amortized cost or FVTOCI criteria, as at FVTPL. However, such election is allowed only if doing so reduces or eliminates a measurement or recognition inconsistency (referred to as 'accounting mismatch') that would otherwise arise from measuring financial assets and financial liabilities or recognising the gains or losses on them on different bases.

Financial assets included within the FVTPL category are measured at fair value with all changes recognized in the statement of profit and loss.

(d) Equity instruments measured at fair value through other comprehensive income (FVTOCI)

Equity instruments which are held for trading are classified as at FVTPL. For all other equity instruments, the Company may make an irrevocable election to present in other comprehensive income subsequent changes in the fair value. The Company makes such election on an instrument by instrument basis. The classification is made on initial recognition and is irrevocable.

If an equity investment is not held for trading, an irrevocable election is made at initial recognition to measure it at fair value through other comprehensive income with only dividend income recognised in the statement of profit and loss.

If the Company decides to classify an equity instrument as at FVTOCI, then all fair value changes on the instrument, excluding dividends, are recognized in the OCI. There is no recycling of the amounts from other comprehensive income to statement of profit and loss, even on sale of investment. However, the Company may transfer the cumulative gain or loss within equity.

Equity instruments included within the FVTPL category are measured at fair value with all changes recognized in the statement of profit and loss.

Notes to the financial statements for the year ended 31st March, 2023

Derecognition

A financial asset (or, where applicable, a part of a financial asset or part of a group of similar financial assets) is primarily derecognised (i.e. removed from the Company's financial statement) when:

The rights to receive cash flows from the asset have expired, or

The Company has transferred its rights to receive cash flows from the asset or has assumed an obligation to pay the received cash flows in full without material delay to a third party under a 'pass-through' arrangement; and either:

(i) the Company has transferred substantially all the risks and rewards of the asset, or

(ii) the Company has neither transferred nor retained substantially all the risks and rewards of the asset, but has transferred control of the asset.

When the Company has transferred its rights to receive cash flows from an asset or has entered into a pass-through arrangement, it evaluates if and to what extent it has retained the risks and rewards of ownership. When it has neither transferred nor retained substantially all of the risks and rewards of the asset, nor transferred control of the asset, the Company continues to recognise the transferred asset to the extent of the Company's continuing involvement. In that case, the Company also recognises an associated liability. The transferred asset and the associated liability are measured on a basis that reflects the rights and obligations that the Company has retained.

Continuing involvement that takes the form of a guarantee over the transferred asset is measured at the lower of the original carrying amount of the asset and the maximum amount of consideration that the Company could be required to repay.

Write Off

An entity shall directly reduce the gross carrying amount of a Financial Asset when the entity has no reasonable expectation of recovering a financial asset in its entity or for a portion thereof.

Investment in joint ventures and subsidiaries:

The Company has accounted for its investment in joint ventures and subsidiaries at cost.

Impairment of financial assets

The Company applies expected credit losses (ECL) model for measurement and recognition of impairment loss on the following financial assets:

(a) Financial assets measured at amortised cost

(b) Financial assets measured at fair value through other comprehensive income (FVTOCI)

Expected Credit Losses are measured through either 12 month ECL or lifetime ECL and it is assessed as following:

For recognition of impairment loss on financial assets, the Company determines that whether there has been a significant increase in the credit risk since initial recognition. If credit risk has not increased significantly, 12-month ECL is used to provide for impairment loss. However, if credit risk has increased significantly, lifetime ECL is used. If, in the subsequent period, credit quality of the instrument improves, such that there is no longer a significant increase in credit risk since initial recognition, then the entity reverts to recognising impairment loss allowance based on 12-month ECL.

Lifetime ECL are the expected credit losses resulting from all possible default events over the expected life of a financial instrument. The 12-month ECL is a portion of the lifetime ECL which results from default events that are possible within 12 months after the reporting date.

The Company follows 'simplified approach' for recognition of impairment loss allowance on trade receivables.

The application of simplified approach does not require the Company to track changes in credit risk. Rather, it recognises impairment loss allowance based on lifetime ECLs at each reporting date, right from its initial recognition.

The Company follows a provision matrix to determine impairment loss allowance on the portfolio of trade receivables. The provision matrix is based on its historical observed default rates over the expected life of the trade receivables and is adjusted for forward looking estimates. At every reporting date, the historical observed default rates are updated and changes in the forward looking estimates are analysed.

Notes to the financial statements for the year ended 31st March, 2023

For assessing increase in credit risk and impairment loss, the Company combines financial instruments on the basis of shared credit risk characteristics with the objective of facilitating an analysis that is designed to enable significant increases in credit risk to be identified on a timely basis.

B) Financial liabilities

All financial liabilities are recognised initially at fair value and, in the case of loans and borrowings and payables, net of directly attributable transaction costs.

The Company's financial liabilities include loans and borrowings, trade and other payables and derivative financial instruments.

Subsequent measurement

The measurement of financial liabilities depends on their classification, as described below:

(a) Financial liabilities at fair value through profit or loss

Financial liabilities at fair value through profit or loss include financial liabilities held for trading and financial liabilities designated upon initial recognition as at fair value through profit or loss.

Financial liabilities are classified as held for trading if they are incurred for the purpose of repurchasing in the near term. This category also includes derivative financial instruments entered into by the Company that are not designated as hedging instruments in hedge relationships as defined by Ind AS 109. Separated embedded derivatives are also classified as held for trading unless they are designated as effective hedging instruments.

Gains or losses on liabilities held for trading are recognised in the statement of profit and loss.

Financial liabilities designated upon initial recognition at fair value through profit or loss are designated as such at the initial date of recognition, and only if the criteria in Ind AS 109 are satisfied.

(b) Loans and borrowings

After initial recognition, interest-bearing loans and borrowings are subsequently measured at amortised cost using the effective interest rate (EIR) method. Gains and losses are recognised in statement of profit and loss when the liabilities are derecognised as well as through the EIR amortisation process.

Amortised cost is calculated by taking into account any discount or premium on acquisition and fees or costs that are an integral part of the EIR. The EIR amortisation is included as finance costs in the statement of profit and loss.

(c) Financial Guarantee Contracts

Financial guarantee contracts issued by the Company are those contracts that require a payment to be made to reimburse the holder for a loss it incurs because the specified debtor fails to make a payment when due in accordance with the terms of a debt instrument. Financial guarantee contracts are recognised initially as a liability at fair value, adjusted for transaction costs that are directly attributable to the issuance of the guarantee. Subsequently, the liability is measured at the higher of the amount of loss allowance determined as per impairment requirements of Ind AS 109 and the amount recognised less cumulative amortisation.

Derecognition

A financial liability is derecognised when the obligation under the liability is discharged or cancelled or expires. When an existing financial liability is replaced by another from the same lender on substantially different terms, or the terms of an existing liability are substantially modified, such an exchange or modification is treated as the derecognition of the original liability and the recognition of a new liability. The difference in the respective carrying amounts is recognised in the statement of profit and loss.

Notes to the financial statements for the year ended 31st March, 2023

Offsetting of financial instruments

Financial assets and financial liabilities are offset and the net amount is reported in the balance sheet if there is a currently enforceable legal right to offset the recognised amounts and there is an intention to settle on a net basis, to realize the assets and settle the liabilities simultaneously.

Derivative financial instruments and hedge accounting

The Company enters into derivative contracts such as forward currency contract, option contract and cross currency and interest rate swaps to hedge foreign currency risks and interest rate risks. Such derivative financial instruments are initially recognised at fair value on the date on which a derivative contract is entered into and are subsequently re-measured at fair value. Derivatives are carried as financial assets when the fair value is positive and as financial liabilities when the fair value is negative.

Any gains or losses arising from changes in the fair value of derivatives are taken directly to profit or loss, except for the effective portion of cash flow hedges, which is recognised in other comprehensive income and later reclassified to statement of profit and loss when the hedge item affects profit or loss.

3.9 Cash and cash equivalents

Cash and cash equivalent in the balance sheet comprises cash in hand, cash at banks and short-term deposits with an original maturity of three months or less, which are subject to an insignificant risk of changes in value.

For the purpose of the statement of cash flows, cash and cash equivalents consist of cash in hand, cash at banks and short-term deposits, as defined above, net of outstanding bank overdrafts, if any, as they are considered an integral part of the cash management.

3.10' Foreign currency Transactions

The Company's financial statements are presented in Indian Rupee (Rs.) which is also Company's functional currency.

Foreign currency transactions are recorded on initial recognition in the functional currency, using the exchange rates prevailing on the date of transaction. At each balance sheet date, foreign currency monetary items are reported using the closing exchange rate. Exchange rate differences that arise on settlement of monetary items or on translating of monetary items at each balance sheet reporting date at the closing rate are recognised as income or expense in the period in which they arise except exchange difference on monetary items that qualify as a hedging instrument in a cash flow hedge are recognised initially in OCI to the extent the hedge is effective.

Non-monetary items which are carried at historical cost denominated in a foreign currency are reported using the exchange rates prevailing at the date of the transaction. Non-monetary items measured at fair value in a foreign currency are reported using the exchange rates prevailing at the date when fair value is determined.

When a gain or loss on non-monetary items is recognised in OCI any exchange component of that gain / loss shall be recognised in OCI, conversely when a gain or loss on a non-monetary item is recognised in Profit / loss any exchange component of that gain/loss shall be recognised in Profit / Loss.

3.11 Fair Value Measurement:

The Company measures financial instruments, such as, derivatives at fair value at each balance sheet date.

Fair value is the price that would be received to sell an asset or paid to transfer a liability in an orderly transaction between market participants at the measurement date. The fair value measurement is based on the presumption that the transaction to sell the asset or transfer the liability takes place either:

- (a) In the principal market for the asset or liability, or
- (b) In the absence of a principal market, in the most advantageous market for the asset or liability

The principal or the most advantageous market must be accessible by the Company.

Notes to the financial statements for the year ended 31st March, 2023

The fair value of an asset or a liability is measured using the assumptions that market participants would use when pricing the asset or liability, assuming that market participants act in their economic best interest.

A fair value measurement of a non-financial asset takes into account a market participant's ability to generate economic benefits by using the asset in its highest and best use or by selling it to another market participant that would use the asset in its highest and best use.

The Company uses valuation techniques that are appropriate in the circumstances and for which sufficient data are available to measure fair value, maximising the use of relevant observable inputs and minimising the use of unobservable inputs.

All assets and liabilities for which fair value is measured or disclosed in the financial statements are categorised within the fair value hierarchy, described as follows, based on the lowest level input that is significant to the fair value measurement as a whole:

Level 1 — Quoted (unadjusted) market prices in active markets for identical assets or liabilities

Level 2 — Valuation techniques for which the lowest level input that is significant to the fair value measurement is directly or indirectly observable

Level 3 — Valuation techniques for which the lowest level input that is significant to the fair value measurement is unobservable

For assets and liabilities that are recognised in the financial statements on a recurring basis, the Company determines whether transfers have occurred between levels in the hierarchy by re-assessing categorisation (based on the lowest level input that is significant to the fair value measurement as a whole) at the end of each reporting period.

For the purpose of fair value disclosures, the Company has determined classes of assets and liabilities on the basis of the nature, characteristics and risks of the asset or liability and the level of the fair value hierarchy as explained above.

3.12 Inventories

Raw materials : Inventories are valued at cost or net realisable value whichever is lower. Cost is determined by using the Weighted average method. Net realisable value is the estimated selling price in the ordinary course of business, less the estimated costs of completion and the estimated costs necessary to make the sale.

Finished Goods and Traded Goods: Inventories are valued at lower of cost and net realisable value. Finished goods include cost of conversion and other cost incurred for bringing the inventories to their present location and condition and Traded Goods includes purchase price and other cost incurred for bringing the inventories to their present location and condition.

Stores & Spareparts : Store and Spare Parts are valued at Cost.

3.13 Employee Benefits

Short Term Employee Benefits

Short term employee benefits are expensed as the related service is provided. A liability is recognised for the amount expected to be settled wholly before twelve months after the year end, if the Company has a present legal or constructive obligation to pay this amount as a result of past service provided by the employee and the obligation can be estimated reliably. It includes Salary, wages, paid annual leave.

Post Employment Benefits

Defined Contribution Plan

Retirement benefits in the form of contribution to Provident fund are defined contribution plans. The contributions are charged to the statement of profit and loss as and when due monthly and are paid to the Government administered Provident Fund towards which the Company has no further obligation beyond its monthly contribution. Superannuation benefit scheme is not existing in the Company.

Notes to the financial statements for the year ended 31st March, 2023

Defined benefit plans:

The Company operates defined benefit plan viz., gratuity. The costs of providing benefits under this plan are determined on the basis of actuarial valuation at each year-end. Actuarial valuation is carried out for the plan using the projected unit credit method.

Defined benefit costs are comprised of:

- a) service cost (including current service cost, past service cost, as well as gains and losses on curtailments and settlements);
- b) Net interest expense or income; and
- c) Re-measurement.

The Company presents the first two components of defined benefit costs in profit or loss in the line item 'Employee benefits expense'. Curtailment gains and losses are accounted for as past service costs. Re-measurement of net defined benefit liability/ asset pertaining to gratuity comprise actuarial gains/ losses (i.e. changes in the present value resulting from experience adjustments and effects of changes in actuarial assumptions) and is reflected immediately in the balance sheet with a charge or credit recognised in other comprehensive income in the period in which they occur. Remeasurement recognised in other comprehensive income is reflected immediately in retained earnings and is not reclassified to profit or loss.

3.14 Borrowing Cost

Borrowing costs that are directly attributable to the acquisition, construction or production of an asset that necessarily takes a substantial period of time to get ready for its intended use or sale are capitalised as part of the cost of the respective asset. All other borrowing costs are expensed in the period in which it is incurred.

Borrowing costs include interest expense calculated using the effective interest rate method as described in Ind AS 109- Financial Instruments, finance charges in respect of finance leases are recognised in accordance with Ind AS 116- Leases and exchange differences arising from foreign currency borrowings to the extent that they are regarded as an adjustment to interest costs.

3.15 Income Taxes

Income tax expense represents the sum of the tax currently payable and deferred tax. It is recognised in statement of profit and loss except to the extent that it relates to a business combination, or items recognised directly in equity or in other comprehensive income.

Current Tax

Current income tax represents the tax currently payable on the taxable income for the year and any adjustment to the tax in respect of the previous years. It is measured using tax rates enacted or substantively enacted at the reporting date.

Deferred Tax

Deferred tax is provided using the balance sheet approach on temporary differences at the reporting date between the tax bases of assets and liabilities and their carrying amounts for financial reporting purposes at the reporting date. Deferred income tax asset are recognized to the extent that it is probable that taxable profit will be available against which the deductible temporary differences, and the carry forward of unused tax credits and unused tax losses can be utilized.

The carrying amount of deferred tax assets is reviewed at each reporting date and reduced to the extent that it is no longer probable that sufficient taxable profit will be available to allow all or part of the deferred tax asset to be utilised. Unrecognised deferred tax assets are reassessed at each reporting date and are recognised to the extent that it has become probable that future taxable profits will allow the deferred tax asset to be recovered.

Notes to the financial statements for the year ended 31st March, 2023

Deferred tax assets and liabilities are measured at the tax rates that are expected to apply in the year when the asset is realised or the liability is settled, based on tax rates (and tax laws) that have been enacted or substantively enacted at the reporting date.

Deferred tax relating to items recognised outside profit or loss is recognised outside the statement of profit and loss. Deferred tax items are recognised in correlation to the underlying transaction either in other comprehensive income or directly in equity.

Deferred tax assets and liabilities are offset only if:

- (i) entity has a legally enforceable right to set off current tax assets against current tax liabilities; and
- (ii) deferred tax assets and the deferred tax liabilities relate to the income taxes levied by the same taxation authority.

Current and deferred tax is recognised in the statement of profit and loss, except to the extent that it relates to items recognised in the Other Comprehensive Income or directly in equity. In this case, tax is also recognised in other comprehensive income or directly in equity, respectively.

3.16 Provisions, Contingent Liabilities and Contingent Assets

Provisions are recognised when the Company has a present obligation (legal or constructive) as a result of a past event, it is probable that an outflow of resources embodying economic benefits will be required to settle the obligation and a reliable estimate can be made of the amount of the obligation. When the Company expects some or all of a provision to be reimbursed, the reimbursement is recognised as a separate asset, but only when the reimbursement is virtually certain. The expense relating to a provision is presented in the statement of profit and loss net of any reimbursement.

If the effect of the time value of money is material, provisions are discounted using a current pre-tax rate that reflects, when appropriate, the risks specific to the liability. When discounting is used, the increase in the provision due to the passage of time is recognised as a finance cost.

Contingent Liabilities and Assets

Contingent Liabilities are not recognised but are disclosed in the notes. A disclosure for a contingent liability is made where there is a possible obligation arising out of past event, the existence of which will be confirmed only by the occurrence or non-occurrence of one or more uncertain future events not wholly within the control of the Company or a present obligation arising out of past event where it is either not probable that an outflow of resources will be required to settle or a reliable estimate of the amount cannot be made. Contingent Assets are not recognised but disclosed in the financial statements when economic inflow is probable.

3.17 Earnings per Share

Basic earnings per share is calculated by dividing the net profit or loss for the period after deducting any attributable tax thereto for the period by the weighted average number of equity shares outstanding during the period. For the purpose of calculating diluted earnings per share, the net profit or loss for the period attributable to equity shareholders and the weighted average number of shares outstanding during the period is adjusted for the effects of all dilutive potential equity shares.

3.18 Current and Non-current Classification

The Company presents assets and liabilities in the balance sheet based on current/ non current classification.

An asset is current when:

- It is expected to be realised or intended to be sold or consumed in normal operating cycle (twelve months),
- It is held primarily for the purpose of trading,
- It is expected to be realised within twelve months after the reporting period,

Notes to the financial statements for the year ended 31st March, 2023

- It is cash or cash equivalents unless restricted from being exchanged or used to settle a liability for at least twelve months after the reporting period.

All other assets are classified as non-current.

A liability is current when:

- It is expected to be settled in normal operating cycle (twelve months),

- It is held primarily for the purpose of trading,

- It is due to be settled within twelve months after the reporting period,

Or

- There is no unconditional right to defer the settlement of the liability for at least twelve months after the reporting period.

All other liabilities are classified as non-current.

3.19 **Business Combination**

Business combinations, if any, are accounted for using the acquisition accounting method as at the date of the acquisition, which is the date at which control is transferred to the Company. The consideration transferred in the acquisition and the identifiable assets acquired and liabilities assumed are recognised at fair values on their acquisition date. Goodwill is initially measured at cost, being the excess of the aggregate of the consideration transferred and the amount recognised for non-controlling interests, and any previous interest held, over the net identifiable assets acquired and liabilities assumed. If the Goodwill computed as per IND AS 103 is negative, the acquirer needs to reassess the identification and measurement of the acquiree's identifiable assets, liabilities and contingent liabilities and the measurement of the cost of combination. If negative goodwill remains, this is recognised immediately in OCI and accumulated in equity as Capital Reserve. The Company recognises any non-controlling interests, and any previous interest held, over the net identifiable assets acquired and liabilities assumed. The Company recognises any non-controlling interest in the acquired entity on an acquisition-by-acquisition basis either at fair value or at the non-controlling interest's proportionate share of the acquired entity's net identifiable assets. Consideration transferred does not include amounts related to settlement of pre-existing relationships. Such amounts are recognised in the Statement of Profit and Loss.

Transaction costs are expensed as incurred, other than those incurred in relation to the issue of debt or equity securities. Any contingent consideration payable is measured at fair value at the acquisition date. Subsequent changes in the fair value of contingent consideration are recognised in the statement of Profit and Loss.

If there is an acquisition of an asset or a group of assets that does not constitute a business. In such cases the Company shall identify and recognise the individual identifiable assets acquired (including those assets that meet the definition of, and recognition criteria for, intangible assets in Ind AS 38, Intangible Assets) and liabilities assumed. The cost of the group shall be allocated to the individual identifiable assets and liabilities on the basis of their relative fair values at the date of purchase. Such a transaction or event does not give rise to goodwill.

Notes to the financial statements for the year ended 31st March, 2023

04. Property Plant and Equipment

04. Property Plant and Equipment												(Rs. In Lacs)
Description	Gross Block				Depreciation / Amortisation				Net Block			
	As at 01-04-2022	Amount Adjusted pursuant to Scheme of Arrangement	Addition during the year	Sales/ Disposals	As at 31-03-2023	As at 01-04-2022	Amount Adjusted pursuant to Scheme of Arrangement	For the Period	Sales/ Disposals	As at 31-03-2023	As at 31-03-2022	
TANGIBLE ASSETS:												
Free hold land	131.99	-	-	-	131.99	-	-	-	-	131.99	131.99	
Factory Building	1,097.67	-	-	-	1,097.67	130.66	-	34.90	-	932.12	967.02	
Plant & Machinery	1,444.20	-	162.30	11.66	1,594.85	138.18	-	59.12	0.08	1,397.63	1,306.02	
Furniture & Fixture	21.30	-	0.38	-	21.68	16.77	-	0.49	-	17.26	4.53	
Motor Car	6.41	-	7.09	0.89	12.61	0.79	-	1.06	-	1.85	5.62	
Scooter, Moped & Cycle	0.00	-	-	-	0.00	(0.00)	-	0.00	-	0.00	0.00	
Laboratory Equipment	25.29	-	0.93	-	26.21	8.24	-	2.24	-	10.48	17.04	
Electrical Installation	332.66	-	20.22	-	352.88	119.25	-	29.09	-	148.34	213.42	
Office Equipment	13.03	-	1.69	-	14.72	4.44	-	1.90	-	6.35	8.59	
Air Conditioner	4.20	-	-	-	4.20	3.40	-	0.05	-	3.45	0.80	
Computer	5.91	-	4.62	-	10.53	3.25	-	1.93	-	5.18	2.66	
Total	3,082.68	-	197.22	12.55	3,267.35	424.99	-	130.78	0.08	555.69	2,657.69	
Previous year	29,117.31	26,466.59	431.95	-	3,082.67	6,448.71	6,306.96	283.22	0.00	424.97	22,668.60	

The title deeds of all the immovable Properties are in the name of the Company.

05. Capital Work in Progress

Details of Capital work-in-progress as at March 31,2023 is as follows:

Description	Capital Work in Progress			
	As at 01-04-2022	Addition during the year	Capitalised during the year	As at 31-03-2023
Capital Work In Progress	9.49	27.02	36.50	9.49
Total	9.49	27.02	36.50	9.49

A.Capital Work In Progress

Ageing for capital work-in-progress as at March 31,2023 is as follows:

Capital Work in Progress			
Description	As at 01-04-2021	Addition during the year	Capitalised during the year
Capital Work In Progress	-	9.49	-
Total	-	9.49	-

Amount in capital work- in- Progress for a period of			
Less than 1 year	1-2 year	2-3 year	More than 3 years
-	-	-	-
-	-	-	-

Projects in Progress

A.Capital Work In Progress

Ageing for capital work-in-progress as at March 31,2022 is as follows:

Amount in capital work- in- Progress for a period of			
Less than 1 year	1-2 year	2-3 year	More than 3 years
9.49	-	-	-
9.49	-	-	-

Projects in Progress

B.Project execution are modulated basic capacity requirement assessment on regular basis and all the projects are executed as per rolling annual plan.

06. Investment Property		(Rs. In Lacs)					
Description	Gross Block			Depreciation / Amortisation		Net Block	
	As at 01-04-2022	Addition during the year	Sales/ Disposals	As at 31-03-2023	For the Period	As at 31-03-2023	As at 31-03-2022
Free Hold Land	1,281.68	-	-	1,281.68	-	1,281.68	1,281.68
Total	1,281.68	-	-	1,281.68	-	1,281.68	1,281.68
Previous year	1,281.68	-	-	1,281.68	-	1,281.68	1,281.68

07. Other Intangible Assets

Description	Gross Block			Depreciation / Amortisation			Net Block	
	As at 01-04-2022	Amount Adjusted pursuant to Scheme of Arrangement	Addition during the year	Sales/ Disposals	As at 31-03-2023	As at 01-04-2022	As at 31-03-2023	As at 31-03-2022
Technical Knowhow	-	-	-	-	-	-	-	0.00
Computer Software	0.76	-	-	-	0.76	0.68	0.74	0.08
Total	0.76	-	-	-	0.76	0.68	0.74	0.08
Previous year	228.32	227.57	-	-	0.76	216.23	0.68	12.10

08. Right of Use - Lease

Description	Gross Block			Depreciation / Amortisation			Net Block	
	As at 01-04-2022	Amount Adjusted pursuant to Scheme of Arrangement	Addition during the year	Sales/ Disposals	As at 31-03-2023	As at 01-04-2022	As at 31-03-2023	As at 31-03-2022
Plant & Machinery	467.03	-	-	-	467.03	11.35	104.76	362.27
Leased Machinery Improvement	-	-	375.90	-	375.90	-	37.49	338.41
Total	467.03	-	375.90	-	842.93	11.35	142.25	700.68
Previous year	93.43	93.43	467.03	-	467.03	10.90	11.35	455.68

Other Notes to Note No 04 to 08

A Disclosures for Property, Plant & Equipment (PPE), Capital Work-in-Progress (CWIP) and Other Intangible Assets

A1. Refer Note No. 48 for information on Property, Plant and Equipment and Other Intangible Assets pledged as security by the Company.

A2. Estimated amount of contracts remaining to be executed on capital account (net of advances) and not provided for the year ended 31st March, 2023 is Rs.NIL lacs (31st March, 2022: Rs.47.59 lacs)

A3. There has been no impairment loss on above assets during the year.

B Disclosures for Investment Property

B1. The Company has identified and reclassified Land at West Bengal amounting Rs 1281.68 Lacs. immovable properties as Investment Properties on the date of transition i.e. 1st April, 2016 on the basis of currently undetermined future use.

B2. No amount of Income / Expenses has been recognised in Profit and Loss in relation to the above Investment Property.

B3. The Company has no restrictions on the realisability of its investment properties and no contractual obligations to purchase, construct or develop investment properties or for repairs, maintenance and enhancements.

B4. The Company has elected optional exemption under Ind AS 101 to measure Investment Property at previous GAAP carrying value.

B5. Since the Land at West Bengal are partial agricultural in nature, the management has not determined the Fair Market Value of these properties from the accredited independent valuer and hence the disclosure requirement of fair value has not been furnished.

KKALPANA INDUSTRIES (INDIA) LIMITED

NOTES TO THE FINANCIAL STATEMENTS FOR THE YEAR ENDED 31st MARCH 2023

(Rs. In lacs)

9 FINANCIAL ASSETS:- NON-CURRENT INVESTMENTS

Equity Instruments - Fully paid up

Unquoted

Face Value Rs.	No. of Shares / Units	As at 31st March 2023	As at 31st March, 2022	Amount	As at 31st March, 2022
(a) Subsidiary-At Cost					
(i) Ddev Plastic Ltd.	10	-	10,000	-	1.00
(iii) Kkalpana Plastic Reprocess Industries Middleeast FZE	1000 AED	525	425	108.83	86.34

(b) Others-At Fair Value Through Profit and Loss					
(i) Panchawati Holiday Resorts Ltd.	10	9,400	9,400	-	-

Quoted

(a) Associate-At Cost					
(i) Kkalpana Plastick Limited	10	2,002,920	2,002,920	200.29	200.29
(b) Others-At Fair Value Through Profit and Loss					
(i) Bank of Baroda	10	1	1	-	-
(ii) Nicco Corporation Ltd.	2	826,194	826,194	-	-

Total Investments

Less: Provision for diminution in the value of Investments

Net Investments

Notes:

Aggregate carrying amount of Quoted Investments	200.29	200.29
Aggregate market value of Quoted Investments	230.34	684.00
Aggregate amount of Unquoted Investments	108.83	87.34
Aggregate amount of Impairment in the value of Investments	-	-

(Rs. In lacs)

10 FINANCIAL ASSETS - OTHERS

Unsecured, considered good

	Non Current	Current		
	As at 31st March 2023	As at 31st March, 2022	As at 31st March 2023	As at 31st March, 2022
(a) Security Deposit	33.20	48.31	30.65	110.08
(b) Investment in Term Deposits (with remaining maturity of more than 12 months)	57.73	-	-	-
(c) Derivative Instruments	-	-	-	-
Foreign Exchange Forward Contracts	-	-	-	161.46
(d) Others - Advances Recoverable from	-	-	-	-
Employees	-	-	51.21	60.56
Others	-	-	178.15	129.51
(e) Interest Accrued	-	-	10.65	-
Total	90.93	48.31	270.66	461.61

11. OTHER NON CURRENT ASSETS

	As at 31st March 2023	As at 31st March, 2022
(a) Capital Advances		
(i) Unsecured - considered good	11.25	10.67
Total	11.25	10.67

There are no advances to directors or other officers of the Company or any of them either severally or jointly with any other persons or advances to firms or private companies respectively in which any director is a partner or a director or a member.

KKALPANA INDUSTRIES (INDIA) LIMITED

NOTES TO THE FINANCIAL STATEMENTS FOR THE YEAR ENDED 31st MARCH 2023

12. INVENTORIES

(As taken valued and certified by the management)
At Cost or NRV whichever is lower

(a) Raw materials

- In Stock

(b) Finished goods

- In Stock

(c) Stores and spares- at Cost

- In Stock

Total

	(Rs. In lacs)	
	As at 31st March 2023	As at 31st March, 2022
	368.12	558.61
	377.38	198.17
	42.34	20.08
	787.84	776.85

- During the year ended 31st March 2023 and year ended 31st March, 2022 no amount was recognised as an expense for the inventories carried at net realisable value.
- Stores and Spares does not include machinery spares which can be used only in connection with an item of Property Plants and Equipment.

13. TRADE RECEIVABLES

(a) Unsecured, considered good

(i) Others

Less: Allowance for bad and doubtful debts

Total (Net of Provision)

	(Rs. In lacs)	
	As at 31st March 2023	As at 31st March, 2022
	1,545.97	865.93
	1,545.97	865.93
	33.42	33.42
	1,512.55	832.51

- There are no debts due by directors or other officers of the Company or any of them either severally or jointly with any other persons or debts due by firms or private companies respectively in which any director is a partner or a director or a member.
- The Company has done the Impairment Assesement for Trade Receivables based on expected credit loss model considering the credit risk as significantly low. The Company has used a simplified approach based on a 12 months ECL. A provison matrix has been prepared based on historical credit loss experience adjusted as appropriate to reflect the current conditions and supportable forecast of future economic conditons. The Company has used the adjustment rate of 5% for worsening of future economic conditons.

- Ageing for Trade Receivables - Current Outstandings as at 31st March,2023 is as follows :-

Particulars	Not Due	Outstanding for following periods from due date of payment					Total
		Less than 6 months	6 months - 1 year	1 year -2 year	2 year -3 year	More than 3 year	
Trade Receivables							
Undisputed trade receivable-considerd good	1,456.45	42.41	25.66	3.93	7.53	9.99	1,545.97
Undisputed trade receivable-Which have significant increase in credit risk	-	-	-	-	-	-	-
Undisputed trade receivable-credit impaired	-	-	-	-	-	-	-
Disputed trade receivable-Considered good	-	-	-	-	-	-	-
Disputed trade receivable-Which have significant increase in credit risk	-	-	-	-	-	-	-
Disputed trade receivable-credit impaired	-	-	-	-	-	-	-
Total	1,456.45	42.41	25.66	3.93	7.53	9.99	1,545.97
Less: Allowances for doubtful trade receivable							33.42
Grand Total							1,512.55

KKALPANA INDUSTRIES (INDIA) LIMITED

NOTES TO THE FINANCIAL STATEMENTS FOR THE YEAR ENDED 31st MARCH 2023

(Rs. In Lacs)

- Ageing for Trade Receivables - Current Outstandings as at 31st March, 2022 is as follows :-

Particulars	Not Due	Outstanding for following periods from due date of payment					Total
		Less than 6 months	6 months - 1 year	1 year - 2 year	2 year - 3 year	More than 3 year	
Trade Receivables							
Undisputed trade receivable-considerd good	283.98	512.18	42.02	8.16	8.12	11.46	865.93
Undisputed trade receivable-Which have significant increase in credit risk	-	-	-	-	-	-	-
Undisputed trade receivable-credit impaired	-	-	-	-	-	-	-
Disputed trade receivable-Considered good	-	-	-	-	-	-	-
Disputed trade receivable-Which have significant increase in credit risk	-	-	-	-	-	-	-
Disputed trade receivable-credit impaired	-	-	-	-	-	-	-
Total	283.98	512.18	42.02	8.16	8.12	11.46	865.93
Less: Allowances for doubtful trade receivable							33.42
Grand Total							832.51

14. CASH & CASH EQUIVALENTS

- (a) Balance with banks:
 - (i) In Current Accounts
 - (ii) In Deposit with Original Maturity of less than 3 months
- (b) Cash in hand (As certified by the management)
- (c) Other Bank Balance
 - (i) Unpaid Dividend account
 - (ii) Deposits with more than 3 months initial maturity
- Total**

As at 31st March 2023	As at 31st March, 2022
210.81	-
602.21	-
12.25	14.07
9.00	9.06
242.08	-
1,076.35	23.13

15. Current Tax Assets (net)

Income Tax (Net of Payments)

As at 31st March 2023	As at 31st March, 2022
146.67	-
146.67	-

16. OTHER CURRENT ASSETS

- (a) Other Advances
 - Unsecured, considered good
 - (i) Balances with government departments
 - (ii) Advance to Suppliers
- (b) Prepaid Expenses

Total

As at 31st March 2023	As at 31st March, 2022
69.77	73.86
708.87	291.25
21.63	18.91
800.28	7,471.35

There are no advances to directors or other officers of the Company or any of them either severally or jointly with any other persons or advances to firms or private companies respectively in which any director is a partner or a director or a member.

17. EQUITY SHARE CAPITAL (Refer Statement of Changes in Equity)

Authorised Shares

153,000,000 (Previous Year: 153,000,000) Shares of Rs. 2 each

Issued, Subscribed and Paid Up

940,72,930 (Previous Year: 940,72,930) Equity Shares of Rs.2 each

As at 31st March 2023	As at 31st March, 2022
3,060.00	3,060.00
3,060.00	3,060.00
1,881.46	1,881.46
1,881.46	1,881.46

KKALPANA INDUSTRIES (INDIA) LIMITED

NOTES TO THE FINANCIAL STATEMENTS FOR THE YEAR ENDED 31st MARCH 2023

(Rs. In Lacs)

(a) Reconciliation of the number of shares outstanding at the beginning and at the end of the reporting period

Particulars	As at 31st March 2023		As at 31st March 2022	
	No. of Shares	Amount (Rs. In lacs)	No. of Shares	Amount (Rs. In lacs)
Equity Shares outstanding at the beginning of the year	94,072,930	1,881.46	94,072,930	1,881.46
Equity Shares issued during the year	-	-	-	-
Equity Shares bought back during the year	-	-	-	-
Equity Shares outstanding at the end of the year	94,072,930	1,881.46	94,072,930	1,881.46

(b) Terms/ Rights attached to Equity Shares

The Company has issued only one class of equity shares having a par value of Rs. 2 per share. Each equity shareholder is entitled to one vote per share. The Company had declared and paid dividends in Indian rupee. In event of liquidation of the Company, the holders of equity shares will be entitled to receive remaining assets of the Company, after distribution of all preferential amounts in proportion of their shareholding.

(c) Details of shareholders holding more than 5% shares in the Company

Sl. No.	Name of the Shareholders	As at 31st March 2023		As at 31st March 2022	
		No. of Shares held	% of Holding	No. of Shares held	% of Holding
1	Bbigplas Poly Pvt Ltd.	69,641,685	74.03	69,641,685	74.03
2	Almond PolyTraders Pvt Ltd	7,750,000	8.24	7,750,000	8.24

(d) Details of shareholding of Promoters and Promoters Group

Sl. No.	Name of the Promoters & Promoter Group	As at 31st March 2023		As at 31st March 2022		% Change during the Year
		No. of Shares held	% of Holding	No. of Shares held	% of Holding	
1	Late Surendra Kumar Surana	3,505	0.004%	3,505	0.004%	-
2	Narrindra Suranna	500	0.001%	500	0.001%	-
3	Ddev Surana	683,850	0.727%	683,850	0.727%	-
4	Tara Devi Surana	75,505	0.080%	75,505	0.080%	-
5	Sarla Surana	500	0.001%	500	0.001%	-
6	Bbigplas Poly Pvt Ltd	69,641,685	74.029%	69,641,685	74.029%	-

(e) The Company for the Period of five year immediately preceding the reporting date has not:

- (i) Alloted any class of shares as fully paid pursuant to contract(s) without payment being received in cash.
- (ii) Alloted fully paid shares by way of bonus shares.
- (iii) Bought Back of any class of shares

18. OTHER EQUITY (Refer Statement of Changes in Equity)

(a) Security Premium

This reserves are used to record the premium on issue of shares. The reserve would be utilized in accordance with the provisions of the Act.

	As at 31st March 2023	As at 31st March, 2022
As per Last Financial Statement	-	5,322.45
Add/Less: Amount adjusted pursuant to scheme of arrangement	-	(5,322.45)
Add: During the year	-	-
	-	-

(b) Capital Reserve and Amalgamation Reserve

	As at 31st March 2023	As at 31st March, 2022
As per Last Financial Statement	-	852.96
Add/Less: Amount adjusted pursuant to scheme of arrangement	-	(852.96)
Add: During the year	-	-
	-	-

KKALPANA INDUSTRIES (INDIA) LIMITED

NOTES TO THE FINANCIAL STATEMENTS FOR THE YEAR ENDED 31st MARCH 2023

(c) General Reserve

(Rs. In Lacs)

The General reserve is created by way of transfer of profits from retained earnings for appropriation purposes. This reserve is utilised in accordance with the provisions of the Act.

As per Last Financial Statement
Add/Less: Amount adjusted pursuant to scheme of arrangement
Add: During the year

As at 31st March 2023	As at 31st March, 2022
-	3,400.00
-	(3,400.00)
-	-

(d) Retained Earnings

Retained earnings are the profits that the Company has earned till date, less any transfers to general reserve, dividends or other distributions paid to shareholders.

As per Last Financial Statement
Add/Less: Amount adjusted pursuant to scheme of arrangement
Add/Less: Amount adjusted pursuant to scheme of arrangement(Investment)
Less: Equity Dividend
Add: During the year

As at 31st March 2023	As at 31st March, 2022
1,524.63	25,354.70
-	(24,170.86)
-	(1.00)
-	(188.15)
190.07	529.94
1,714.70	1,524.63

(e) Other Comprehensive Income

As per Last Financial Statement
Add: During the year

As at 31st March 2023	As at 31st March, 2022
(42.16)	(41.67)
15.47	(0.49)
(26.69)	(42.16)
-	-
1,688.01	1,482.47

Total Reserves (a+b+c+d+e)

(Rs. In lacs)

19. LONG TERM BORROWINGS

Unsecured

(a) Long term loan
-Related Party
Total

Non Current		Current *	
As at 31st March 2023	As at 31st March, 2022	As at 31st March 2023	As at 31st March, 2022
4,613.00	1,867.50	-	-
4,613.00	1,867.50	-	-

* Refer Note No.23

Details of terms of repayment of long term borrowings

Long term borrowings

Unsecured

(a) Long term loan

RELATED PARTY

Bbigplas Poly Pvt. Ltd.

Terms of Repayment

Maturity Date & Interest Rate

Repayable on Demand after 30th
March 2027

11% from 31st March 2022 to 30th
March 2027

(Rs. In lacs)

20 FINANCE LEASE LIABILITY

(i) Finance Lease Liability

Non Current		Current	
As at 31st March 2023	As at 31st March, 2022	As at 31st March 2023	As at 31st March, 2022
240.98	340.72	95.55	98.10
240.98	340.72	95.55	98.10

KKALPANA INDUSTRIES (INDIA) LIMITED

NOTES TO THE FINANCIAL STATEMENTS FOR THE YEAR ENDED 31st MARCH 2023

21 DEFERRED TAX LIABILITIES (NET)

(a) Liabilities :

Depreciation and ammortization expenses
Items under financial assets and financial liabilities giving temporary differences

Total (a)

(b) Assets :

Items under financial assets and financial liabilities giving temporary differences
Provision for doubtful debts & obsolescence

Total (b)

Net Liability (a-b)

Reconciliation of Deferred Tax Assets/ Liabilites (Net):

Opening balance as at the beginning of the Year
Less: Amount adjusted pursuant to scheme of arrangement
Tax (benefit) / expense during the period recognised in profit or loss
Tax impact on items of Other Comprehensive income that will not be classified to profit & loss
Closing balance as at the end of the Year

(Rs. In Lacs)

As at 31st March 2023 As at 31st March, 2022

159.74 180.29
6.48 4.24
166.22 184.53

18.63 54.00
8.41 8.41
27.04 62.42

139.18 122.11

As at 31st March 2023 As at 31st March 2022

122.11 2,547.27
- (2,268.68)
11.86 (156.31)
5.20 (0.17)
139.18 122.11

(Rs. In lacs)

As at 31st March 2023 As at 31st March, 2022

8.60 6.82
36.89 81.95
61.87 175.30
107.36 264.07

22. TRADE PAYABLES

(a) Micro & Small Enterprises

(b) Others

Sundry Creditors for goods
Sundry Creditors for expenses

Total

Micro enterprises and Small enterprises under the Micro, Small and Medium Enterprises Development Act, 2006 have been determined based on the confirmations received in response to intimation in this regard sent to the suppliers. Interest in terms of Section 16 of Micro, Small and Medium Enterprises Development Act, 2006 due and remaining unpaid as at March 31, 2023 – Rs 0.08 lacs.

Ageing for trade payables outstanding as at March 31, 2023 is as follows:

Particulars	Not due	Outstanding for following periods from due date of payment				Total
		Less than 1 year	1-2 years	2-3 years	More than 3 years	
Trade payables						
MSME*	4.79	3.81	-	-	-	8.60
Others	42.68	56.08	-	-	-	98.76
Disputed dues - MSME*	-	-	-	-	-	-
Disputed dues - Others	-	-	-	-	-	-
Total	47.47	59.88	-	-	-	107.36
Accrued expenses	-					-
Grand Total						107.36

Ageing for trade payables outstanding as at March 31, 2022 is as follows:

Particulars	Not due	Outstanding for following periods from due date of payment				Total
		Less than 1 year	1-2 years	2-3 years	More than 3 years	
Trade payables						
MSME*	3.43	3.39				6.82
Others	257.08	0.17				257.25
Disputed dues - MSME*	-	-	-	-	-	-
Disputed dues - Others	-	-	-	-	-	-
Total	260.51	3.56	-	-	-	264.07
Accrued expenses	-					-
Grand Total						264.07

KKALPANA INDUSTRIES (INDIA) LIMITED

NOTES TO THE FINANCIAL STATEMENTS FOR THE YEAR ENDED 31st MARCH 2023

23. CURRENT FINANCIAL LIABILITIES-OTHER

- (a) Interest payable on Unsecured Loan
- (b) Unpaid dividends *
- (c) Others
 - (i) Creditors for Capital Goods
 - (ii) Other Liability
- Total**

	(Rs. In Lacs)	
	As at 31st March 2023	As at 31st March, 2022
(a)	10.93	16.76
(b)	9.00	9.06
(c)		
(i)	17.63	216.34
(ii)	89.84	214.14
Total	127.39	456.29

* There is no amount due & outstanding to be credited to the Investor Education & Protection Fund.

24. OTHER CURRENT LIABILITIES

- (a) Advance payments from customers
 - (i) Others
 - (ii) Related Party
- (b) Other payables
 - (i) Statutory dues
- Total**

	(Rs. In lacs)	
	As at 31st March 2023	As at 31st March, 2022
(a)		
(i)	75.41	44.21
(ii)	691.02	507.90
(b)	-	-
(i)	18.61	16.72
Total	785.03	568.83

25. SHORT TERM PROVISIONS

- (a) Employee benefits
 - Leave encashment (unfunded)
 - Gratuity 39 (b)
- Total**

	As at 31st March 2023	As at 31st March, 2022
(a)		
	13.14	10.20
	8.59	31.96
Total	21.74	42.16

26. Current Tax Assets (net)

Income Tax (Net of Payments)

	As at 31st March 2023	As at 31st March, 2022
	-	105.63
	-	105.63

27 REVENUE FROM OPERATIONS

(a) Sale of Products

- (i) Polyethylene
- (ii) Others
- Total**

	(Rs. In lacs)	
	For the Year 2022-23	For the Year 2021-22
(i)	21,132.45	3,978.55
(ii)	6,088.19	37.60
Total	27,220.64	4,016.15

28. OTHER INCOME

- (a) Interest income
- (b) Profit on Sale of Property, Plant and Equipment
- (c) Exchange difference other than considered as finance cost (net)
- (d) Export Incentive
- (e) Unwinding of Interest on security deposit
- (f) Fair Value gain or (losses) on derivatives
- (g) Liability Written back/ No longer required
- (h) Other Miscellaneous Income
- Total**

	For the Year 2022-23	For the Year 2021-22
(a)	15.27	-
(b)	0.54	-
(c)	-	40.95
(d)	23.82	-
(e)	2.58	1.98
(f)	-	138.66
(g)	3.04	-
(h)	1,451.82	449.54
Total	1,497.06	631.13

KKALPANA INDUSTRIES (INDIA) LIMITED

NOTES TO THE FINANCIAL STATEMENTS FOR THE YEAR ENDED 31st MARCH 2023

29. COST OF MATERIALS CONSUMED

Inventory at the beginning of the year
Add/Less: Amount adjusted pursuant to scheme of arrangement
Add: Purchases during the year
Less: Raw Material at the end of the Year
Total Cost of Material Consumed

Details of Raw Material Consumed

LLDPE/ LDPE
PVC Resin
Plastic Scrap
Other items

30. CHANGES IN INVENTORIES OF FINISHED GOODS & STOCK IN TRADE

(a) Stocks at the beginning of the year
Finished goods
Less: Amount adjusted pursuant to scheme of arrangement
(b) Less: Stocks at the end of the year
Finished goods
Total

31. EMPLOYEE BENEFITS EXPENSE

(a) Salaries, Wages, Bonus and Gratuity
(b) Contribution to Provident and other funds
(c) Workmen and staff welfare expenses
Total

32. FINANCE COSTS

(a) Interest expense
(i) To Banks
(ii) To Others
(b) Other borrowing costs
(c) Unwinding of Interest
Total

33. OTHER EXPENSES

(a) Consumption of Stores and Spare Parts
(b) Power & Fuel
(c) Rent (Refer Note No. 52)
(d) Repair & Maintenance - Building
(e) Repair & Maintenance - Machinery
(f) Repair & Maintenance - Others
(g) Insurance Charges
(h) Rates & Taxes
(i) Payments to Auditors (Refer Note (i) below)
(j) Directors' Fees
(k) Selling & Distribution Expenses
(l) Security Charges
(m) Professional & Consultancy Charges
(n) Exchange difference other than considered as finance cost (net)
(o) CSR expenses (Refer Note No. 38)
(q) Miscellaneous expenses
Total

Refer Note :- (i)

Auditors' remuneration and expenses

Audit fees
Tax audit fees
Fees for other services
Total

	(Rs. In Lacs)	
	For the Year 2022-23	For the Year 2021-22
	558.61	19,182.93
	-	(19,111.11)
	26,128.21	3,226.65
	368.12	558.61
	26,318.70	2,739.87
	18,565.69	364.06
	-	-
	1,523.91	2,234.33
	6,229.10	141.47
	26,318.70	2,739.87
	198.17	3,067.83
	-	(3,056.75)
	377.38	198.17
	(179.21)	(187.09)
	(Rs. In lacs)	
	For the Year 2022-23	For the Year 2021-22
	373.61	382.08
	6.43	6.03
	11.05	11.43
	391.09	399.54
	(Rs. In lacs)	
	For the Year 2022-23	For the Year 2021-22
	31.45	11.55
	516.51	-
	5.86	21.78
	4.74	0.25
	558.56	33.57
	(Rs. In lacs)	
	For the Year 2022-23	For the Year 2021-22
	76.74	51.09
	389.16	387.85
	61.24	41.52
	110.96	183.91
	41.69	114.20
	74.71	25.55
	23.34	25.34
	11.68	6.41
	1.00	3.75
	5.25	3.50
	62.83	59.07
	31.41	36.30
	41.18	6.57
	93.36	-
	-	73.50
	117.82	60.57
	1,142.37	1,079.12
	0.75	3.10
	0.25	0.65
	-	-
	1.00	3.75

NOTES TO THE FINANCIAL STATEMENTS FOR THE YEAR ENDED 31st MARCH 2023
34 Income Tax
I Income tax related to items charged or credited directly to profit or loss during the year:
(a) Statement of profit and loss

- (i) Current Income Tax
- (ii) Deferred Tax expense/ (benefit)
- (iii) Tax for earlier years

(b) Other Comprehensive Income

- (i) Deferred Tax related to items recognised in OCI during the year:
 - Net expense/(benefit) on remeasurements of defined benefit plans

Total (a+b)
II Reconciliation of tax expense and the accounting profit multiplied by India's domestic tax rate for 31st March, 2022 and 31st March, 2021:

Accounting profit before income tax as per Ind AS

At Income tax rate of 25.168% (31st March, 2021: 25.168%)

Tax effect of items that are not deductible for tax purpose

Tax for Earlier Years

Others

At the effective income tax rate

Income tax expense reported in the statement of profit and loss

Difference

(Rs. In Lacs)

For the Year 2022-23	For the Year 2021-22
-------------------------	-------------------------

22.91	91.89
11.86	(156.31)
15.74	(177.91)
50.50	(242.33)

5.20	4.56
5.20	4.56

55.71	815.32
-------	--------

240.57	287.61
-	-
60.55	72.39
-	-
10.19	15.39
15.74	(177.91)
(35.97)	(152.36)
-	-
55.71	(242.50)

55.71	(242.50)
-	-

For the Year 2022-23	For the Year 2021-22
-------------------------	-------------------------

- i Items that will not be classified to profit and loss
 - Remeasurement gain/ (losses) on defined benefit plans

- ii Income tax relating to items that will not be classified to profit and loss
 - Remeasurement gain/ (losses) on defined benefit plans

Total

20.68	(0.66)
(5.20)	0.17
15.47	(0.49)

KKALPANA INDUSTRIES (INDIA) LIMITED

NOTES TO THE FINANCIAL STATEMENTS FOR THE YEAR ENDED 31st MARCH 2023

36 OTHER NOTES FORMING PART OF THE FINANCIAL STATEMENTS

Contingent liabilities & Commitments

A Contingent liabilities Not Provided for:-

- (a) Claims against the Company not acknowledged as debts
- Demand raised by following authorities in dispute:
(i) Income tax matters

B Bank Gurantee

C Capital Commitments

Estimated Value of contracts in Capital account remaining to be executed and not provided for
(Net of advances)

D Other Commitments

Letter of Credit

(Rs. In lacs)	
As at 31st March, 2023	As at 31st March, 2022
1243.22	489.34
234.43	234.43
-	47.59
570.94	305.39

37 DETAILS OF LOANS GIVEN, INVESTMENTS MADE AND GUARANTEE GIVEN COVERED U/S 186(4) OF THE COMPANIES ACT, 2013

A. Loan Given

- (i) There is no Loan given by the Company during the year.

B. Investment Made

There are no investments by the company other than those stated under Note No. 9 in the financial statements.

C. Securities Given

There is no security given during the year.

38 DISCLOSURE ON CORPORATE SOCIAL RESPONSIBILITY EXPENSES

- (a) Gross amount required to be spent by the Company during the year in pursuance to the provisions of Section 135 of the Companies Act, 2013 and rules made thereunder : Rs. NIL (PY Rs. 73.50 lacs).
(b) Amount unspent as at 31.3.2023 Rs. Nil (P.Y 31.3.2022 Rs. Nil)
(c) Amount spent during the year 2022-23 are shown under Other Expenses in the Statement of Profit and Loss (Refer Note No. 33):

		(Rs. In lacs)	
Sl. No.	Particulars	As at 31st March, 2023	As at 31st March, 2022
(i)	Spent during the year	-	-
(a)	On construction/ acquisition of any asset	-	-
(b)	On purpose other than (a) as mentioned above	-	73.50
(ii)	Yet to Spend	-	-
	Total	-	73.50

39 DISCLOSURES AS REQUIRED BY IND AS 19, EMPLOYEE BENEFITS

(a) Defined contribution plans:

Contribution to defined contribution plan, recognised as expense for the year as under:

- (i) Employer's contribution to Government Provident Fund, Pension Fund & ESI
Total

As at 31st March, 2023	As at 31st March, 2022
6.43	6.03
6.43	6.03

(b) Defined benefit plan:

Gratuity

The Employee's Gratuity Fund Scheme, which is defined benefit plan, is managed by Trust maintained with Life Insurance Corporation of India. The liabilities with respect to Gratuity Plan are determined by actuarial valuation on projected unit credit method on the balance sheet date, based upon which the Company contributes to the Group Gratuity Scheme. The difference, if any, between the actuarial valuation of the gratuity of employees at the year end and the balance of funds with Life Insurance Corporation of India, is provided for as assets/ (liability) in the books. Actuarial gains/ (losses) for defined benefit plans are recognised in full and are immediately taken to the statement of profit and loss and Other Comprehensive Income accordingly as per Actuarial Valuation Report.. The Gratuity Plan provides a lump sum payment to vested employees at retirement, death, incapacitation or termination of employment, of an amount equivalent to 15 to 30 days' salary for each completed year of service . Vesting occurs upon completion of five continuous years of service in accordance with Indian law. The gratuity fund is separately administered by a Gratuity Fund Trust.

KKALPANA INDUSTRIES (INDIA) LIMITED

NOTES TO THE FINANCIAL STATEMENTS FOR THE YEAR ENDED 31st MARCH 2023

I Following information are based on report of actuary for employee benefit expenses

		Gratuity (Funded)	
		As at 31st March, 2023	As at 31st March, 2022
(A)	Change in present value of the obligation during the year		
	(1) Present value of obligation at year beginning	79.26	429.33
	(2) Current service cost	5.50	4.76
	(3) Interest cost	5.63	29.62
	(4) Benefits paid	-	(5.74)
	(5) Increase/(Decrease) due to effect of Demerger	-	(376.74)
	(6) Actuarial (gain) / loss arising from changes in demographic assumptions	-	-
	(7) Actuarial (gain) / loss arising from changes in financial assumptions	(0.21)	(0.25)
	(8) Actuarial (gain) / loss arising from changes in experience adjustments	(22.02)	(1.73)
	(9) Present value of obligation at year end	68.16	79.26
(B)	Change in fair value of plan assets during the year		
	(1) Fair value of plan assets at year beginning	47.30	156.17
	(2) Interest income on plan assets	3.72	11.44
	(3) Expected return on plan assets other than interest income	(1.55)	(2.64)
	(4) Contribution made by the Employer *	10.10	25.10
	(5) Benefits paid	-	(5.74)
	(6) Increase/(Decrease) due to effect of Demerger	-	(137.04)
	(7) Fair value of plan assets at year end	59.56	47.30
(C)	Reconciliation of obligation and fair value of assets		
	(1) Present value of the obligation at year end	68.16	79.26
	(2) Fair value of plan assets at year end	59.56	47.30
	(3) Funded status [surplus / (deficit)]	(8.59)	(31.96)
(D)	Expense recognised in the Statement of Profit and Loss		
	(1) Current service cost	5.50	4.76
	(2) Interest cost	5.63	29.62
	(3) Interest income on plan assets	(3.72)	(11.44)
	Net cost recognised in Profit or Loss	7.41	22.94
(E)	Recognised in Other Comprehensive Income		
	(1) Expected return on plan assets other than interest income	1.55	2.64
	(2) Actuarial (gain) / loss arising from changes in demographic assumptions	-	-
	(3) Actuarial (gain) / loss arising from changes in financial assumptions	(0.21)	(0.25)
	(4) Actuarial (gain) / loss arising from changes in experience adjustments	(22.02)	(1.73)
	Net (gain)/ loss recognised in Other Comprehensive Income	(20.68)	0.66
(F)	Net Defined benefit liability/(Asset) Reconciliation		
	(1) Net Defined benefit liability/(Asset) at the beginning of the year	31.96	273.16
	(2) Defined benefit cost included in P/L	7.41	22.94
	(3) Total remeasurement included in OCI	(20.68)	0.66
	(4) Increase/(Decrease) due to effect of Demerger	-	(239.70)
	(5) Employers contribution*	(10.10)	(25.10)
	Net Defined benefit liability/(Asset) at the end of the year	8.59	31.96
II	Maturity profile of defined benefit obligations:		
	Year 1	43.54	43.83
	Year 2	5.40	1.65
	Year 3	-	18.48
	Year 4	1.79	5.16
	Year 5	-	1.01
	Year 6	-	2.45
	Year 7	-	0.89
	Year 8	0.06	0.86
	Year 9	1.30	1.32
	Year 10	-	0.84
	Above 10 years	NA	NA
	Total expected payments	52.10	76.51

The weighted average duration of the defined benefit plan obligation at the end of the reporting period is 1.41 Years (31st March,2022: 2.31 years).

The best estimate contribution for the company during the next year would be Rs 7.44 lacs. (31st March,2022: Rs. 33.09 lacs).

Amount payable upon discontinuance of all employment is Rs. 68.11 Lacs. (31st March,2022: Rs. 79.81 lacs).

KKALPANA INDUSTRIES (INDIA) LIMITED

NOTES TO THE FINANCIAL STATEMENTS FOR THE YEAR ENDED 31st MARCH 2023

III Experience Adjustments on Present Value of DBO and Plan Assets

(Gain)/Loss on Plan Liabilities
% of Opening Plan Liabilities
(Gain)/Loss on Plan Assets
% of Opening Plan Assets

(Rs. In lacs)	
As at 31st March, 2023	As at 31st March, 2022
(22.02)	(1.73)
-27.78%	0.40%
1.55	2.64
3.29%	1.69%

IV Quantitative sensitivity analysis for significant assumptions considered for defined benefit obligation (Gratuity):

Sensitivity analysis presented below represents expected change in present value of defined benefit obligation based on reasonably possible changes in the assumptions occurring at the year end.

Defined Benefit Obligation (Base)
(1) One percentage increase in discount rate
(2) One percentage decrease in discount rate
(3) One percentage increase in rate of salary escalation
(4) One percentage decrease in rate of salary escalation
(5) One percentage increase in rate of withdrawal rate
(6) One percentage decrease in rate of withdrawal rate
(7) One percentage increase in rate of mortality rate
(8) One percentage decrease in rate of mortality rate

As at 31st March, 2023	As at 31st March, 2022
68.16	79.26
65.62	76.40
71.23	82.46
71.34	82.02
65.49	76.81
68.45	79.43
67.98	79.06
68.21	-
68.10	-

V Actuarial Assumptions

(1) Discount rate
(2) Mortality Rate
(3) Salary Escalation - First 5 years
(4) Salary Escalation - After 5 years
(5) Expected Rate of Return on Plan Assets
(6) Disability Rate
(7) Retirement Age
(8) Average Future Service
(9) Withdrawal rates , based on age: (per annum)
Up to 25 years
26 - 30 years
31 - 35 years
36 - 40 years
41 - 45 years
46 - 50 years
51 - 55 years
Above 56 years

As at 31st March, 2023	As at 31st March, 2022
7.30%	7.10%
IALM (2012-14) Table Ultimate	
6% p.a	6% p.a
6% p.a	6% p.a
7.30%	7.10%
5% of Mortality Rate	5% of Mortality Rate
60 years	60 years
19.12	15.60
8%	8%
7%	7%
6%	6%
5%	5%
4%	4%
3%	3%
2%	2%
1%	1%
-	-
-	-
-	-
100%	100%
100%	100%

VI Weighted average Asset allocation (as percentage of total plan assets)

(1) Equities
(2) Bonds
(3) Gilts
(4) Insurance Policies
Total

-	-
-	-
-	-
100%	100%
100%	100%

40 DISCLOSURES AS REQUIRED BY IND AS 108, OPERATING SEGMENTS

(a) Identification of Operating Segments:

The Company Operate in a Single Reportable Operating Segment i.e. reprocessed plastic compounds which have similar risk and returns and are of similar nature. No other operating segments have been aggregated to form the above reportable operating segments as per the criteria specified in the Ind AS.

(b) Business Segment wise revenue/results/assets/liabilities

Since there is Single Reportable Operating Segment hence disclosure of Operating Segment wise Assets, Liabilities, Revenue and Results are not applicable.

KKALPANA INDUSTRIES (INDIA) LIMITED

NOTES TO THE FINANCIAL STATEMENTS FOR THE YEAR ENDED 31st MARCH 2023

(c) Geographical Information

(i) **Segment revenue by location of Customers:**

India
Overseas
Total

(ii) **Segment Assets by location**

India
East

Overseas

Total

(Rs. In lacs)	
As at 31st March, 2023	As at 31st March, 2022
24,071.30	4,016.15
3,149.34	-
27,220.64	4,016.15
4,694.04	4,404.61
-	-
4,694.04	4,404.61

- (d) The Company does not have material amount of tangible, intangible assets and non current operating assets located outside India.
- (e) Product wise revenue from external customers has been detailed in Note No 27.
- (f) Revenue from top three customer is INR 25,731.88 lacs (P.Y Rs. 813.12 lacs from four customers) which is more than 10% of the total revenue of the Company

41 DISCLOSURE ON RELATED PARTY TRANSACTIONS

(A) Related parties and their relationship with the Company :

(i) **Name of the Related Party**

Mr. Narrindra Suranna

Dr P.R. Mukherjee

Mr. I.C Dakalia

Ms. Tanvi Panday*

Ms. Ankita Karnani

Mrs. Tara Devi Surana

Late Surendra Kumar Surana

Mrs. Sarla Devi Surana

Mr. Ddev Surana

Relationship with the Company

CEO, Chairman and Managing Director and Promoter (KMP)

Director (KMP)

Chief Financial Officer (KMP)

Company Secretary (KMP)

Company Secretary (KMP)

Promoter

Promoter (Date of death:23.03.2023)

Promoter

Promoter & Non Executive Director (KMP)

(ii) **Relative of Key Management Personnel (KMP) of the Company**

Name of the Relative

Mrs. Tara Devi Surana

Mrs. Sarla Devi Surana

Late Surendra Kumar Surana

Mr. Ddev Surana

Relationship with KMP

Mother of Chairman and Managing Director

Wife of Chairman and Managing Director

Brother of Chairman and Managing Director

Son of Chairman and Managing Director

(iii) Bbigplas Poly Pvt Ltd

(iv) Ddev Plastiks Industries Limited

(v) Ddev Plastic Limited

(vi) Kkalpana Plastic Reprocess Industries Middleeast FZE

(vii) Plastic Processor and Exporters Pvt Ltd.

(viii) Kkalpana Plastick Limited

Promoter and Holding Company

Fellow Subsidiary

Subsidiary till 27.09.2022

Subsidiary

Fellow Subsidiary

Associate & Subsidiary of the Holding Company

Notes:-

*Note : Ms. Tanvi Panday resigned as Company Secretary w.e.f. 01.04.2022

KKALPANA INDUSTRIES (INDIA) LIMITED

NOTES TO THE FINANCIAL STATEMENTS FOR THE YEAR ENDED 31st MARCH 2023

(B) Disclosure of transactions with Related Parties during the year ended 31.03.2023

Nature of transactions	Ref. to Note (A) above	(Rs. In lacs)	
		As at 31st March, 2023	As at 31st March, 2022
<u>Remuneration to KMP</u>			
Mr Narrindra Suranna	(i)	14.00	77.00
Mr Ddev Surana	(i)	-	24.21
Mr Rajesh Kothari	(i)	-	39.52
Dr P.R. Mukherjee	(i)	21.34	0.19
Mr I.C. Dakalia	(i)	28.88	25.75
Ms. Ankita Karnani	(i)	5.64	-
Ms Tanvi Panday*	(i)	-	9.28
		69.87	175.95
<u>Purchase of Goods</u>			
Plastic Processors Pvt Ltd.			
Capital Goods	(vii)	-	5.54
Ddev Plastiks Industries Limited			
Goods	(iv)	1,828.23	
<u>Sale of Goods</u>			
Ddev Plastiks Industries Limited			
Goods	(iv)	26,249.08	
Capital Goods	(iv)	53.23	
<u>Interest Expenses</u>			
Bbigplas Poly Pvt Ltd	(iii)	466.70	-
Plastic Processors and Exporter Pvt Ltd.	(vii)	49.81	
(C) <u>Balances at the year ended 31.03.2023</u>			
<u>Loan Taken & Outstanding</u>			
Bbigplas Poly Pvt Ltd*	(iii)	4,125.00	1,370.00
Plastic Processors Pvt Ltd.	(vii)	488.00	497.50
<u>Interest Payable</u>			
Plastic Processors Pvt Ltd.	(vii)	10.93	16.76
<u>Other Payables</u>			
Ddev Plastiks Industries Limited	(iv)	691.02	507.90

42 FAIR VALUE MEASUREMENT

The fair value of the financial assets and liabilities are included at the amount at which the instrument could be exchanged in a current transaction between willing parties other than in a forced or liquidation sale.

The following methods and assumptions were used to estimate the fair values:

- (1) Fair value of cash and short-term deposits, trade and other short term receivables, trade payables, other current liabilities, short-term loans from banks and other financial institutions approximate their carrying amounts largely due to the short term maturities of these instruments.
- (2) Financial instruments with fixed and variable interest rate are evaluated by the Company based on parameter such as interest rates and individual credit worthiness of the counterparty. Based on this evaluation, allowances are taken into account for the expected losses of these receivables.

The Company uses the following hierarchy for determining and disclosing the fair value of financial instruments by valuation technique.

Level 1 : Quoted (unadjusted) prices in active markets for identical assets or liabilities.

Level 2 : Other techniques for which all inputs which have a significant effects on the recorded fair value are observable, either directly or indirectly.

Level 3 : Techniques which use inputs that have a significant effects on the recorded fair value that are not based on observable market data.

KKALPANA INDUSTRIES (INDIA) LIMITED

NOTES TO THE FINANCIAL STATEMENTS FOR THE YEAR ENDED 31st MARCH 2023

The following tables provides classification of financial instruments and the fair value hierarchy of the Company's assets and liabilities.

(a) Disclosure for the year ended 31st March, 2023

	Carrying Value	Fair Value	Fair Value heirarchy		
			Level 1	Level 2	Level 3
(1) Financial Assets					
Financial Assets at amortised cost					
Trade Receivables	1,512.55	1,512.55	-	-	1,512.55
Other Financial assets excluding derivative financial instruments	361.59	361.59	-	-	361.59
Cash & cash equivalents	1,076.35	1,076.35	-	-	1,076.35
	2,950.49	2,950.49	-	-	2,950.49
Financial Assets at cost					
<u>Investments in equity shares</u>					
<u>Associate -</u>					
Kkalpana Plastick Limited	200.29	230.34	230.34	-	-
<u>Subsidiary -</u>					
Kkalpana Plastic Reprocess Industries Middleeast FZE	108.83	108.83	-	-	108.83
	309.12	339.17	230.34	-	108.83
Financial Asset at fair value through profit or loss					
Derivative financial instruments	-	-	-	-	-
<u>Investment in Equity Shares - Quoted</u>					
Bank of Baroda	-	-	-	-	-
Nicco Corporation Ltd.	-	-	-	-	-
<u>Investment in Equity Shares - Unquoted</u>					
Panchawati Holiday Resorts Ltd.	-	-	-	-	-
Assets for which fair values are disclosed					
Investment Property (Refer Note No. 6 (b))	-	-	-	-	-
Total	3,259.62	3,289.66	65.70	-	3,059.33
(2) Financial Liability					
Financial Liabilities at amortised cost					
Borrowings from Banks, Financial Institutions and others	4,613.00	4,613.00			4,613.00
Financial Lease liability	336.53	336.53			336.53
Trade Payables	107.36	107.36			107.36
Other Financial liabilities excluding derivative financial instruments	127.39	127.39			127.39
Total	5,184.28	5,184.28	-	-	5,184.28
Total	5,184.28	5,184.28	-	-	5,184.28

KKALPANA INDUSTRIES (INDIA) LIMITED

NOTES TO THE FINANCIAL STATEMENTS FOR THE YEAR ENDED 31st MARCH 2023

(b) Disclosure for the year ended 31st March, 2022

Disclosure for the year ended 31st March, 2022

			Fair Value heirarchy		
	Carrying Value	Fair Value	Level 1	Level 2	Level 3
(1) Financial Assets					
Financial Assets at amortised cost					
Trade Receivables	832.51	832.51	-	-	832.51
Other Financial assets excluding derivative financial instruments	348.46	348.46	-	-	348.46
Loans	-	-	-	-	-
Cash & cash equivalents	23.13	23.13	-	-	23.13
	<u>1,204.09</u>	<u>1,204.09</u>	<u>-</u>	<u>-</u>	<u>1,204.09</u>
Financial Assets at cost					
Investments in equity shares					
Associate -					
Kkalpana Plastick Limited	200.29	65.70	65.70	-	-
Subsidiary -					
Ddev Plastiks Industries Ltd.	1.00	1.00	-	-	1.00
Kkalpana Plastic Reprocess Industries Middleeast FZE	86.34	86.34	-	-	86.34
	<u>287.63</u>	<u>153.03</u>	<u>65.70</u>	<u>-</u>	<u>87.34</u>
Financial Asset at fair value through profit or loss					
Derivative financial instruments	161.46	161.46	-	161.46	-
Investment in Equity Shares - Quoted					
Bank of Baroda	-	-	-	-	-
Nicco Corporation Ltd.	-	-	-	-	-
Investment in Equity Shares - Unquoted					
Panchawati Holiday Resorts Ltd.	-	-	-	-	-
Assets for which fair values are disclosed					
Investment Property (Refer Note No. 6 (b))	-	-	-	-	-
Total	<u>1,653.18</u>	<u>1,518.58</u>	<u>65.70</u>	<u>161.46</u>	<u>1,291.43</u>
(2) Financial Liability					
Financial Liabilities at amortised cost					
Borrowings from Banks, Financial Institutions and others	1,867.50	1,867.50	-	-	1,867.50
Financial Lease liability	438.82	438.82	-	-	438.82
Trade Payables	264.07	264.07	-	-	264.07
Other Financial liabilities excluding derivative financial instruments	456.29	456.29	-	-	456.29
Total	<u>3,026.68</u>	<u>3,026.68</u>	<u>-</u>	<u>-</u>	<u>3,026.68</u>
Total	<u>3,026.68</u>	<u>3,026.68</u>	<u>-</u>	<u>-</u>	<u>3,026.68</u>

(c) Description of significant unobservable inputs to valuation:

Financial Asset/ Liability	Valuation Technique	Significant unobservable input
Trade Receivables	ECL	Realisation pattern or past experience
Loans	DCF using EIR method	Discount rate
Other Financial assets excluding derivative financial instruments	DCF using EIR method	Discount rate
Borrowings from banks and financial institutions	DCF using EIR method	Discount rate

43 FINANCIAL RISK MANAGEMENT OBJECTIVE AND POLICIES

The Company's principal financial liabilities, other than derivatives, comprise loans and borrowings, trade and other payables and advances from customers. The main purpose of these financial liabilities is to finance the Company's operations, projects under implementation and to provide guarantees to support its operations. The Company's principal financial assets include Investment, loans and advances, trade and other receivables and cash and bank balances that derive directly from its operations.

NOTES TO THE FINANCIAL STATEMENTS FOR THE YEAR ENDED 31st MARCH 2023

The Company is exposed to market risk, credit risk and liquidity risk. The Company's financial risk management is an integral part of how to plan and execute its business strategies. The Company's financial risk management policy is set by the Managing Board. All derivative activities for risk management purposes are carried out by specialist teams that have the appropriate skills, experience and supervision. It is the Company's policy that no trading in derivatives for speculative purposes to be undertaken. The Board of Directors reviews and finalises policies for managing each of these risks, which are summarised below.

A. Market Risk

Market risk is the risk that the fair value of future cash flows of a financial instrument will fluctuate because of changes in market prices. Market risk comprises three types of risk: Interest rate risk, Currency risk and Commodity price risk. Financial instruments affected by market risk include investments and deposits, foreign currency receivables, payables, loans and borrowings and derivative financial instruments.

The Company manages market risk through a treasury department, which evaluates and exercises independent control over the entire process of market risk management. The treasury department recommends risk management objectives and policies, which are approved by Senior Management and the Audit Committee. The activities of this department include management of cash resources, implementing hedging strategies for foreign currency exposures, borrowing strategies and ensuring compliance with market risk limits and policies.

(i) Interest rate risk

Interest rate risk is the risk that the fair value or future cash flows of a financial instrument will fluctuate because of changes in market interest rates. In order to optimize the Company's position with regard to interest income and interest expenses to manage the interest rate risk, treasury performs a comprehensive corporate interest rate risk management by balancing the proportion of fixed rate and floating rate financial instruments in its total portfolio.

Interest rate sensitivity

The following table demonstrates the sensitivity to a reasonably possible change in interest rates on the unhedged portion of loans and borrowings. With all other variables held constant, the Company's profit before tax is affected through the impact on floating rate borrowings, as follows:

	2022-23	2021-22
	(+/-) 50 Basis Points	(+/-) 50 Basis Points
Effect on profit before tax due to interest rate sensitivity		-

(ii) Foreign currency risk

Foreign currency risk is the risk that the fair value or future cash flows of an exposure will fluctuate because of changes in foreign exchange rates. The Company's exposure to the risk of changes in foreign exchange rates relates primarily to the Company's operating and financing activities. The Company manages its foreign currency risk by hedging transactions that are expected to realise in future.

Foreign Currency Exposure		As at 31st March, 2023		As at 31st March, 2022	
		Foreign Currency	Functional Currency (Rs. In lacs)	Foreign Currency	Functional Currency (Rs. In lacs)
I Hedged					
Forward contracts	USD	-	-	21,940,000	16,969.49
Option contracts	USD	-	-	-	-
II Not hedged					
Trade receivables	USD	48,252.50	39.67	-	-
Net Unhedged Portion					
		-	-	-	-
Trade receivables	USD	48,252.50	39.67	-	-

KKALPANA INDUSTRIES (INDIA) LIMITED

NOTES TO THE FINANCIAL STATEMENTS FOR THE YEAR ENDED 31st MARCH 2023

Foreign Currency Sensitivity

The following tables demonstrate the sensitivity to a reasonably possible change in exchange rates, with all other variables held constant. The impact on the Company's profit before tax is due to changes in the fair value of unhedged monetary assets and liabilities.

	(Rs. In lacs)	
	2022-23 (+/-) 5%	2021-22 (+/-) 5%
Effect on profit before tax		
USD	1.98	-
Euro	-	-
CHF	-	-
	1.98	-

Derivative Financial Instrument

The company holds Derivative financial instrument such as foreign currency forward and option contracts to mitigate the risk of changes in exchange rate on foreign currency exposures. The counterparty for this contract is generally a Bank. Although the company believes that these derivatives constitute hedges from an economic perspective these do not qualify for hedge accounting as per IND AS 109, Financial instrument. Since the above derivatives are not designated as hedges, such derivatives are categorised as financial asset or financial liability at fair value through profit & loss.

		(Rs. In lacs)			
		As at 31st March, 2023		As at 31st March, 2022	
		Foreign Currency	Fair Value as on 31.03.2022 (Rs.)	Foreign Currency	Fair Value as on 31.03.2021 (Rs.)
Derivatives not designated as hedges					
Forward Contracts	USD	-	-	21,940,000	17,108.15
Mark to Market (Gain)/loss in Forward Contract		-	-	-	138.66

(iii) Commodity price risk

Principal Raw Material for Company's products is variety of plastic polymers which are primarily Derivatives of Crude Oil. Company sources its raw material requirement from across the globe. Domestic market prices are also generally remains in sync with international market price scenario. Volatility in Crude Oil prices, Currency fluctuation of Rupee vis-à-vis other prominent currencies coupled with demand-supply scenario in the world market affect the effective price and availability of polymers for the Company. Company effectively manages with availability of material as well as price volatility through:

1. Widening its sourcing base
2. Appropriate contracts and commitments
3. Well planned procurement & inventory strategy and
4. Prudent hedging policy on foreign currency exposure

Risk committee of the Company comprising members from Board of Directors and operations has developed and enacted a risk management strategy regarding commodity Price risk and its mitigation.

B. Credit Risk

Credit risk is the risk that a counter party will not meet its obligations under a financial instrument or customer contract, leading to a financial loss. The Company is exposed to credit risk from its operating activities (primarily trade receivables and advances to suppliers) and from its financing activities, including deposits and other financial instruments.

(i) Trade Receivables

Customer credit risk is managed by each business unit subject to the Company's established policy, procedures and control relating to customer credit risk management. Outstanding customer receivables are regularly monitored. An impairment analysis is performed at each reporting date on an individual basis for major clients.

The Company evaluates the concentration of risk with respect to trade receivables as low, as its customers are located in several jurisdictions and operate in largely independent markets.

The ageing analysis of the receivables (gross of provisions) have been considered from the due date of payment. (Refer Note no. 13)

(ii) Financial Instruments and Cash and bank balances

Credit risk from balances with banks and financial institutions is managed by the Company's treasury department in accordance with the Company's policy. Credit limits of all authorities are reviewed by the Management on regular basis. All balances with banks and financial institutions is subject to low credit risk due to good credit ratings assigned to these entities.

NOTES TO THE FINANCIAL STATEMENTS FOR THE YEAR ENDED 31st MARCH 2023
C. Liquidity Risk

The Company monitors its risk of a shortage of funds using a liquidity planning tool. The Company's objective is to maintain a balance between continuity of funding and flexibility through the use of cash credit, letter of credit, factoring, bill discounting and working capital limits.

The table below summarises the maturity profile of the Company's financial liabilities based on contractual payments.

	Less than 1 year	1 to 5 years	> 5 years	Total
31st March, 2023				
Borrowings	-	-	4,613.00	4,613.00
Other Financial Liabilities	127.39	-	-	127.39
Trade Payables	107.36	-	-	107.36
Finance Lease liability	95.55	240.98	-	336.53
	330.30	240.98	4,613.00	5,184.28
31st March, 2022				
Borrowings	-	-	1,867.50	1,867.50
Other Financial Liabilities other than current maturities of borrowings and lease obligation	456.29	-	-	456.29
Trade Payables	264.07	-	-	264.07
Finance Lease liability	98.10	340.72	-	438.82
	818.46	340.72	1,867.50	3,026.68

44 CAPITAL MANAGEMENT

- A.** For the purpose of the Company's capital management, equity includes issued equity capital, securities premium and all other equity reserves attributable to the equity share holders, including capital reserve and net debt includes interest bearing loans and borrowings except lease liability less cash and cash equivalents and current investments. The primary objective of the Company's capital management is to safeguard continuity, maintain a strong credit rating and healthy capital ratios in order to support its business and provide adequate return to shareholders through continuing growth.

The Company manages its capital structure and makes adjustments in light of changes in economic conditions and the requirements of the financial covenants. The funding requirement is met through a mixture of equity, internal accruals, long term borrowings and short term borrowings. The Company monitors capital using a gearing ratio, which is net debt divided by total capital plus net debt. In order to achieve this overall objective, the Company's capital management, amongst other things, aims to ensure that it meets financial covenants attached to the interest-bearing loans and borrowings that define capital structure requirements.

	As at 31st March, 2023	As at 31st March, 2022
Borrowings	4,623.93	1,884.26
Less: Current investments	-	-
Less: Cash and cash equivalents	1,076.35	23.13
(a) Net Debt	3,547.58	1,861.13
(b) Equity	3,569.47	3,363.93
(c) Equity and Net Debt (a+b)	7,117.05	5,225.06
Gearing Ratio (a/c)	49.85%	35.62%

B. Proposed Dividend

The Board of directors in its Board meeting held on 19th May, 2023 have not recommended the payment of final dividend (March 31, 2022 - Rs NIL).

KKALPANA INDUSTRIES (INDIA) LIMITED

NOTES TO THE FINANCIAL STATEMENTS FOR THE YEAR ENDED 31st MARCH 2023

45 NET - DEBT RECONCILIATION

Particulars	As at 31st March, 2023		As at 31st March, 2022	
	Long term	Short term	Long term	Short term
Opening Net Debt	1,867.50	16.76	2,306.80	8,600.32
Less: Amount adjusted pursuant to scheme of arrangement	-	-	(34.57)	(9,219.05)
Proceeds from Borrowings	2,745.50	-	-	618.73
Repayment of Borrowings (Net)	-	-	404.73	0.00
Interest Expenses (including unwinding of Interest)	516.51	42.05	0.25	33.32
Interest Paid	516.51	47.89	0.25	16.56
Closing Net Debt	4,613.00	10.93	1,867.50	16.76

46 EARNING PER SHARE (EPS)

			(Rs. In lacs)	
			As at 31st March, 2023	As at 31st March, 2022
(a) Face value of equity shares		Rs.	2.00	2.00
(b) Profit attributable to equity shareholders		Rs. (in lacs)	190.07	529.94
(c) Weighted average number of equity shares outstanding		Nos. in lacs	940.73	940.73
(d) Weighted average Earning Per Share (Basic and Diluted)		Rs.	0.20	0.56

47 RESEARCH & DEVELOPMENT EXPENSES

The Company has in-house R&D centre. The details of revenue/capital expenditure incurred by the said R&D Centre during the year are as follows:-

		(Rs. In lacs)	
		As at 31st March, 2023	As at 31st March, 2022
(a) Revenue expenditure charged to Statement of Profit and Loss			
Other Expenses		0.60	0.70
(b) Capital expenditure shown under fixed assets schedule		0.93	-
Grand Total		1.53	0.70

48 VALUE OF IMPORTED AND INDEGENEOUS MATERIAL CONSUMED

Particulars		As at 31st March, 2023	%age of Total Consumption	As at 31st March, 2022	%age of Total Consumption
Raw Materials					
i	Imported	11,135.01	42%	2,188.67	80%
ii	Indegeneos	15,183.70	58%	551.19	20%
Total		26,318.70	100%	2,739.87	100%
Store, Spare parts and Components*					
i	Imported	5.76	4%	218.07	28%
ii	Indegeneous	135.26	96%	564.57	72%
Total		141.02	100%	782.64	100%

*Note :- The Consumption of store, spare parts and components includes direct store consumption shown separately in Note -33 and it also includes indirect consumption in various other expenses head such as Repair and maintenance etc.

49 VALUE OF IMPORTS ON CIF BASIS

Particulars	(Rs. In lacs)	
	As at 31st March, 2023	As at 31st March, 2022
Raw Materials	11,135.01	2,188.67
Stors, Spare parts and Components	5.76	218.07
Capital Goods	-	-
Total	11,140.77	2,406.74

KKALPANA INDUSTRIES (INDIA) LIMITED

NOTES TO THE FINANCIAL STATEMENTS FOR THE YEAR ENDED 31st MARCH 2023

50 EARNING IN FOREIGN CURRENCY (ACCRUAL BASIS)

Particulars	(Rs. In lacs)	
	As at 31st March, 2023	As at 31st March, 2022
Exports at FOB Value	86.60	-
Total	86.60	-

51 EXPENDITURE IN FOREIGN CURRENCY (ACCRUAL BASIS)

Particulars	(Rs. In lacs)	
	As at 31st March, 2023	As at 31st March, 2022
Travelling	2.59	6.29
Interest	-	0.04
Other Matters	11.17	5.82
Total	13.77	12.15

52 LEASES

The Company's lease asset classes primarily consist of leases for buildings, machinery and warehouses.

- The company didn't recognized Right to Use and Lease liabilities for lease for which the lease terms pertaining to the uncancellable period ends within 12 months on the date of initial transition and low value assets.
- The Company excluded initial direct cost from measurement of the Right to Use assets at the date of initial application.
- The Company uses hindsight in determining the lease term where the contract contains options to extend or terminate the lease. Hence, the Company has recognised the lease payments associated with those leases as an expense on a straight line basis over the lease term. Lease liabilities were measured at the present value of remaining lease payments, discounted at the Company's actuarial discounting rate. Right to Use is measured at an amount equal to the lease liability adjusted by the amount of any prepaid or accrued lease payments.

Following are the changes in the carrying value of right of use assets for the year ended March 31, 2023:

Particulars	(Rs. in lacs) Total
Balance as at 31st March 2022 (Gross)	467.03
Additions for the year	375.90
Balance as at 31st March 2023 (Gross)	842.93
Accumulated Amortisation as at 31st March 2022	11.35
Amortisation for the year	130.89
Accumulated Amortisation as at 31st March 2023	142.25
Net Balance as at 31st March 2023	700.68
Net Balance as at 31st March 2022	455.67

Following is the movement in lease liabilities during the year ended March 31, 2023

Particulars	(Rs. in lacs)
Balance as at 31st March 2022	438.82
Additions during the year	-
Interest accrued during the year	4.74
Deletions	-
Payment of Lease Liabilities	107.03
Balance as at 31st March 2023	336.53
- Current lease liabilities	95.55
- Non Current lease liabilities	240.98

Break up of Contractual maturities of Lease Liabilities as at March 31, 2023 on an undiscounted basis

Particulars	(Rs. in lacs)
Less than 1 year	107.03
One to Five year	307.64

KKALPANA INDUSTRIES (INDIA) LIMITED

NOTES TO THE FINANCIAL STATEMENTS FOR THE YEAR ENDED 31st MARCH 2023

Short-term leases expenses incurred for the year ended 31st March, 2022:

Particulars	Year Ended 31st March 2023	Year Ended 31st March 2022
	(Rs. in lacs)	(Rs. in lacs)
Rental expense	61.24	41.52

53 SCHEME OF ARRANGEMENT

- a) Pursuant to the Composite Scheme of Arrangement ('the scheme') between Kkalpana Industries (India) Limited, the Company and their respective shareholders and creditors as approved by the Hon'ble National Law Company Tribunal (NCLT), Kolkata Bench, vide its order dated March 4, 2022, which became effective on **April 1, 2022** on filing with the Registrar of Companies, all the assets and liabilities of the 'transferred business' of Kkalpana Industries (India) Limited i.e. the Compounding Business units situated at Dhulagarh, Howrah (West Bengal), Daman (Dadra & Nagar Haveli and Daman & Diu), Dadra (Dadra & Nagar Haveli and Daman & Diu), Surangi (Dadra & Nagar Haveli and Daman & Diu), Vapi (Gujarat), Delhi (N.C.T. of Delhi) and Mumbai (Maharashtra) registered, marketing, branch and administrative office(s) located in India, have been transferred to and vested in the Company at their respective book values on a going concern basis with effect from the appointed date (i.e. April 1, 2021). Accordingly, the Scheme of Arrangement has been given effect to in these accounts for the year ended 31st March, 2022.

- b) Assets and liabilities transferred pursuant to the scheme:
The whole of the assets and liabilities of the Demerged undertaking of Company became the assets and liabilities of the Ddev Plastics Industries Ltd. and were recorded at their book values as appearing in the books of the Demerged Company with effect from the appointed date (i.e. April 1, 2021). The details of assets and liabilities transferred from Company are as under:

Particulars	Amount (Rs. In lacs)
<u>Assets</u>	
(1) Non-current assets	
(a) Property, plant and equipment	20,159.63
(b) Right of Use – Lease	82.53
(c) Other intangible assets	8.47
(d) Financial assets	
(i) Others Financial Assets	80.47
(e) Other non-current assets	113.29
Total non-current assets	20,444.39
(2) Current assets	
(a) Inventories	22,815.18
(b) Financial assets	
(i) Trade receivables	26,946.60
(ii) Cash and cash equivalents	749.15
(iii) Other financial assets	316.89
(c) Other current assets	7,392.15
Total current assets	58,219.97
Total assets	78,664.37

KKALPANA INDUSTRIES (INDIA) LIMITED

NOTES TO THE FINANCIAL STATEMENTS FOR THE YEAR ENDED 31st MARCH 2023

Particulars	Amount (Rs. In lacs)
<u>Liabilities</u>	
(1) Non-current liabilities	
(a) Financial liabilities	
(i) Borrowings	34.57
(ii) Finance Lease Liability	58.58
(b) Provisions	196.21
(c) Deferred tax liabilities (net)	2,268.68
Total non-current liabilities	2,558.04
(2) Current liabilities	
(a) Financial liabilities	
(i) Borrowings	9,170.38
(ii) Trade payables	31,960.48
(iii) Other financial liabilities	612.23
(b) Other current liabilities	398.34
(c) Provisions	218.62
Total current liabilities	42,360.05
Total liabilities	44,918.09

c) Equity and Reserves pursuant to the scheme:

Pursuant to the scheme, the difference between the book value of the assets and liabilities transferred to Ddev Plastiks Industries Ltd. has been reduced from the shareholders' fund of the Company as under:

Particulars	Amount (Rs. In lacs)
Securities Premium	5,322.45
Capital Reserve & Amalgamation Reserve	852.96
General Reserve	3,400.00
Retain Earnings	24,171.86
Total	33,747.27

KKALPANA INDUSTRIES (INDIA) LIMITED

NOTES TO THE FINANCIAL STATEMENTS FOR THE YEAR ENDED 31st MARCH 2023

54 ADDITIONAL DISCLOSURES

a) Accounting Ratios

No.	Name of the Ratio	Numerator	Denominator	FY 2022-23	FY 2021-22	% Variance	Reason for variance if more than 25%
1	Current Ratio (in times)	Current assets	Current liabilities	4.04	1.61	150.29%	Due to increase in Current Asset
2	Debt - Equity Ratio (in times)	Total debt	Equity	1.29	0.56	132.79%	Due to increase in Debt
3	Debt Service coverage ratio* (in times)	Earnings available for debt services	Total debt service	1.57	1.97	-20.32%	NA
4	Return on Equity (In %)	Net profit - preferred dividends	Average Shareholder Equity	0.05	0.16	-66.72%	Due to decrease in Net Profit
5	Inventory Turnover Ratio (in times)	Sales	Average Inventory	34.79	0.34	10133.39%	Due to increase in Sales
6	Trade receivables turnover ratio (in times)	Net sales	Average accounts receivables	23.22	0.28	8191.20%	Due to increase in Sales
7	Trade payables turnover ratio (in times)	Net purchases	Average trade payables	140.69	0.20	70245.72%	Due to increase in Purchase
8	Net capital turnover ratio (in times)	Net sales	Average Working Capital	12.37	4.26	190.51%	Due to increase in Sales
9	Net profit ratio (in %)	Net profit	Net sales	0.70%	13.20%	-94.71%	Due to decrease in Net Profit
10	Return on capital employed (in %)	Earning before interest and taxes	Capital employed	9.60%	6.00%	60.07%	Due to decrease in EBIT
11	Return on investment (in %)	Income generated from invested funds	Average invested fund in treasury investment	-	-	-	NA

Definitions

- Earning available for debt service = Net Profit before taxes + Non-cash operating expenses like depreciation and other amortisations + Interest + other adjustments like loss on sale of Fixed assets etc.
 - Debt service = Interest & Lease Payments + Principal Repayments
 - Average inventory = (Opening inventory balance + Closing inventory balance) / 2
 - Net credit sales = Net credit sales consist of gross credit sales minus sales return
 - Average trade receivables = (Opening trade receivables balance + Closing trade receivables balance) / 2
 - Net credit purchases = Net credit purchases consist of gross credit purchases minus purchase return
 - Average trade payables = (Opening trade payables balance + Closing trade payables balance) / 2
 - Average Working capital = (Opening Current assets - Opening Current liabilities) + (Closing Current assets - Closing Current liabilities) / 2.
 - Earning before interest and taxes = Profit before exceptional items and tax + Finance costs - Other Income
 - Capital Employed = Tangible Net Worth + Total Debt + Deferred Tax Liability
- The Code on Social Security, 2020 ('Code') relating to employee benefits during employment and post-employment received Indian Parliament approval and Presidential assent in September 2020. The Code has been published in the Gazette of India and subsequently on November 13, 2020 draft rules were published and invited for stakeholders' suggestions. However, the date on which the Code will come into effect has not been notified. The Company will assess the impact of the Code when it comes into effect and will record any related impact in the period the Code becomes effective.
 - The company do not have any Benami property, where any proceeding has been initiated or pending against the company for holding any Benami Property.
 - The company do not have any transactions with struck off companies under Section 248 of the Companies Act, 2013 or section 560 of Companies Act, 1956.
 - The company has used the borrowings from banks and financial institutions for the specific purpose for which it was taken at the balance sheet date.
 - The Company has not advanced any fund to any person or entity, including foreign entities (Funding Party) with the understanding (whether recorded in writing or otherwise) that the person or entity shall:

NOTES TO THE FINANCIAL STATEMENTS FOR THE YEAR ENDED 31st MARCH 2023

- i) directly or indirectly lend or invest in other persons or entities identified in any manner whatsoever by or on behalf of the Company (Ultimate Beneficiaries); or
- ii) provide any guarantee, security or the like on behalf of the Company.
- g) The Company has not received any fund from any person or entity, including foreign entities (Funding Party) with the understanding (whether recorded in writing or otherwise) that the Company shall:
 - a) directly or indirectly lend or invest in other persons or entities identified in any manner whatsoever by or on behalf of the Company (Ultimate Beneficiaries); or
 - b) provide any guarantee, security or the like on behalf of the Company.
- h) The Company has not been declared a wilful defaulter by any bank or financial institution or other lender (as defined under the Companies Act, 2013) or consortium thereof, in accordance with the guidelines on wilful defaulters issued by the Reserve Bank of India.
- i) As at 31st March, 2023, the Register of charges of the company as available in records of Ministry of Corporate Affairs includes charge amount of Rs 10 Crore.
- j) The company has complied with the number of layers prescribed under clause (87) of section 2 of the Act read with Companies (Restriction on number of Layers) Rules, 2017.
- k) The company has not traded or invested in Crypto currency or Virtual currency during the financial year.

55 Indian Accounting Standards Standards notified but not yet effective

The Ministry of Corporate Affairs has notified Companies (Indian Accounting Standards) Amendment Rules, 2023 dated March 31 2023 to amend the following Ind AS which are effective from from April 1, 2023

- a. Amendments to Ind AS 8: Definition of Accounting Estimates
- b. Amendments to Ind AS 1: Disclosure of Accounting Policies
- c. Amendments to Ind AS 12: Deferred Tax related to Assets and Liabilities arising from a Single Transaction -

Based on preliminary assessment, the Company is currently assessing the impact of the amendments.

56 Previous year figures have been regrouped/rearranged/ reclassified where necessary to correspond with current year figures.

For B. Chakrabarti & Associates

Chartered Accountants

Firm Registration No:305048E

Dipankar Chakravarti

Partner

Membership No.053402

Date : 19th May, 2023

Place : Kolkata

For and on behalf of Board of Directors

Narrindra Suranna

(DIN: 00060127)

Chairman and Managing Director

Pranab Ranjan Mukherjee

(DIN: 00240758)

Whole Time Director

Ankita Karnani

(Membership No. ACS 33634)

Company Secretary

Indar Chand Dakalia

Chief Financial Officer

INDEPENDENT AUDITOR'S REPORT**TO THE MEMBERS OF KKALPANA INDUSTRIES (INDIA) LIMITED****Report on the Audit of the Consolidated Financial Statements****Opinion**

We have audited the accompanying consolidated financial statements of Kkalpana Industries (India) Limited ("the parent Company"), its subsidiary and associate (herein after to be referred as "the Group"), which comprises of the consolidated Balance Sheet as at 31st March, 2023, the consolidated Statement of Profit and Loss (including Other Comprehensive Income), the consolidated Cash Flow Statement and the consolidated Statement of Changes in Equity for the year then ended, and a summary of the significant accounting policies and other explanatory information. (hereinafter referred to as "the financial statements")

In our opinion and to the best of our information and according to the explanations given to us, the aforesaid consolidated financial statements give the information required by the Companies Act, 2013 ("the Act") in the manner so required and give a true and fair view in conformity with the Indian Accounting Standards prescribed under section 133 of the Act read with the Companies (Indian Accounting Standards) Rules, 2015, as amended, ("Ind AS ") and other accounting principles generally accepted in India, of the state of affairs of the Group as at March 31, 2023, its profits (including other comprehensive income), its cash flows and changes in equity for the year ended on that date.

Basis for Opinion

We conducted our audit in accordance with the Standards on Auditing (SAs) specified under section 143(10) of the Act. Our responsibilities under those Standards are further described in the 'Auditor's Responsibilities for the Audit of the consolidated Financial Statements' section of our report. We are independent of the Company in accordance with the 'Code of Ethics' issued by the Institute of Chartered Accountants of India (ICAI) together with the ethical requirements that are relevant to our audit of the consolidated financial statements under the provisions of the Act and the Rules there under, and we have fulfilled our other ethical responsibilities in accordance with these requirements and the ICAI's Code of Ethics. We believe that the audit evidence we have obtained is sufficient and appropriate to provide a basis for our opinion on the financial statements.

Key Audit Matters

Key audit matters are those matters that, in our professional judgment, were of most significance in our audit of the financial statements for the financial year ended March 31, 2023. These matters were addressed in the context of our audit of the financial statements as a whole, and in forming our opinion thereon, and we do not provide a separate opinion on these matters.

Key Audit Matters	Auditor's Response
Inventory- existence and valuation as per Ind AS 2 Refer to note 12 to the consolidated financial statements. The Company is having the Inventories of Rs.787.84 lacs as on 31 st March 2023. As described in the accounting policies in the consolidated financial statements, inventories are carried at the lower of cost and net realisable value. As a result, the management applies judgement in determining the appropriate provisions for obsolete stock based upon a detailed analysis of old inventory, net realisable value below cost based upon future plans for sale of inventory.	We have obtained assurance over the appropriateness of the management's assumptions applied in calculating the value of the inventories and related provisions and management assertion regarding existence and ownership by:- a) Completed a walkthrough of the inventory valuation process and assessed the design and implementation of the key controls addressing the risk. b) Performing procedures to ensure that the changes in inventory between the last verification date and date of the balance sheet are properly recorded (Roll forward procedures). c) Verifying for a sample of individual products that costs have been correctly recorded.

Key Audit Matters	Auditor's Response
	<p>d) Assessed the design and tested the operating effectiveness of Internal Control with related to Inventory.</p> <p>e) We also discussed with the management the methodology and assumptions used in the valuation of Inventory.</p> <p>f) We have reviewed the historical accuracy of inventory provisioning and the level of inventory write-offs during the financial year.</p> <p>g) Comparing the net realisable value to the cost price of inventories to check for completeness of the associated provision.</p> <p>h) Performing substantive analytical procedures to test the correctness of inventory existence and valuation.</p> <p>i) Testing the accuracy of inventory reconciliations with the general ledger at period end, including test of reconciling items.</p> <p>The procedures performed gave us sufficient evidence to conclude about the inventory existence and valuation.</p>
<p>Revenue Recognition as per Ind AS 115</p> <p>Revenue from the sale of goods is recognized at the moment when control has been transferred to the customer and is measured net of trade discounts, and pricing allowances to customers (collectively 'trade spends').</p> <p>We identified revenue recognition as the key audit matter as revenue is significant to the financial statements owing to its large volume and results in greater audit effort to address the matter.</p>	<p>Our audit procedures included:</p> <p>a) We assessed the appropriateness of the revenue recognition accounting policies by comparing with applicable accounting standards.</p> <p>b) We evaluated the design, tested the implementation and operating effectiveness of key internal controls including general IT controls and key IT application controls over recognition of revenue.</p> <p>c) We performed substantive testing by selecting samples of revenue transactions recorded during the year by testing the underlying documents which Included invoices, good dispatch notes, customer acceptances and shipping documents (as applicable).</p> <p>d) We carried out analytical procedures on revenue recognised during the year to identify unusual variances.</p> <p>e) We tested, on a sample basis, specific revenue transactions recorded before and after the financial year-end date to determine whether the revenue had been recognised in the appropriate financial period.</p> <p>Based on the above procedures performed, no significant exception was noted by us in therevenue recognised by the company during the year.</p>

Information other than the Consolidated Financial Statements and Auditor's Report thereon

The Parent Company's Board of Directors is responsible for the preparation of the other information. The Other

KKALPANA INDUSTRIES (INDIA) LIMITED

information comprises the information included in the Management Discussion and Analysis, Board's Report including Annexures to the Board report, Business responsibility Report, Corporate Governance report and Shareholder's information, but does not include the consolidated financial statement and our auditor's report thereon.

Our opinion on the consolidated financial statements does not cover the other information and we do not express any form of assurance conclusion thereon.

In connection with our audit of the consolidated financial statements, our responsibility is to read the other information and, in doing so, consider whether the other information is materially inconsistent with the consolidated financial statements or our knowledge obtained during the course of our audit or otherwise appears to be materially misstated.

If, based on the work we have performed, we conclude that there is a material misstatement of this other information, we are required to report that fact. We have nothing to report in this regard.

Responsibilities of Management and those charged with Governance for the Consolidated Financial Statements for the Financial Statements

The Parent company's Board of Directors is responsible for the matters stated in section 134(5) of the Act with respect to the preparation of these consolidated financial statements that give a true and fair view of the consolidated financial position, consolidated financial performance (including other comprehensive income), consolidated changes in equity and consolidated cash flows of the Group in accordance with the accounting principles generally accepted in India, including the accounting Standards specified under section 133 of the Act.

This responsibility also includes maintenance of adequate accounting records in accordance with the provisions of the Act for safeguarding of the assets of the Group and for preventing and detecting frauds and other irregularities; selection and application of appropriate accounting policies; making judgments and estimates that are reasonable and prudent; and design, implementation and maintenance of adequate internal financial controls, that were operating effectively for ensuring the accuracy and completeness of the accounting records, relevant to the preparation and presentation of the consolidated financial statements that give a true and fair view and are free from material misstatement, whether due to fraud or error.

In preparing the consolidated financial statements, respective Board of Directors of the Companies included in the Group are responsible for assessing the Company's ability to continue as a going concern, disclosing, as applicable, matters related to going concern and using the going concern basis of accounting unless management either intends to liquidate the Company or to cease operations, or has no realistic alternative but to do so.

The respective Board of Directors of the Companies included in the Group are responsible for overseeing the financial reporting process of the Group.

Auditor's Responsibilities for the Audit of the Consolidated Financial Statements

Our objectives are to obtain reasonable assurance about whether the consolidated financial statements as a whole are free from material misstatement, whether due to fraud or error, and to issue an auditor's report that includes our opinion. Reasonable assurance is a high level of assurance, but is not a guarantee that an audit conducted in accordance with SAs will always detect a material misstatement when it exists.

Misstatements can arise from fraud or error and are considered material if, individually or in the aggregate, they could reasonably be expected to influence the economic decisions of users taken on the basis of these consolidated financial statements.

As part of an audit in accordance with SAs, we exercise professional judgment and maintain professional scepticism throughout the audit. We also:

- a. Identify and assess the risks of material misstatement of the consolidated financial statements, whether due to fraud or error, design and perform audit procedures responsive to those risks, and obtain audit evidence that is sufficient and appropriate to provide a basis for our opinion. The risk of not detecting a material misstatement resulting from fraud is higher than for one resulting from error, as fraud may involve collusion, forgery, intentional omissions, misrepresentations, or the override of internal control.

- b. Obtain an understanding of internal control relevant to the audit in order to design audit procedures that are appropriate in the circumstances. Under section 143(3)(i) of the Act, we are also responsible for expressing our opinion on whether the company has adequate internal financial controls system in place and the operating effectiveness of such controls.
- c. Evaluate the appropriateness of accounting policies used and the reasonableness of accounting estimates and related disclosures made by management.
- d. Conclude on the appropriateness of management's use of the going concern basis of accounting and, based on the audit evidence obtained, whether a material uncertainty exists related to events or conditions that may cast significant doubt on the Company's ability to continue as a going concern. If we conclude that a material uncertainty exists, we are required to draw attention in our auditor's report to the related disclosures in the consolidated financial statements or, if such disclosures are inadequate, to modify our opinion. Our conclusions are based on the audit evidence obtained up to the date of our auditor's report. However, future events or conditions may cause the Company to cease to continue as a going concern.
- e. Evaluate the overall presentation, structure and content of the consolidated financial statements, including the disclosures, and whether the consolidated financial statements represent the underlying transactions and events in a manner that achieves fair presentation.
- f. Obtain sufficient appropriate audit evidence regarding the financial information of the entities or business activity within the Group to express an opinion on the consolidated financial statements. We are responsible for the direction, supervision and performance of the audit of the financial statements of such entities included in the consolidated financial statements of which we are independent auditors. For the other entities included in the consolidated financial statements, which have been audited by the other auditors, such other auditors remain responsible for the direction, supervision and performance of the audit carried out by them. We remain solely responsible for our audit opinion.

Materiality is the magnitude of misstatements in the consolidated financial statements that, individually or in aggregate, makes it probable that the economic decisions of a reasonably knowledgeable user of the consolidated financial statements may be influenced. We consider quantitative materiality and qualitative factors in (i) planning the scope of our audit work and in evaluating the results of our work; and (ii) to evaluate the effect of any identified misstatements in the consolidated financial statements.

We communicate with those charged with governance of the Holding Company which we are independent auditor regarding, among other matters, the planned scope and timing of the audit and significant audit findings, including any significant deficiencies in internal control that we identify during our audit.

We also provide those charged with governance with a statement that we have complied with relevant ethical requirements regarding independence, and to communicate with them all relationships and other matters that may reasonably be thought to bear on our independence, and where applicable, related safeguards.

From the matters communicated with those charged with governance, we determine those matters that were of most significance in the audit of the consolidated financial statements for the financial year ended March 31, 2023, and are therefore the key audit matters. We describe these matters in our auditor's report unless law or regulation precludes public disclosure about the matter or when, in extremely rare circumstances, we determine that a matter should not be communicated in our report because the adverse consequences of doing so would reasonably be expected to outweigh the public interest benefits of such communication.

Other Matters:

- a) a) We did not audit the financial statement of of M/S Kkalpana Plastick Limited (Associate of Parent Company) included in the Consolidated Financial statements, whose financial statements reflect total assets of 630.37 lacs as at 31st March, 2023 (as at 31st March,2022 678.67) and total comprehensive income/(loss) of Rs. (5.34) lacs for the year ended 31st March, 2023 (as at 31st March,2022 (Rs.5.72) lac) as considered in the consolidated financial statements.
- b) b) We did not audit the financial statement of M/S Ddev Plastic Limited (Subsidiary up to 27.09.22) included in the Consolidated Financial Statements, 100% of which was subsidiary up to 27th September 2022 whose

KKALPANA INDUSTRIES (INDIA) LIMITED

financial statements reflect total assets of Rs. 1.36 lacs as at 31st March, 2023 (as at 31st march 2022 Rs. 0.63 lacs) and total comprehensive income/(loss) of Rs.(0.34) lacs as at 31st March, 2023 (as at 31st march 2022 Rs. (0.42) lacs) as considered in the consolidated financial statements.

- c) We did not audit the financial statement of M/S Kkalpana Plastics Reprocess Industries Middle east FZE (Subsidiary of Parent Company) included in the Consolidated audited Financial Statements, whose financial statements reflect total assets of AED 1.81 lacs as at 31st March, 2023 (as at 31st march 2022 AED 2.69 lacs), and total comprehensive income/(loss) of AED (1.01) lacs as at 31st March, 2023 (as at 31st march 2022 AED (1.27) lacs) as considered in the consolidated financial statements.

These financial statements have been audited by other auditors whose reports have been furnished to us by the Management and our opinion on the consolidated financial statements, is so far as it relates to the amounts and disclosures included in respect of the subsidiary and associates, and our report in terms of sub- section (3) and (11) of section 143 of the Act, in so far as it relates to the aforesaid subsidiary and associate, is based solely on the report of other auditors.

Our Opinion on the consolidated financial statements is not modified in respect of the above matters with respect to our reliance on the work done and the reports of the other auditors.

Report on Other Legal and Regulatory Requirements

- 1) As required by Section 143(3) of the Act, based on our audit, we report, to the extent applicable that:
- We have sought and obtained all the information and explanations which to the best of our knowledge and belief are necessary for the purpose of our audit.
 - In our opinion, proper books of account as required by law have been kept by the Group so far as it appears from our examination of those books.
 - The Consolidated Balance Sheet, the Consolidated Statement of Profit & Loss (including other comprehensive income), the Consolidated Statement of Cash Flows and Consolidated Statement of Changes in Equity dealt with by this Report are in agreement with the books of account.
 - In our opinion, the aforesaid consolidated financial statements comply with the accounting standards specified under section 133 of the Act read with Companies (Indian Accounting Standards) Rules, 2015, as amended from time to time.
 - On the basis of written representations received from the Directors of the Holding Company as on March 31, 2023 taken on record by the Board of Directors of Holding Company and the reports of the statutory auditors of the subsidiary and associate companies incorporated in India, none of the directors of the Group companies is disqualified as on 31st March, 2023 from being appointed as a director in terms of Section 164(2) of the Act.
 - With respect to the adequacy of the internal financial controls with reference to the financial statement of the Company and the operating effectiveness of such controls, refer to our separate report in "Annexure B".
 - With respect to the other matters to be included in the Auditor's Report in accordance with the requirements of section 197(16) of the Act, as amended:

In our opinion and to the best of our information and according to the explanations given to us, during the year the remuneration paid by the Group to its directors during the year is in accordance with the provisions of section 197 of the Act . The remuneration paid to any director is not in excess of the limit laid down under Section 197 of the Act. The Ministry of Corporate Affairs has not prescribed other details under Section 197(16) of the Act which are required to be commented upon by us.
 - With respect to the other matters to be included in the Auditor's Report in accordance with Rule 11 of the Companies (Audit and Auditors) Rules, 2014 (as amended), in our opinion and to the best of our information and according to the explanations given to us:
 - The Group has disclosed the impact of pending litigation of its financial position in its consolidated

financial statements.

- ii) The Group did not have any long-term contracts including derivative contracts for which there were any material foreseeable losses.
- iii) There has been no delay in amounts which were required to be transferred to the Investor Education and Protection Fund by the Group during the year
- iv)
 - a) The respective Managements of the Holding Company and its subsidiaries and associate which are companies incorporated in India, whose financial statements have been audited under the Act, have represented to us that, to the best of their knowledge and belief, no funds (which are material either individually or in the aggregate) have been advanced or loaned or invested (either from borrowed funds or share premium or any other sources or kind of funds) by the Company or its subsidiaries or its associate to or in any other person or entity, including foreign entity ("Intermediaries"), with the understanding, whether recorded in writing or otherwise, that the Intermediary shall, directly or indirectly lend or invest in other persons or entities identified in any manner whatsoever by or on behalf of the Company or its subsidiaries and associate ("Ultimate Beneficiaries") or provide any guarantee, security or the like on behalf of the Ultimate Beneficiaries.
 - b) The respective Managements of the Holding Company and its subsidiaries and associate which are companies incorporated in India, whose financial statements have been audited under the Act, have represented to us that, to the best of their knowledge and belief, no funds (which are material either individually or in the aggregate) have been received by the Company or its subsidiaries and associate from any person or entity, including foreign entity ("Funding Parties"), with the understanding, whether recorded in writing or otherwise, that the Company or its subsidiaries and associate shall, directly or indirectly, lend or invest in other persons or entities identified in any manner whatsoever by or on behalf of the Funding Party ("Ultimate Beneficiaries") or provide any guarantee, security or the like on behalf of the Ultimate Beneficiaries.
 - c) Based on the audit procedures that have been considered reasonable and appropriate in the circumstances performed by us on the Holding Company and its subsidiaries and associate which are companies incorporated in India whose financial statements have been audited under the Act, nothing has come to our notice that has caused us to believe that the representations under sub-clause (a) and (b) above, contain any material misstatement.
 - d) The dividend declared or paid during the year by the Group is in compliance with section 123 of the Companies Act, 2013.
- (x) Since requirement of maintenance of accounting software which has a feature of audit trail under Rule 3 of the Companies (Accounts) Rules, 2014 has been deferred from financial years commencing from 01 April 2022 to financial year commencing from 01 April 2023, reporting under Rule 11(g) of Companies (Audit and Auditors) Rules, 2014 is not applicable for the financial year ended 31 March 2023.

For B. Chakrabarti & Associates,
Chartered Accountants
Firm Registration No : 305048E

Dipankar Chakravarti
(Partner)
Membership No: 053402
UDIN: 23053402BGPYVQ3659

Place :- Kolkata
Date:- 19th Day of May, 2023

KKALPANA INDUSTRIES (INDIA) LIMITED

ANNEXURE 'A' TO THE INDEPENDENT AUDITOR'S REPORT

(Referred to in paragraph 1 under 'Report on Other Legal and Regulatory Requirements' section of our report to the Members of Kkalpana Industries (India) Ltd ("The Parent Company") of even date)

In terms of the information and explanations sought by us and given by the Holding Company and the books of account and records examined by us in the normal course of audit and to the best of our knowledge and belief and based on the consideration of report of respective auditors of the subsidiary companies and associates incorporated in India, we state that:

(xxi) There are no qualifications or adverse remarks by the respective auditors in their report on Companies (Auditors Report) Order, 2020 of the companies included in the consolidated financial statements.

For B. Chakrabarti & Associates,
Chartered Accountants
Firm Registration No : 305048E

Dipankar Chakravarti
(Partner)
Membership No: 053402
UDIN:: 23053402BGPYVQ3659

Place :- Kolkata

Date:- 19th Day of May, 2023

ANNEXURE - B TO THE INDEPENDENT AUDITOR'S REPORT

REPORT ON OTHER LEGAL AND REGULATORY REQUIREMENTS" SECTION OF OUR REPORT TO THE INDEPENDENT AUDITOR'S REPORT OF EVEN DATE ON THE CONSOLIDATED FINANCIAL STATEMENTS OF KKALPANA INDUSTRIES (INDIA) LIMITED.

Report on the Internal Financial Controls with reference to financial statement under Clause (i) of Sub-section 3 of Section 143 of the Companies Act, 2013 ("the Act")

We have audited the internal financial controls with reference to financial statement of Kkalpana Industries (India) Limited ("the Parent Company") as of March 31, 2023 in conjunction with our audit of the consolidated financial statements of the Company and its subsidiaries and associate for the year ended on that date.

Management's Responsibility for Internal Financial Controls

The Group management is responsible for establishing and maintaining internal financial controls based on the internal control with reference to financial statement criteria established by the Group considering the essential components of internal control stated in the Guidance Note on Audit of Internal Financial Controls Over Financial Reporting (Guidance Note) issued by the Institute of Chartered Accountants of India (ICAI). These responsibilities include the design, implementation and maintenance of adequate internal financial controls that were operating effectively for ensuring the orderly and efficient conduct of its business, including adherence to respective company's policies, the safeguarding of its assets, the prevention and detection of frauds and errors, the accuracy and completeness of the accounting records, and the timely preparation of reliable financial information, as required under the Companies Act, 2013.

Auditor's Responsibility

Our responsibility is to express an opinion on the Group internal financial controls with reference to financial statement based on our audit. We conducted our audit in accordance with the Guidance Note issued by ICAI and the Standards on auditing prescribed under Section 143(10) of the Companies Act, 2013, to the extent applicable to an audit of internal financial controls. Those Standards and the Guidance Note require that we comply with

ethical requirements and plan and perform the audit to obtain reasonable assurance about whether adequate internal financial controls with reference to financial statement was established and maintained and if such controls operated effectively in all material respects.

Our audit involves performing procedures to obtain audit evidence about the adequacy of the internal financial controls with reference to financial statement and their operating effectiveness. Our audit of internal financial controls with reference to financial statement included obtaining an understanding of internal financial controls with reference to financial statement, assessing the risk that a material weakness exists, and testing and evaluating the design and operating effectiveness of internal control based on the assessed risk. The procedures selected depend on the auditor's judgment, including the assessment of the risks of material misstatement of the financial statements, whether due to fraud or error.

We believe that the audit evidence we have obtained is sufficient and appropriate to provide a basis for our audit opinion on the Group's internal financial controls with reference to financial statement.

Meaning of Internal Financial Controls with reference to Financial Statement

A company's internal financial control with reference to financial statement is a process designed to provide reasonable assurance regarding the reliability of financial reporting and the preparation of financial statements for external purposes in accordance with generally accepted accounting principles. A company's internal financial control with reference to financial statement includes those policies and procedures that pertain to the maintenance of records that, in reasonable detail, accurately and fairly reflect the transactions and dispositions of the assets of the company; (2) provide reasonable assurance that transactions are recorded as necessary to permit preparation of financial statements in accordance with generally accepted accounting principles, and that receipts and expenditures of the company are being made only in accordance with authorizations of management and directors of the company; and (3) provide reasonable assurance regarding prevention or timely detection of unauthorized acquisition, use, or disposition of the company's assets that could have a material effect on the financial statements.

Limitations of Internal Financial Controls with reference to Financial Statement

Because of the inherent limitations of internal financial controls with reference to financial statement, including the possibility of collusion or improper management override of controls, material misstatements due to error or fraud may occur and not be detected. Also, projections of any evaluation of the internal financial controls with reference to financial statement to future periods are subject to the risk that the internal financial control with reference to financial statement may become inadequate because of changes in conditions, or that the degree of compliance with the policies or procedures may deteriorate.

Opinion

In our opinion, to the best of our information and according to the explanations given to us, the group has, in all material respects, an adequate internal financial controls system with reference to financial statement and such internal financial controls with reference to financial statement were operating effectively as at March 31, 2023, based on the internal control with reference to financial statement criteria established by the respective companies considering the essential components of internal control stated in the Guidance Note issued by ICAI.

**For B. Chakrabarti & Associates,
Chartered Accountants
Firm Registration No : 305048E**

**Dipankar Chakravarti
(Partner)
Membership No: 053402
UDIN: 23053402BGPYVQ3659**

**Place :- Kolkata
Date:- 19th Day of May, 2023**

KKALPANA INDUSTRIES (INDIA) LIMITED

AUDITED CONSOLIDATED BALANCE SHEET AS AT 31st MARCH, 2023

		(Rs in Lacs)	
	Note No.	As at 31st March, 2023	As at 31st March, 2022
A ASSETS			
1 Non-current Assets			
Property, Plant and Equipment	4	2,711.66	2,657.70
Capital Work-in-Progress	5	-	9.49
Investment Property	6	1,281.68	1,281.68
Other Intangible Assets	7	0.02	0.08
Right of Use - Lease	8	700.68	455.67
Financial Assets			
(i) Investments	9	226.10	243.44
(ii) Other Financial Assets	10	93.16	48.41
Other Non-Current Assets	11	11.25	10.67
		5,024.55	4,707.14
2 Current Assets			
Inventories	12	787.84	776.85
Financial Assets			
(i) Trade Receivables	13	1,512.55	832.51
(ii) Cash & Cash Equivalents	14	1,103.54	51.45
(iii) Other Financial Assets	10	270.66	464.47
Current Tax Assets (net)	15	146.67	-
Other Current Assets	16	811.48	408.83
		4,632.74	2,534.11
Total		9,657.29	7,241.25
B EQUITY & LIABILITIES			
1 Equity			
Equity Share Capital	17	1,881.46	1,881.46
Other Equity	18	1,645.04	1,475.96
		3,526.50	3,357.42
Non Controlling Interest		-	-
		3,526.50	3,357.42
2 Non Current Liabilities			
Financial Liabilities			
(i) Borrowings	19	4,613.00	1,867.50
(ii) Lease Liability	20	240.98	340.72
Deferred Tax Liabilities (net)	21	139.18	122.11
		4,993.16	2,330.33
3 Current Liabilities			
Financial Liabilities			
(ii) Lease Liability	20	95.55	98.10
(iii) Trade Payables	22		
- Micro & Small Enterprises		8.60	6.82
- Others		98.87	275.33
(iv) Other Financial Liabilities	23	127.84	456.62
Other Current Liabilities	24	785.03	568.83
Provisions	25	21.74	42.16
Current Tax Liabilities (net)	26	-	105.64
		1,137.63	1,553.50
Total		9,657.29	7,241.25

Significant Accounting Policies and other information

1-3

The accompanying notes form an integral part of the financial statements

This is the Balance Sheet referred to in our report of even date.

For B. Chakrabarti & Associates

Chartered Accountants

Firm Registration No:305048E

Dipankar Chakravarti

Partner

Membership No.053402

Date : 19th May, 2023

Place : Kolkata

For and on behalf of Board of Directors

Narrindra Suranna

(DIN: 00060127)

Chairman and Managing Director

Pranab Ranjan Mukherjee

(DIN: 00240758)

Whole Time Director

Ankita Karnani

(Membership No. ACS 33634)

Company Secretary

Indar Chand Dakalia

Chief Financial Officer

KKALPANA INDUSTRIES (INDIA) LIMITED

AUDITED CONSOLIDATED STATEMENT OF PROFIT AND LOSS FOR THE YEAR ENDED 31st MARCH, 2023

(Rs in Lacs)

	Note No.	As at 31st March, 2023	As at 31st March, 2022
I INCOME			
Revenue from Operations	27	27,220.64	4,016.15
Other Income	28	1,497.56	631.13
Total Income		28,718.20	4,647.28
II EXPENSES			
Cost of Materials Consumed	29	26,318.70	2,739.87
Changes in Inventories of Finished Goods & Work-in-Progress & Stock-in-Trade	30	(179.21)	(187.09)
Employee Benefits Expense	31	391.09	399.54
Finance Costs	32	558.58	33.57
Depreciation & Amortization Expense	4-7	245.62	294.65
Other Expenses	33	1,164.48	1,105.49
Total Expenses		28,499.26	4,386.03
III PROFIT BEFORE SHARE OF PROFIT/(LOSS) FROM INVESTMENT IN ASSOCIATE AND TAX		218.94	261.25
IV SHARE OF PROFIT/(LOSS) OF ASSOCIATE		(17.34)	(2.07)
V PROFIT BEFORE TAX		201.60	259.18
Tax expense	34		
Current tax		22.91	91.89
Deferred tax		11.86	(156.31)
Tax for earlier years		15.74	(177.91)
Total Tax expense		50.50	(242.33)
VI PROFIT FOR THE YEAR AFTER TAX		151.09	501.51
VII OTHER COMPREHENSIVE INCOME	35		
i Items that will not be classified to profit and loss		23.18	(0.50)
ii Income tax relating to items that will not be classified to profit and loss		(5.20)	0.17
Total Other Comprehensive Income For The Year		17.98	(0.34)
VI TOTAL COMPREHENSIVE INCOME FOR THE YEAR PROFIT/(LOSS) FOR THE YEAR		169.07	501.18
Attributable to			
Equity Holders of the Parent		151.09	2,383.99
Non Controlling Interest		-	-
		151.09	501.51
TOTAL COMPRHENSIVE INCOME FOR THE YEAR			
Attributable to			
Equity Holders of the Parent		169.07	501.18
Non Controlling Interest		-	-
		169.07	501.18
EARNING PER EQUITY SHARE			
(Face value of Rs 2/- each)			
Basic (Rs.)		0.16	0.53
Diluted (Rs.)		0.16	0.53

Significant Accounting Policies and other information

1-4

The accompanying notes form an integral part of the financial statements

This is the Statement of Profit & Loss referred to in our report of even date.

For B. Chakrabarti & Associates

Chartered Accountants

Firm Registration No:305048E

Dipankar Chakravarti

Partner

Membership No.053402

Date : 19th May, 2023

Place : Kolkata

For and on behalf of Board of Directors

Narrindra Suranna

(DIN: 00060127)

Chairman and Managing Director

Pranab Ranjan Mukherjee

(DIN: 00240758)

Whole Time Director

Ankita Karnani

(Membership No. ACS 33634)

Company Secretary

Indar Chand Dakalia

Chief Financial Officer

KKALPANA INDUSTRIES (INDIA) LIMITED

STATEMENT OF CASH FLOW FOR THE YEAR ENDED 31st MARCH 2023

(Rs in Lacs)

Particulars	CONSOLIDATED	
	2022-23 (Audited)	2021-22 (Audited)
A. CASH FLOW FROM OPERATING ACTIVITIES		
Profit before tax from continuing operations	218.95	261.25
Adjustment for:		
Depreciation & amortization expense	245.62	294.65
Loss/(Profit) on sale of fixed assets	(0.54)	-
Unwinding of Interest on security deposit	(2.58)	(1.98)
Finance cost	558.58	33.57
Interest income	(15.27)	-
Profit on disposal of Investment in Subsidiary	(0.50)	
Other comprehensive income	23.18	(0.50)
Liability no longer required/written back	(3.04)	
Notional rent on Security deposit	-	1.45
	805.46	327.19
Operating profit before Working Capital changes	1,024.41	588.43
Adjustments for Working Capital changes		
Decrease/(increase) in non current financial assets		
Other financial assets	18.29	(60.44)
Decrease/(increase) in other non current assets	(0.59)	(10.58)
Decrease/(increase) in inventories	(10.99)	(727.91)
Decrease/(increase) in current financial assets		
Trade receivables	(680.04)	247.03
Other financial assets	201.60	(293.31)
Decrease/(increase) in other current assets	(402.02)	(305.11)
Increase/(decrease) in non current provisions	-	(1.97)
Trade payables	(171.64)	270.26
Other financial liabilities	(322.94)	477.12
Increase/(decrease) in other current liabilities	216.21	550.99
Increase/(decrease) in short term provisions	(20.42)	38.02
	(1,172.55)	184.10
Cash generated from operations	(148.14)	772.53
(Tax paid) / refund received (net)	(290.95)	(320.56)
Net cash from operating activities	(439.09)	451.97
B. CASH FLOW FROM INVESTING ACTIVITIES		
Purchase of Property, Plant and Equipment, CWIP and Intangible assets	(171.61)	(441.99)
Sale proceeds of Property, Plant and Equipment	13.01	
Interest receipt on investments	(375.90)	
'Interest receipt on investments	4.62	
Increase in investment in Term deposit	(57.73)	(0.46)
Net cash generated / (used) from investing activities	(587.62)	(442.45)

STATEMENT OF CASH FLOW FOR THE YEAR ENDED 31st MARCH 2023

(Rs in Lacs)

Particulars	CONSOLIDATED	
	2022-23 (Audited)	2021-22 (Audited)
C. CASHFLOW FROM FINANCING ACTIVITIES		
Other Proceeds		214.00
Repayment of long term borrowings	2,745.50	
Payment of Lease Liability	(107.03)	(13.00)
Effect of exchange rate difference	-	(0.26)
Dividend paid	-	(188.15)
Finance cost	(559.67)	(16.58)
Net cash from financing activities	2,078.80	(3.99)
Net changes in Cash and Bank balances	1,052.09	5.54
Net Increase / (-) Decrease in Cash and Bank balances		
Balance at the end of the year	1,103.54	51.45
	-	
Balance at the beginning of the year	51.45	795.06
Add/Less: Amount adjusted pursuant to scheme of arrangement	-	(749.15)
Adjusted Balance at the beginning of Year	51.45	45.91
Net changes in Cash and Bank balances	1,052.09	5.54

For B. Chakrabarti & Associates

Chartered Accountants

Firm Registration No:305048E

Dipankar Chakravarti

Partner

Membership No.053402

Date : 19th May, 2023

Place : Kolkata

For and on behalf of Board of Directors

Narrindra Suranna
(DIN: 00060127)

Chairman and Managing Director

Ankita Karnani
(Membership No. ACS 33634)

Company Secretary

Pranab Ranjan Mukherjee
(DIN: 00240758)

Whole Time Director

Indar Chand Dakalia

Chief Financial Officer

KKALPANA INDUSTRIES (INDIA) LIMITED

CONSOLIDATED STATEMENT OF CHANGES IN EQUITY FOR THE YEAR ENDED 31st MARCH, 2023

(Rs. In lacs)

A. EQUITY SHARE CAPITAL (Refer Note No. 17)

Balance at the year beginning
Changes in equity share capital during the year
Balance at the year end

As at 31st March, 2022	As at 31st March, 2022
1,881.46	1,881.46
-	-
1,881.46	1,881.46

B. OTHER EQUITY (Refer Note No. 18)

For the year ended 31st March, 2023

Particulars	Reserve & Surplus				Other Comprehensive Income Remeasurement of defined benefit plan	Total
	Capital Reserve & Amalgamation Reserve	Securities Premium	General Reserve	Retained Earnings		
Balance as at 1st April, 2022	-	-	-	1,517.71	(41.75)	1,475.96
Add : For the Year	-	-	-	151.11	17.98	169.08
Balance as at 31st March, 2023	-	-	-	1,668.81	(23.77)	1,645.04

For the year ended 31st March, 2022

Particulars	Reserve & Surplus				Other Comprehensive Income Remeasurement of defined benefit plan	Total
	Capital Reserve & Amalgamation Reserve	Securities Premium	General Reserve	Retained Earnings		
Balance as at 1st April, 2021	852.96	5,322.45	3,400.00	25,375.85	(41.41)	34,909.86
Add: Amount adjusted pursuant to scheme of arrangement	(852.96)	(5,322.45)	(3,400.00)	(24,170.86)	-	(33,746.27)
Add: Investment amount adjusted pursuant to scheme of arrangement	-	-	-	(0.65)	-	(0.65)
Add : For the Year	-	-	-	501.51	(0.34)	501.17
Less: Equity Dividend for the year 2020-21	-	-	-	(188.15)	-	(188.15)
Balance as at 31st March, 2022	-	-	-	1,517.71	(41.75)	1,475.97

For B. Chakrabarti & Associates

Chartered Accountants

Firm Registration No:305048E

Dipankar Chakravarti

Partner

Membership No.053402

Date : 19th May, 2023

Place : Kolkata

For and on behalf of Board of Directors

Narrindra Suranna

(DIN: 00060127)

Chairman and Managing Director

Pranab Ranjan Mukherjee

(DIN: 00240758)

Whole Time Director

Ankita Karnani

(Membership No. ACS 33634)

Company Secretary

Indar Chand Dakalia

Chief Financial Officer

Notes to the consolidated financial statements for the year ended 31st March, 2023
1. COMPANY INFORMATION

Kkalpana Industries (India) Limited (the Company) was incorporated in India on 03rd of September 1985. The Company is domiciled in India whose shares are listed on the Bombay Stock Exchange (BSE) and Calcutta Stock Exchange (CSE). The registered office is located at BK Market 16A, Shakespeare Sarani, 4th Floor, Room No. 3, Kolkata - 700071. The Parent Company along with subsidiary is engaged in the business of different grades of plastic granules.

The consolidated financial statements of the Company for the year ended 31st March, 2023 were authorised for issue in accordance with a resolution of the Board of Directors as on 19th May, 2023.

Group Overview

The consolidated financial statements comprise financial statements of Kkalpana Industries (India) Limited, Parent Company and its subsidiary and its associate (herein referred as "The Group"). "It is incorporated under the Indian Companies Act, 1956 and its share are listed on the Bombay Stock Exchange".

Group Structure

Name of the Company	Country of Incorporation	% of share held by the Parent Company as at 31st March 2023	% of share held by the Parent Company as at 31st March 2022
<u>Subsidiary</u>			
Ddev Plastic Ltd.(up to 27.09.22)	India	0.00%	100.00%
Kkalpana Plastic Reprocess Industries Middleeast FZE	UAE	100.00%	100.00%
<u>Associates</u>			
Kkalpana Plastick Limited	India	36.23%	36.23%

2. BASIS OF PREPARATION OF CONSOLIDATED FINANCIAL STATEMENTS
2.1 Statement of Compliance

These consolidated financial statements have been prepared in accordance with the Indian Accounting Standards (hereinafter referred to as the 'Ind AS') as notified by Ministry of Corporate affairs pursuant to section 133 of the Companies Act, 2013 read with Rule 3 of the Companies (Indian Accounting Standards) Rules, 2015 and Companies (Indian Accounting Standards) Amendment Rules, 2016.

The consolidated financial statements have been prepared on accrual and going concern basis. The accounting policies are applied consistently to all the periods presented in the consolidated financial statements.

All assets and liabilities have been classified as current or non-current as per the Group's normal operating cycle and other criteria as set out in the Division II of Schedule III to the Companies Act, 2013. Based on the nature of products and the time between acquisition of assets for processing and their realisation in cash and cash equivalents, the Group has ascertained its operating cycle as 12 months for the purpose of current or non-current classification of assets and liabilities.

All amounts disclosed in the financial statements and notes have been rounded off to the nearest lakhs as per the requirement of Schedule III, unless otherwise stated.

2.2 Basis of Consolidation
A) Investment in Subsidiaries

Subsidiaries are all entities over which the group has control. Control is achieved when the Group is exposed, or has rights, to variable returns from its involvement with the investee and has the ability to effect those returns through its powers over the investee. Specifically, the Group controls an investee if and only if the Group has :

- Power over the investee (i.e. existing rights that give it the current ability to direct the relevant activities of the investee)
- Exposure or rights to variable returns from its involvement with the investee and,
- The ability to use its power over the investee to affect its return.

The Group re-assesses whether or not it control an investee if facts and circumstances indicate that there are changes to one or more of the three elements of controls. Consolidation of a subsidiary begins when the group obtains control over the subsidiary and ceases when the group loses control of the subsidiary.

Notes to the consolidated financial statements for the year ended 31st March, 2023

Specifically, income and expenses of a subsidiary acquired or disposed of during the year are included in the consolidated statement of profit or loss and other comprehensive income from the date the Parent Company gains control until the date when the Parent Company ceases to control the subsidiary

Profit or loss and each component of other comprehensive income are attributed to the owners of the Parent Company and to the non-controlling interests. Total comprehensive income of subsidiaries is attributed to the owners of the Parent Company and to the non-controlling interests even if this results in the non-controlling interests having a deficit balance.

Consolidation Procedure

a) Combine, on line by line basis like items of assets, liabilities, equity, income, expense and cash flows of the parent with those of its subsidiaries. For this purpose, income and expenses of the subsidiary are based on the amounts of the assets and liabilities recognised in the consolidated financial statements of the acquisition date.

b) Offset (eliminate) the carrying amount of the parent's investment in each subsidiary and the parent's portion of equity of each subsidiary. In other words, the excess of cost to the Group of its investment in subsidiaries, on the acquisition dates over and above the Group's share of equity in the subsidiaries, is recognized as 'Goodwill on Consolidation' being an asset in the consolidated financial statements. The said Goodwill is not amortised, however, it is tested for impairment at each Balance Sheet date and the impairment loss, if any, is provided for. On the other hand, where the share of equity in subsidiaries as on the date of investment is in excess of cost of investments of the Group, it is recognised as 'Capital Reserve' and shown under the head 'Reserves and Surplus' in the consolidated financial statements.

c) Eliminate in full intragroup assets and liabilities, equity, income, expenses and cash flows relating to transactions between entities of the group (profit or losses resulting from intra group transactions that are recognised in assets, such as inventory and fixed assets, are eliminated in full.)

d) Non-controlling interests in the net assets of consolidated subsidiaries is identified and presented in the consolidated Balance Sheet separately within equity.

Non-controlling interests in the net assets of consolidated subsidiaries consists of:

- (i) The amount of equity attributable to non-controlling interests at the date on which investment in a subsidiary is made; and
- (ii) The non-controlling interests share of movements in equity since the date parent subsidiary relationship came into existence.

e) Consolidated financial statements are prepared using uniform accounting policies for like transactions and other events in similar circumstances. If the member of the group uses accounting policies other than those adopted in the consolidated financial statements for like transactions and events in similar circumstances, appropriate adjustments are made to that group member's financial statements in preparing the consolidated financial statements to ensure conformity with the group's accounting policies.

B) Investment in Associates

An associate is an entity over which the Company has significant influence. Significant influence is the power to participate in the financial and operating policy decisions of the investee, but is not control or joint control over those policies.

The Group's investments in its associate are accounted for using the equity method. Under the equity method, the investment in an associate is initially recognised at cost. The carrying amount of the investment is adjusted to recognise changes in the Group's share of net assets of the associate since the acquisition date. Goodwill relating to the associate or joint venture is included in the carrying amount of the investment and is not tested for impairment individually.

The statement of profit and loss reflects the Group's share of the results of operations of the associate. Any change in OCI of those investees is presented as part of the Group's OCI. In addition where there has been a change recognised directly in the equity of the associate, the Group recognises its share of any changes, when applicable, in the statement of changes in equity. Unrealised gains and losses resulting from the transaction between the Group and the associate are eliminated to the extent of the interest in the associate.

2.3 Basis of Measurement

The consolidated financial statements have been prepared on a historical cost basis (which includes deemed cost as per Ind AS 101), except for the following assets and liabilities which have been measured at fair value:

- (i) Derivative financial instruments
- (ii) Certain financial assets and liabilities measured at fair value (refer accounting policy regarding financial instruments).
- (iii) Defined benefits plans - Plan assets measured at fair value

Notes to the consolidated financial statements for the year ended 31st March, 2023
2.4 Key Accounting Estimates And Judgements

The preparation of consolidated financial statements requires management to make judgments, estimates and assumptions in the application of accounting policies that affect the reported amounts of assets, liabilities, income and expenses. Actual results may differ from these estimates. Continuous evaluation is done on the estimation and judgments based on historical experience and other factors, including expectations of future events that are believed to be reasonable. Revisions to accounting estimates are recognised prospectively.

Information about critical judgments in applying accounting policies, as well as estimates and assumptions that have the most significant effect to the carrying amounts of assets and liabilities within the next financial year, are included in the following notes below :-

(i) Estimation of employee defined benefit obligations

Ind AS 19 requires the exercise of judgment in relation to various assumptions including future pay rises, inflation and discount rates and employee and pensioner demographics. The Group determines the assumptions in conjunction with its actuaries, and believes these assumptions to be in line with best practice, but the application of different assumptions could have a significant effect on the amounts reflected in the income statement, other comprehensive income and balance sheet. There may be also interdependency between some of the assumptions.

(ii) Estimation of current tax expenses

Significant judgments are involved in determining the provision for income taxes, including amount expected to be paid/recovered for uncertain tax positions. In assessing the realizability of deferred income tax assets, management considers whether some portion or all of the deferred income tax assets will not be realized. The ultimate realization of deferred income tax assets is dependent upon the generation of future taxable income during the periods in which the temporary differences become deductible.

Management considers the scheduled reversals of deferred income tax liabilities, projected future taxable income and tax planning strategies in making this assessment. Based on the level of historical taxable income and projections for future taxable income over the periods in which the deferred income tax assets are deductible, management believes that the company will realize the benefits of those deductible differences. The amount of the deferred income tax assets considered realizable, however, could be reduced in the near term if estimates of future taxable income during the carry forward period are reduced.

(iii) Property, plant and equipment

Property, plant and equipment represent a significant proportion of the asset base of the Company. The charge in respect of periodic depreciation is derived after determining an estimate of an asset's expected useful life and the expected residual value at the end of its life. The useful lives and residual values of Company's assets are determined by the management at the time the asset is acquired and reviewed periodically, including at each financial year end. The lives are based on historical experience with similar assets as well as anticipation of future events, which may impact their life, such as changes in technology.

(iv) Leases

Ind AS 116 requires lessees to determine the lease term as the non-cancellable period of a lease adjusted with any option to extend or terminate the lease, if the use of such option is reasonably certain. The Company makes an assessment on the expected lease term on a lease-by-lease basis and thereby assesses whether it is reasonably certain that any options to extend or terminate the contract will be exercised. In evaluating the lease term, the Company considers factors such as any significant leasehold improvements undertaken over the lease term, costs relating to the termination of the lease and the importance of the underlying asset to Company operations taking into account the location of the underlying asset and the availability of suitable alternatives. The lease term in future periods is reassessed to ensure that the lease term reflects the current economic circumstances. After considering current and future economic conditions, the Company has concluded that no changes are required to lease period relating to the existing lease contracts.

(v) Allowance for credit losses on receivable

The Group determines the allowance for credit losses based on historical loss experience adjusted to reflect current and estimated future economic conditions. The Group considered current and anticipated future economic conditions relating to industries the company deals with and the countries where it operates. In calculating expected credit loss, the Group has also considered credit reports and other related credit information for its customers to estimate the probability of default in future and has taken into account estimates of possible effect from the pandemic relating to COVID -19.

Notes to the consolidated financial statements for the year ended 31st March, 2023**3. SIGNIFICANT ACCOUNTING POLICIES****3.1 Revenue Recognition**

The Group recognizes revenue, whenever control over distinct goods or services is transferred to the customer; i.e. when the customer is able to direct the use of the transferred goods or services and obtains substantially all of the remaining benefits, provided a contract with enforceable rights and obligations exists and amongst others collectability of consideration is probable taking into account customer's creditworthiness.

Revenue is the transaction price the Group expects to be entitled to. In determining the transaction price, the Group considers effects of variable consideration, the existence of significant financing contracts, noncash consideration and consideration payable to the customer, if any. The Group considers whether there are other promises in the contract that are separate performance obligations to which the transaction price needs to be allocated (e.g. warranties etc.).

A) Variable Consideration

If the consideration in a contract includes a variable amount, the group estimates the amount of consideration to which it will be entitled to in exchange for transferring goods to the customer. The variable consideration is estimated at contract inception and constrained until it is highly probable that a significant reversal of revenue will not occur once associated uncertainties are resolved. Some contracts with the customers provide them with a right to return and volume rebates. The right to return and volume rebates gives rise to variable consideration.

The amount of variable consideration is calculated by either using the expected value or the most likely amount depending on which is expected to better predict the amount of variable consideration. Consideration is also adjusted for the time value of money if the period between the transfer of goods or services and the receipt of payment exceeds twelve months and there is a significant financing benefit either to the customer or the Group. If a contract contains more than one distinct good or service, the transaction price is allocated to each performance obligation based on relative stand-alone selling prices. If stand-alone selling prices are not observable, the Group reasonably estimates those.

Revenue is recognized for each performance obligation either at a point in time or over time.

B) Sale of goods

Revenues are recognized at a point in time when control of the goods passes to the buyer, usually upon either at the time of dispatch or delivery. In case of export sale, it is usually recognised based on the shipped-on board date as per bill of lading. Revenue from sale of goods is net of taxes and recovery of charges collected from customers like transport, packing etc.

C) Contract balances**Trade Receivables**

A receivable represents the Group's right to an amount of consideration that is unconditional (i.e. only a passage of time is required before payment of the consideration is due).

Contract liabilities

A contract liability is the obligation to transfer goods or services to a customer for which the Group has received consideration (or an amount of consideration is due) from the customer. If a customer pays consideration before the Group transfer goods and services to the customer, a contract liability is recognised when the payment is made or the payment is due, whichever is earlier. Contract liabilities are recognised as revenue when the Group performs under the contract.

Interest Income

Interest income is recognised using the effective interest rate, which is the rate that exactly discounts the estimated future cash payments or receipts through the expected life of the financial instrument or a shorter period, where appropriate, to the net carrying amount of the financial asset.

Dividend Income

Revenue is recognised when the right to receive the payment is established by the reporting date.

Notes to the consolidated financial statements for the year ended 31st March, 2023
Other Claims / Receipts

Insurance claims and other receipts including export incentives, where quantum of accruals cannot be ascertained with reasonable certainty, these receipts are accounted on receipt basis.

Commission Income

When the Company Acts in the capacity of an agent rather than as the principal in a transaction the revenue recognised is the net amount of the commission earned by the Group.

3.2 Property, Plant and Equipment

Property, Plant and Equipment is stated at acquisition cost net of accumulated depreciation and accumulated impairment losses (i.e. as per Cost Model), if any. Cost comprises purchase price including import duties and other non-refundable duties and taxes, borrowing cost if capitalization criteria are met and other directly attributable cost for bringing the Assets to its present location and condition.

The cost of replacing part of an item of Property, Plant and Equipment is recognised in the carrying amount of the item only when it is probable that future economic benefits embodied within the part will flow to the Group and the cost of the item/part can be measured reliably. All other repairs and maintenance are charged to the Statement of Profit and Loss during the period in which they are incurred.

When parts of an item of Property, Plant and Equipment have different useful lives, they are accounted for as separate items (major components) of property, plant and equipment.

Gains or losses arising on retirement or disposal of Property, Plant and Equipment are recognised in the Statement of Profit and Loss.

Property, Plant and Equipment which are not ready for intended use as on the date of Balance sheet are disclosed as "Capital Work-in-progress".

Items of Property, Plant and Equipment acquired through exchange of non-monetary assets are measured at fair value, unless the exchange transaction lacks commercial substance or the fair value of either the asset received or asset given up is not reliably measurable, in which case the asset exchanged is recorded at the carrying amount of the asset given up.

The Assets which are held for Sale shall be reclassified to Current Assets only if its carrying amount will be recovered principally through a sale transaction (within one year) rather than through continuing use.

Depreciation and Ammortization:-

Depreciation is provided on a pro-rata basis on the straight line method based on estimated useful life prescribed under Schedule II to the Companies Act, 2013.

Particulars	Years
Factory Building	30
Plant & Machinery	25
Electrical Installation	10
Lab Equipments	10
Furniture and Fixtures	10
Motor Car	8
Air Conditioner	15
Scooter, Moped and Cycle	10
Office Equipment	5
Computer	3

Notes to the consolidated financial statements for the year ended 31st March, 2023

Useful life of Plant and Machinery has been considered 25 years as against 15 years as prescribed in Schedule II of the Companies Act, 2013 which is based on the prevailing practices of the comparable industries and our past experience for last 30 years.

3.3 Intangible Assets

Separately purchased intangible assets are initially measured at cost. Subsequently, intangible assets are carried at cost less any accumulated amortisation and accumulated impairment losses, if any. The useful lives of intangible assets are assessed as either finite or indefinite. Finite-life intangible assets are amortised on a straight-line basis over the period of their expected useful lives.

The Tangible Assets are derecognised either when they are being disposed off or no future economic benefit is expected from its use or disposal, the difference net disposal proceeds and the carrying amount of Assets is recognised in the statement of Profit and Loss in the period of derecognition.

Intangible assets are amortised as follows:

Technical Know How and Computer Software is amortized over a period of 10 years except SAP, a new Enterprise Resource Planning (ERP) System which has been implemented and amortised during the year.

3.4 Non Current Assets held for Sale

Non-current assets or disposal groups comprising assets and liabilities are classified as 'held for sale' when all of the following criteria are met : (i) decision has been made to sell. (ii) the assets are available for immediate sale in its present condition (iii) the assets are being actively marketed and (iv) sale has been agreed or is expected to be concluded within 12 months of the Balance Sheet date.

Subsequently, such non-current assets and disposal groups classified as held for sale are measured at the lower of its carrying value and fair value less costs to sell. Non-current assets held for sale are not depreciated or amortised.

3.5 Investment Property

Investment Property comprises Free-Hold Lands that are held for Capital Appreciation as it has been held for a currently undetermined future use and are recognised at cost.

An Investment Property are derecognised either when they are disposed off or when they are permanently withdrawn from use and no future economic benefit is expected. The difference between the net disposal proceeds and the carrying amount of the asset is recognised in statement of profit and loss in the period of derecognition.

3.6 Lease

Accounting Policy

The Group as a lessee

The Group's lease asset classes primarily consist of leases for buildings and warehouses. The Group assesses whether a contract contains a lease, at inception of a contract. A contract is, or contains, a lease if the contract conveys the right to control the use of an identified asset for a period of time in exchange for consideration. To assess whether a contract conveys the right to control the use of an identified asset, the Group assesses whether:

- (i) the contract involves the use of an identified asset
- (ii) the Group has substantially all of the economic benefits from use of the asset through the period of the lease and
- (iii) the Group has the right to direct the use of the asset.

At the date of commencement of the lease, the Group recognizes a right-of-use asset ("ROU") and a corresponding lease liability for all lease arrangements in which it is a lessee, except for leases with a term of twelve months or less (short-term leases) and low value leases. For these short-term and low value leases, the Group recognizes the lease payments as an operating expense on a straight-line basis over the term of the lease.

Certain lease arrangements includes the options to extend or terminate the lease before the end of the lease term. ROU assets and lease liabilities includes these options when it is reasonably certain that they will be exercised.

The right-of-use assets are initially recognized at cost, which comprises the initial amount of the lease liability adjusted for any lease payments made at or prior to the commencement date of the lease plus any initial direct costs less any lease incentives. They are subsequently measured at cost less accumulated depreciation and impairment losses.

Notes to the consolidated financial statements for the year ended 31st March, 2023

Right-of-use assets are depreciated from the commencement date on a straight-line basis over the shorter of the lease term and useful life of the underlying asset. Right of use assets are evaluated for recoverability whenever events or changes in circumstances indicate that their carrying amounts may not be recoverable. For the purpose of impairment testing, the recoverable amount (i.e. the higher of the fair value less cost to sell and the value-in-use) is determined on an individual asset basis unless the asset does not generate cash flows that are largely independent of those from other assets. In such cases, the recoverable amount is determined for the Cash Generating Unit (CGU) to which the asset belongs.

The lease liability is initially measured at amortized cost at the present value of the future lease payments. The lease payments are discounted using the interest rate implicit in the lease or, if not readily determinable, using the incremental borrowing rates in the country of domicile of these leases. Lease liabilities are remeasured with a corresponding adjustment to the related right of use asset if the Group changes its assessment if whether it will exercise an extension or a termination option.

Lease liability and ROU asset have been separately presented in the Balance Sheet and lease payments have been classified as financing cash flows.

3.7 Impairment of non-financial assets

As at each balance sheet date, the Group assesses whether there is an indication that an asset may be impaired and also whether there is an indication of reversal of impairment loss recognised in the previous periods. If any indication exists, or when annual impairment testing for an asset is required, if any, the Group determines the recoverable amount and impairment loss is recognised when the carrying amount of an asset exceeds its recoverable amount.

Recoverable amount is determined:-

- a) In the case of an individual asset, at the higher of the fair value less cost to sell and the value in use ; and
- b) In the case of cash generating unit (a group of asset that generates identified, independent cash flow), at the higher of the cash generating unit's fair value less cost to sell and the value in use.

In assessing value in use, the estimated future cash flows are discounted to their present value using a pre-tax discounting rate that reflect the current market assessment of the time value of the money and the risk specific to the asset. In determining fair value less cost of disposal, recent market transaction is taken into account. If no such transaction can be identified, an appropriate valuation model is used. These calculations are corroborated by valuation multiples, quoted share prices for publicly traded companies or other available fair value indicators.

The Group bases its impairment calculation on detailed budgets and forecast calculations which are prepared separately for each of the Group's cash-generating units to which the individual assets are allocated. These budgets and forecast calculations are generally covering a period of five years. For longer periods, a long term growth rate is calculated and applied to project future cash flows after the fifth year.

3.8 Financial Instruments

A financial instrument is any contract that gives rise to a financial asset of one entity and a financial liability or equity instrument of another entity.

A) Financial Assets

Initial Recognition and measurement of Financial Assets

All financial assets are recognised initially at fair value plus or minus, in the case of financial assets not recorded at fair value through profit or loss, transaction costs that are attributable to the acquisition of the financial asset.

Financial assets are classified, at initial recognition, in the same manner as described in subsequent measurement.

Purchases or sales of financial assets that require delivery of assets within a time frame established by regulation or convention in the market place (regular way trades) are recognised on the trade date, i.e. the date the Group commits to purchase or sell the asset

Subsequent measurement

For purposes of subsequent measurement, financial assets are classified in four categories:

- (a) Financial assets at amortised cost
- (b) Financial assets at fair value through other comprehensive income (FVTOCI)
- (c) Financial assets at fair value through profit or loss (FVTPL)
- (d) Equity instruments measured at fair value through other comprehensive income (FVTOCI)

Notes to the consolidated financial statements for the year ended 31st March, 2023**(a) Financial assets at amortised cost**

A financial asset that meets the following two conditions is measured at amortised cost (net of any write down for impairment) unless the asset is designated at fair value through profit or loss under the fair value option.

i) Business model test : The objective of the Group's business model is to hold the financial asset to collect the contractual cash flows (rather than to sell the instrument prior to its contractual maturity to realize its fair value changes).

ii) Cash flow characteristics test : The contractual terms of the financial asset give rise on specified dates to cash flows that are solely payments of principal and interest on the principal amount outstanding.

After initial measurement, such financial assets are subsequently measured at amortised cost using the effective interest rate (EIR) method. Amortised cost is calculated by taking into account any discount or premium on acquisition and fees or costs that are an integral part of the EIR. The EIR amortisation is included in finance income in the profit or loss. The losses arising from impairment are recognised in the profit or loss.

Effective Interest Rate (EIR) method is a method of calculating the amortised cost of a debt instrument and of allocating interest income over the relevant period. The effective rate is the rate that exactly discounts estimated future cash receipts (including all fees and points paid or received that form an integral part of the effective interest rate, transaction costs and other premiums or discounts) through the expected life of the debt instrument or where appropriate, a shorter period to the net carrying amount on initial recognition

(b) Financial assets at fair value through other comprehensive income (FVTOCI)

A financial asset that meets the following two conditions is measured at fair value through other comprehensive income unless the asset is designated at fair value through profit or loss under the fair value option.

i) Business model test : The financial asset is held within a business model whose objective is achieved by both collecting contractual cash flows and selling financial assets.

ii) Cash flow characteristics test : The contractual terms of the financial asset give rise on specified dates to cash flows that are solely payments of principal and interest on the principal amount outstanding.

(c) Financial assets at fair value through profit or loss (FVTPL)

FVTPL is a residual category for financial assets. Any financial asset, which does not meet the criteria for categorization as at amortized cost or as FVTOCI, is classified as at FVTPL.

In addition, the Group may elect to designate a financial asset, which otherwise meets amortized cost or FVTOCI criteria, as at FVTPL. However, such election is allowed only if doing so reduces or eliminates a measurement or recognition inconsistency (referred to as 'accounting mismatch') that would otherwise arise from measuring financial assets and financial liabilities or recognising the gains or losses on them on different bases.

Financial assets included within the FVTPL category are measured at fair value with all changes recognized in the statement of profit and loss.

(d) Equity instruments measured at fair value through other comprehensive income (FVTOCI)

Equity instruments which are held for trading are classified as at FVTPL. For all other equity instruments, the Group may make an irrevocable election to present in other comprehensive income subsequent changes in the fair value. The Group makes such election on an instrument by instrument basis. The classification is made on initial recognition and is irrevocable.

If an equity investment is not held for trading, an irrecoverable election is made at initial recognition to measure it at fair value through other comprehensive income with only dividend income recognised in the statement of profit and loss.

If the Group decides to classify an equity instrument as at FVTOCI, then all fair value changes on the instrument, excluding dividends, are recognized in the OCI. There is no recycling of the amounts from other comprehensive income to statement of profit and loss, even on sale of investment. However, the Group may transfer the cumulative gain or loss within equity.

Equity instruments included within the FVTPL category are measured at fair value with all changes recognized in the statement of profit and loss.

Notes to the consolidated financial statements for the year ended 31st March, 2023

Derecognition

A financial asset (or, where applicable, a part of a financial asset or part of a group of similar financial assets) is primarily derecognised (i.e. removed from the Group's financial statement) when:

The rights to receive cash flows from the asset have expired, or

The Group has transferred its rights to receive cash flows from the asset or has assumed an obligation to pay the received cash flows in full without material delay to a third party under a 'pass-through' arrangement; and either:

(i) the Group has transferred substantially all the risks and rewards of the asset, or

(ii) the Group has neither transferred nor retained substantially all the risks and rewards of the asset, but has transferred control of the asset.

When the Group has transferred its rights to receive cash flows from an asset or has entered into a pass-through arrangement, it evaluates if and to what extent it has retained the risks and rewards of ownership. When it has neither transferred nor retained substantially all of the risks and rewards of the asset, nor transferred control of the asset, the Group continues to recognise the transferred asset to the extent of the Group's continuing involvement. In that case, the Group also recognises an associated liability. The transferred asset and the associated liability are measured on a basis that reflects the rights and obligations that the Group has retained.

Continuing involvement that takes the form of a guarantee over the transferred asset is measured at the lower of the original carrying amount of the asset and the maximum amount of consideration that the Group could be required to repay.

Write Off

An entity shall directly reduce the gross carrying amount of a Financial Asset when the entity has no reasonable expectation of recovering a financial asset in its entirety or for a portion thereof.

Impairment of financial assets

The Group applies expected credit losses (ECL) model for measurement and recognition of impairment loss on the following financial assets:

(a) Financial assets measured at amortised cost

(b) Financial assets measured at fair value through other comprehensive income (FVTOCI)

Expected Credit Losses are measured through either 12 month ECL or lifetime ECL and it is assessed as following:

For recognition of impairment loss on financial assets, the Group determines that whether there has been a significant increase in the credit risk since initial recognition. If credit risk has not increased significantly, 12-month ECL is used to provide for impairment loss. However, if credit risk has increased significantly, lifetime ECL is used. If, in the subsequent period, credit quality of the instrument improves, such that there is no longer a significant increase in credit risk since initial recognition, then the entity reverts to recognising impairment loss allowance based on 12-month ECL.

Lifetime ECL are the expected credit losses resulting from all possible default events over the expected life of a financial instrument. The 12-month ECL is a portion of the lifetime ECL which results from default events that are possible within 12 months after the reporting date.

The Group follows 'simplified approach' for recognition of impairment loss allowance on trade receivables

The application of simplified approach does not require the Group to track changes in credit risk. Rather, it recognises impairment loss allowance based on lifetime ECLs at each reporting date, right from its initial recognition.

The Group follows a provision matrix to determine impairment loss allowance on the portfolio of trade receivables. The provision matrix is based on its historical observed default rates over the expected life of the trade receivables and is adjusted for forward looking estimates. At every reporting date, the historical observed default rates are updated and changes in the forward looking estimates are analysed.

For assessing increase in credit risk and impairment loss, the Group combines financial instruments on the basis of shared credit risk characteristics with the objective of facilitating an analysis that is designed to enable significant increases in credit risk to be identified on a timely basis.

B) Financial liabilities

All financial liabilities are recognised initially at fair value and, in the case of loans and borrowings and payables, net of directly attributable transaction costs.

Notes to the consolidated financial statements for the year ended 31st March, 2023

The Group's financial liabilities include loans and borrowings, trade and other payables and derivative financial instruments.

Subsequent measurement

The measurement of financial liabilities depends on their classification, as described below:

(a) Financial liabilities at fair value through profit or loss

Financial liabilities at fair value through profit or loss include financial liabilities held for trading and financial liabilities designated upon initial recognition as at fair value through profit or loss.

Financial liabilities are classified as held for trading if they are incurred for the purpose of repurchasing in the near term. This category also includes derivative financial instruments entered into by the Group that are not designated as hedging instruments in hedge relationships as defined by Ind AS 109. Separated embedded derivatives are also classified as held for trading unless they are designated as effective hedging instruments.

Gains or losses on liabilities held for trading are recognised in the statement of profit and loss.

Financial liabilities designated upon initial recognition at fair value through profit or loss are designated as such at the initial date of recognition, and only if the criteria in Ind AS 109 are satisfied.

(b) Loans and borrowings

After initial recognition, interest-bearing loans and borrowings are subsequently measured at amortised cost using the effective interest rate (EIR) method. Gains and losses are recognised in statement of profit and loss when the liabilities are derecognised as well as through the EIR amortisation process.

Amortised cost is calculated by taking into account any discount or premium on acquisition and fees or costs that are an integral part of the EIR. The EIR amortisation is included as finance costs in the statement of profit and loss.

(c) Financial Guarantee Contracts

Financial guarantee contracts issued by the Group are those contracts that require a payment to be made to reimburse the holder for a loss it incurs because the specified debtor fails to make a payment when due in accordance with the terms of a debt instrument. Financial guarantee contracts are recognised initially as a liability at fair value, adjusted for transaction costs that are directly attributable to the issuance of the guarantee. Subsequently, the liability is measured at the higher of the amount of loss allowance determined as per impairment requirements of Ind AS 109 and the amount recognised less cumulative amortisation.

Derecognition

A financial liability is derecognised when the obligation under the liability is discharged or cancelled or expires. When an existing financial liability is replaced by another from the same lender on substantially different terms, or the terms of an existing liability are substantially modified, such an exchange or modification is treated as the derecognition of the original liability and the recognition of a new liability. The difference in the respective carrying amounts is recognised in the statement of profit and loss.

Offsetting of financial instruments

Financial assets and financial liabilities are offset and the net amount is reported in the balance sheet if there is a currently enforceable legal right to offset the recognised amounts and there is an intention to settle on a net basis, to realize the assets and settle the liabilities simultaneously.

Derivative financial instruments and hedge accounting

The Group enters into derivative contracts such as forward currency contract, option contract and cross currency and interest rate swaps to hedge foreign currency risks and interest rate risks. Such derivative financial instruments are initially recognised at fair value on the date on which a derivative contract is entered into and are subsequently re-measured at fair value. Derivatives are carried as financial assets when the fair value is positive and as financial liabilities when the fair value is negative.

Any gains or losses arising from changes in the fair value of derivatives are taken directly to profit or loss, except for the effective portion of cash flow hedges, which is recognised in other comprehensive income and later reclassified to statement of profit and loss when the hedge item affects profit or loss.

3.9 Cash and cash equivalents

Cash and cash equivalent in the balance sheet comprises cash in hand, cash at banks and short-term deposits with an original maturity of three months or less, which are subject to an insignificant risk of changes in value.

For the purpose of the statement of cash flows, cash and cash equivalents consist of cash in hand, cash at banks and short-term deposits, as defined above, net of outstanding bank overdrafts, if any, as they are considered an integral part of the cash management.

Notes to the consolidated financial statements for the year ended 31st March, 2023

3.10 Foreign currency Transactions

The Group's consolidated financial statements are presented in Indian Rupee (Rs.) which is also Group's functional currency.

Foreign currency transactions are recorded on initial recognition in the functional currency, using the exchange rates prevailing on the date of transaction. At each balance sheet date, foreign currency monetary items are reported using the closing exchange rate. Exchange rate differences that arise on settlement of monetary items or on translating of monetary items at each balance sheet reporting date at the closing rate are recognised as income or expense in the period in which they arise except exchange difference on monetary items that qualify as a hedging instrument in a cash flow hedge are recognised initially in OCI to the extent the hedge is effective.

Non-monetary items which are carried at historical cost denominated in a foreign currency are reported using the exchange rates prevailing at the date of the transaction. Non-monetary items measured at fair value in a foreign currency are reported using the exchange rates prevailing at the date when fair value is determined.

When a gain or loss on non-monetary items is recognised in OCI any exchange component of that gain / loss shall be recognised in OCI, conversely when a gain or loss on a non-monetary item is recognised in Profit / loss any exchange component of that gain/loss shall be recognised in Profit / Loss.

3.11 Fair Value Measurement

The Group measures financial instruments, such as, derivatives at fair value at each balance sheet date.

Fair value is the price that would be received to sell an asset or paid to transfer a liability in an orderly transaction between market participants at the measurement date. The fair value measurement is based on the presumption that the transaction to sell the asset or transfer the liability takes place either:

- (a) In the principal market for the asset or liability, or
- (b) In the absence of a principal market, in the most advantageous market for the asset or liability

The principal or the most advantageous market must be accessible by the Group.

The fair value of an asset or a liability is measured using the assumptions that market participants would use when pricing the asset or liability, assuming that market participants act in their economic best interest.

A fair value measurement of a non-financial asset takes into account a market participant's ability to generate economic benefits by using the asset in its highest and best use or by selling it to another market participant that would use the asset in its highest and best use.

The Group uses valuation techniques that are appropriate in the circumstances and for which sufficient data are available to measure fair value, maximising the use of relevant observable inputs and minimising the use of unobservable inputs.

All assets and liabilities for which fair value is measured or disclosed in the consolidated financial statements are categorised within the fair value hierarchy, described as follows, based on the lowest level input that is significant to the fair value measurement as a whole:

Level 1 — Quoted (unadjusted) market prices in active markets for identical assets or liabilities

Level 2 — Valuation techniques for which the lowest level input that is significant to the fair value measurement is directly or indirectly observable

Level 3 — Valuation techniques for which the lowest level input that is significant to the fair value measurement is unobservable

For assets and liabilities that are recognised in the consolidated financial statements on a recurring basis, the Group determines whether transfers have occurred between levels in the hierarchy by re-assessing categorisation (based on the lowest level input that is significant to the fair value measurement as a whole) at the end of each reporting period.

For the purpose of fair value disclosures, the Group has determined classes of assets and liabilities on the basis of the nature, characteristics and risks of the asset or liability and the level of the fair value hierarchy as explained above.

3.12 Inventories

Raw materials

Inventories are valued at cost or net realisable value whichever is lower. Cost is determined by using the Weighted average method. Net realisable value is the estimated selling price in the ordinary course of business, less the estimated costs of completion and the estimated costs necessary to make the sale.

Notes to the consolidated financial statements for the year ended 31st March, 2023

Finished Goods and Traded Goods

Inventories are valued at lower of cost and net realisable value. Finished goods include cost of conversion and other cost incurred for bringing the inventories to their present location and condition and Traded Goods includes purchase price and other cost incurred for bringing the inventories to their present location and condition.

Stores & Spareparts

Store and Spare Parts are valued at Cost.

3.13 Employee Benefits

Short Term Employee Benefits

Short term employee benefits are expensed as the related service is provided. A liability is recognised for the amount expected to be settled wholly before twelve months after the year end, if the Group has a present legal or constructive obligation to pay this amount as a result of past service provided by the employee and the obligation can be estimated reliably. It includes Salary, wages, paid annual leave.

Post Employment Benefits

Defined Contribution Plan

Retirement benefits in the form of contribution to Provident fund are defined contribution plans. The contributions are charged to the statement of profit and loss as and when due monthly and are paid to the Government administered Provident Fund towards which the Group has no further obligation beyond its monthly contribution. Superannuation benefit scheme is not existing in the Group.

Defined benefit plans

The Group operates defined benefit plan viz., gratuity. The costs of providing benefits under this plan are determined on the basis of actuarial valuation at each year-end. Actuarial valuation is carried out for the plan using the projected unit credit method.

Defined benefit costs are comprised of:

- a) service cost (including current service cost, past service cost, as well as gains and losses on curtailments and settlements);
- b) Net interest expense or income; and
- c) Re-measurement.

The Group presents the first two components of defined benefit costs in profit or loss in the line item 'Employee benefits expense'. Curtailment gains and losses are accounted for as past service costs. Re-measurement of net defined benefit liability/ asset pertaining to gratuity comprise actuarial gains/ losses (i.e. changes in the present value resulting from experience adjustments and effects of changes in actuarial assumptions) and is reflected immediately in the balance sheet with a charge or credit recognised in other comprehensive income in the period in which they occur. Remeasurement recognised in other comprehensive income is reflected immediately in retained earnings and is not reclassified to profit or loss.

3.14 Borrowing Cost

Borrowing costs that are directly attributable to the acquisition, construction or production of an asset that necessarily takes a substantial period of time to get ready for its intended use or sale are capitalised as part of the cost of the respective asset. All other borrowing costs are expensed in the period in which it is incurred.

Borrowing costs include interest expense calculated using the effective interest rate method as described in Ind AS 109- Financial Instruments, finance charges in respect of finance leases are recognised in accordance with Ind AS 116- Leases and exchange differences arising from foreign currency borrowings to the extent that they are regarded as an adjustment to interest costs.

3.15 Income Taxes

Income tax expense represents the sum of the tax currently payable and deferred tax. It is recognised in statement of profit and loss except to the extent that it relates to a business combination, or items recognised directly in equity or in other comprehensive income.

Current Tax

Current income tax represents the tax currently payable on the taxable income for the year and any adjustment to the tax in respect of the previous years. It is measured using tax rates enacted or substantively enacted at the reporting date.

Notes to the consolidated financial statements for the year ended 31st March, 2023

Deferred Tax

Deferred tax is provided using the balance sheet approach on temporary differences at the reporting date between the tax bases of assets and liabilities and their carrying amounts for financial reporting purposes at the reporting date.

The carrying amount of deferred tax assets is reviewed at each reporting date and reduced to the extent that it is no longer probable that sufficient taxable profit will be available to allow all or part of the deferred tax asset to be utilised. Unrecognised deferred tax assets are reassessed at each reporting date and are recognised to the extent that it has become probable that future taxable profits will allow the deferred tax asset to be recovered.

Deferred tax assets and liabilities are measured at the tax rates that are expected to apply in the year when the asset is realised or the liability is settled, based on tax rates (and tax laws) that have been enacted or substantively enacted at the reporting date.

Deferred tax relating to items recognised outside profit or loss is recognised outside the statement of profit and loss. Deferred tax items are recognised in correlation to the underlying transaction either in other comprehensive income or directly in equity.

Deferred tax assets and liabilities are offset only if:

- (i) entity has a legally enforceable right to set off current tax assets against current tax liabilities; and
- (ii) deferred tax assets and the deferred tax liabilities relate to the income taxes levied by the same taxation authority.

Current and deferred tax is recognised in the statement of profit and loss, except to the extent that it relates to items recognised in the Other Comprehensive Income or directly in equity. In this case, tax is also recognised in other comprehensive income or directly in equity, respectively.

3.16 Provisions, Contingent Liabilities and Contingent Assets

General

Provisions are recognised when the Group has a present obligation (legal or constructive) as a result of a past event, it is probable that an outflow of resources embodying economic benefits will be required to settle the obligation and a reliable estimate can be made of the amount of the obligation. When the Group expects some or all of a provision to be reimbursed, the reimbursement is recognised as a separate asset, but only when the reimbursement is virtually certain. The expense relating to a provision is presented in the statement of profit and loss net of any reimbursement.

If the effect of the time value of money is material, provisions are discounted using a current pre-tax rate that reflects, when appropriate, the risks specific to the liability. When discounting is used, the increase in the provision due to the passage of time is recognised as a finance cost.

Contingent Liabilities and Assets

Contingent Liabilities are not recognised but are disclosed in the notes. Contingent Assets are not recognised but disclosed in the consolidated financial statements when economic inflow is probable.

3.17 Earnings per Share

Basic earnings per share is calculated by dividing the net profit or loss for the period after deducting any attributable tax thereto for the period by the weighted average number of equity shares outstanding during the period. For the purpose of calculating diluted earnings per share, the net profit or loss for the period attributable to equity shareholders and the weighted average number of shares outstanding during the period is adjusted for the effects of all dilutive potential equity shares.

3.18 Current and Non-current Classification

The Group presents assets and liabilities in the balance sheet based on current/ non current classification.

An asset is current when:

- It is expected to be realised or intended to be sold or consumed in normal operating cycle (twelve months),
- It is held primarily for the purpose of trading,
- It is expected to be realised within twelve months after the reporting period,
- It is cash or cash equivalents unless restricted from being exchanged or used to settle a liability for at least twelve months after the reporting period.

All other assets are classified as non-current.

Notes to the consolidated financial statements for the year ended 31st March, 2023

A liability is current when:

- It is expected to be settled in normal operating cycle (twelve months),
- It is held primarily for the purpose of trading,
- It is due to be settled within twelve months after the reporting period,

Or

- There is no unconditional right to defer the settlement of the liability for at least twelve months after the reporting period.

All other liabilities are classified as non-current.

3.19 Business Combination

Business combinations, if any, are accounted for using the acquisition accounting method as at the date of the acquisition, which is the date at which control is transferred to the Group. The consideration transferred in the acquisition and the identifiable assets acquired and liabilities assumed are recognised at fair values on their acquisition date. Goodwill is initially measured at cost, being the excess of the aggregate of the consideration transferred and the amount recognised for non-controlling interests, and any previous interest held, over the net identifiable assets acquired and liabilities assumed. If the Goodwill computed as per IND AS 103 is negative, the acquirer needs to reassess the identification and measurement of the acquiree's identifiable assets, liabilities and contingent liabilities and the measurement of the cost of combination. If negative goodwill remains, this is recognised immediately in OCI and accumulated in equity as Capital Reserve. The Group recognises any non-controlling interests, and any previous interest held, over the net identifiable assets acquired and liabilities assumed. The Group recognises any non-controlling interest in the acquired entity on an acquisition-by-acquisition basis either at fair value or at the non-controlling interest's proportionate share of the acquired entity's net identifiable assets. Consideration transferred does not include amounts related to settlement of pre-existing relationships. Such amounts are recognised in the Statement of Profit and Loss.

Transaction costs are expensed as incurred, other than those incurred in relation to the issue of debt or equity securities. Any contingent consideration payable is measured at fair value at the acquisition date. Subsequent changes in the fair value of contingent consideration are recognised in the statement of Profit and Loss.

If there is an acquisition of an asset or a group of assets that does not constitute a business. In such cases the Group shall identify and recognise the individual identifiable assets acquired (including those assets that meet the definition of, and recognition criteria for, intangible assets in Ind AS 38, Intangible Assets) and liabilities assumed. The cost of the group shall be allocated to the individual identifiable assets and liabilities on the basis of their relative fair values at the date of purchase. Such a transaction or event does not give rise to goodwill.

04. Property Plant and Equipment

The title deeds of all the immovable Properties are in the name of the Company.

Details of Capital work-in-progress as at March 31, 2023 is as follows:

A.Capital Work In Progress

A.Capital Work In Progress

Projects in Progress

B. Project execution are modulated basic capacity requirement assessment on regular basis and all the projects are executed as per rolling annual plan.

Description

07. Other Intangible Assets

08. Right of Use - Lease

Other Notes to Note No 04 to 08

A1. There is no Assets pledged as security by the Company during the year.

(31st March, 2022: Rs.47.59 lacs)

B Disclosures for Investment Property

date of transition i.e. 1st April, 2016 on the basis of currently undermined future use.

B3. The Company has no restrictions on the realisability of its investment properties and no contractual obligations to purchase, construct or develop investment properties or for repairs, maintenance and enhancements.

B5. Since the Land at West Bengal are partial agricultural in nature, the management has not determined the Fair Market Value of these properties from the accredited independent valuer and hence the disclosure requirement of fair value has not been furnished.

Notes to the consolidated financial statements for the year ended 31st March, 2023

9

FINANCIAL ASSETS:- NON-CURRENT INVESTMENTS

Face Value Rs.

No. of Shares / Units

Amount

As at 31st March 2023

As at 31st March 2022

As at 31st March 2023

As at 31st March 2022

Equity Instruments - Fully paid up

Unquoted

(A) Others-At Fair Value Through Profit and Loss

(i) Panchawati Holiday Resorts Ltd.

10

9,400

9,400

-

-

Quoted

(a) Associate-At Cost

(i) Kkalpana Plastick Limited

10

2,002,920

2,002,920

226.10

243.44

(b) Others-At Fair Value Through Profit and Loss

(i) Bank of Baroda

10

1

1

-

-

(ii) Nicco Corporation Ltd.

2

826,194

826,194

-

-

Total Investments

226.10

243.44

Less: Provision for diminution in the value of Investments

-

-

Net Investments

226.10

243.44

Notes:

Aggregate carrying amount of Quoted Investments

226.10

243.44

Aggregate market value of Quoted Investments

230.34

684.00

10 FINANCIAL ASSETS - OTHERS	(Rs. In lacs)			
	Non Current		Current	
	As at 31st March 2023	As at 31st March 2022	As at 31st March 2023	As at 31st March 2022
Unsecured, considered good				
(a) Security Deposit	35.43	48.41	30.65	112.94
(b) Investment in Term Deposits (with remaining maturity of more than 12 months)	57.73	-	-	-
(c) Derivative Instruments				
Foreign Exchange Forward Contracts	-	-	-	161.46
(d) Others - Advances Recoverable from Employees	-	-	51.21	60.56
Others	-	-	178.15	129.51
(e) Interest Accrued	-	-	10.65	-
Total	93.16	48.41	270.66	464.47

11. OTHER NON CURRENT ASSETS	(Rs. In lacs)	
	31st March 2023	31st March 2022
(a) Capital Advances		
(i) Unsecured - considered good	11.25	10.67
Total	11.25	10.67

There are no advances to directors or other officers of the Company or any of them either severally or jointly with any other persons or advances to firms or private companies respectively in which any director is a partner or a director or a member.

Notes to the consolidated financial statements for the year ended 31st March, 2023
12. INVENTORIES

(As taken valued and certified by the management)
At Cost or NRV whichever is lower

(a) Raw materials

- In Stock

(b) Finished goods

- In Stock

(c) Stores and spares- at Cost

- In Stock

Total

As at 31st March 2023	As at 31st March 2022
368.12	558.61
377.38	198.17
42.34	20.08
787.84	776.85

- During the year ended 31st March 2023 and year ended 31st March 2022 no amount was recognised as an expense for the inventories carried at net realisable value.
- There is no Assets pledged as security by the Company during the year.
- Stores and Spares does not include machinery spares which can be used only in connection with an item of Property Plant and Equipement.

13. TRADE RECEIVABLES
(a) Unsecured, considered good
(i) Others

Less: Allowance for bad and doubtful debts

Total (Net of Provision)

As at 31st March 2023	As at 31st March 2022
1,545.97	865.93
1,545.97	865.93
33.42	33.42
1,512.55	832.51

- There are no debts due by directors or other officers of the Company or any of them either severally or jointly with any other persons or debts due by firms or private companies respectively in which any director is a partner or a director or a member.
- The Group has done the Impairment Assesement for Trade Receivables based on expected credit loss model considering the credit risk as significantly low. The Group has used a simplified approach based on a 12 months ECL. A provison matrix has been prepared based on historical credit loss experience adjusted as appropriate to reflect the current conditions and supportable forecast of future economic conditons. The Group has used the adjustment rate of 5% for worsening of future economic conditons.
- **Ageing for Trade Receivables - Current Outstandings as at 31st March,2023 is as follows :-**

Particulars	Not Due	Outstanding for following periods from due date of payment					Total
		Less than 6 months	6 months - 1 year	1 year - 2 year	2 year - 3 year	More than 3 year	
Trade Receivables							
Undisputed trade receivable-considerd good	1,456.45	42.41	25.66	3.93	7.53	9.99	1,545.97
Undisputed trade receivable-Which have significant increase in credit risk	-	-	-	-	-	-	-
Undisputed trade receivable-credit impaired	-	-	-	-	-	-	-
Disputed trade receivable-Considered good	-	-	-	-	-	-	-
Disputed trade receivable-Which have significant increase in credit risk	-	-	-	-	-	-	-
Disputed trade receivable-credit impaired	-	-	-	-	-	-	-
Total	1,456.45	42.41	25.66	3.93	7.53	9.99	1,545.97
Less: Allowances for doubtful trade receivable							33.42
Grand Total							1,512.55

Notes to the consolidated financial statements for the year ended 31st March, 2023

- Ageing for Trade Receivables - Current Outstandings as at 31st March, 2022 is as follows :-

Particulars	Not Due	Outstanding for following periods from due date of payment					Total
		Less than 6 months	6 months-1 year	1 year -2 year	2 year -3 year	More than 3 year	
Trade Receivables							
Undisputed trade receivable-considerd good	283.98	512.18	42.02	8.16	8.12	11.46	865.93
Undisputed trade receivable-Which have significant increase in credit risk	-	-	-	-	-	-	-
Undisputed trade receivable-credit impaired	-	-	-	-	-	-	-
Disputed trade receivable-Considered good	-	-	-	-	-	-	-
Disputed trade receivable-Which have significant increase in credit risk	-	-	-	-	-	-	-
Disputed trade receivable-credit impaired	-	-	-	-	-	-	-
Total	283.98	512.18	42.02	8.16	8.12	11.46	865.93
Less: Allowances for doubtful trade receivable							33.42
Grand Total							832.51

14. CASH & CASH EQUIVALENTS

- (a) Balance with banks:
 - (i) In Current Accounts
 - (ii) In Deposit with Original Maturity of less than 3 months
- (b) Cash in hand (As certified by the management)
- (c) Other Bank Balance
 - (i) Unpaid Dividend account
 - (ii) Deposits with more than 3 months initial maturity
- Total**

As at 31st March 2023	As at 31st March 2022
238.00	28.08
602.21	-
12.25	14.31
9.00	9.06
242.08	
1,103.54	51.45

15. Current Tax Assets (Net)

Unsecured, Considered Good
- Advance Income Tax (Net of Provisions)

As at 31st March 2023	As at 31st March 2022
146.67	-
146.67	-

16. OTHER CURRENT ASSETS

- (a) Other Advances
 - Unsecured, considered good
 - (i) Balances with government departments
 - (ii) Advance to Suppliers
- (b) Prepaid Expenses

Total (Net of Provision)

As at 31st March 2023	As at 31st March 2022
70.22	74.09
708.87	291.25
32.39	43.49
811.48	408.83

There are no advances to directors or other officers of the Company or any of them either severally or jointly with any other persons or advances to firms or private companies respectively in which any director is a partner or a director or a member.

KKALPANA INDUSTRIES (INDIA) LIMITED

Notes to the consolidated financial statements for the year ended 31st March, 2023

17. EQUITY SHARE CAPITAL (Refer Statement of Changes in Equity)

Authorised Shares

153,000,000 (Previous Year: 153,000,000) Shares of Rs. 2 each

Issued, Subscribed and Paid Up

940,72,930 (Previous Year: 940,72,930) Equity Shares of Rs.2 each

As at 31st March 2023	As at 31st March 2022
3,060.00	3,060.00
3,060.00	3,060.00
1,881.46	1,881.46
1,881.46	1,881.46

(a) Reconciliation of the number of shares outstanding at the beginning and at the end of the reporting period

Particulars	As at 31st March 2023		As at 31st March 2022	
	No. of Shares	Amount (Rs. In lacs)	No. of Shares	Amount (Rs. In lacs)
Equity Shares outstanding at the beginning of the year	94,072,930	1,881.46	94,072,930	1,881.46
Equity Shares issued during the year	-	-	-	-
Equity Shares bought back during the year	-	-	-	-
Equity Shares outstanding at the end of the year	94,072,930	1,881.46	94,072,930	1,881.46

(b) Terms/ Rights attached to Equity Shares

The Company has issued only one class of equity shares having a par value of Rs. 2 per share. Each equity shareholder is entitled to one vote per share. The Company had declared and paid dividends (if any) in Indian rupee . In event of liquidation of the Company, the holders of equity shares will be entitled to receive remaining assets of the Company, after distribution of all preferential amounts in proportion of their shareholding.

(c) Details of shareholders holding more than 5% shares in the Company

Sl. No.	Name of the Shareholders	As at 31st March 2023		As at 31st March 2022	
		No. of Shares held	% of Holding	No. of Shares held	% of Holding
1	Bbigplas Poly Pvt Ltd.	69,641,685	74.03	69,641,685	74.03
2	Almond PolyTraders Pvt Ltd	7,750,000	8.24	7,750,000	8.24

(d) Details of shareholding of Promoters & Promoter Group

Sl. No.	Name of the Promoters & Promoter Group	As at 31st March 2023		As at 31st March 2022		% Change during the Year
		No. of Shares held	% of Holding	No. of Shares held	% of Holding	
1	Late Surendra Kumar Surana	3,505	0.004%	3,505	0.004%	-
2	Narrindra Suranna	500	0.001%	500	0.001%	-
3	Ddev Surana	683,850	0.727%	683,850	0.727%	-
4	Tara Devi Surana	75,505	0.080%	75,505	0.080%	-
5	Sarla Surana	500	0.001%	500	0.000%	-
6	Bbigplas Poly Pvt Ltd	69,641,685	74.029%	69,641,685	74.029%	-

(e) The Company for the Period of five year immediately preceding the reporting date has not:

- Allotted any class of shares as fully paid pursuant to contract(s) without payment being received in cash.
- Allotted fully paid shares by way of bonus shares.
- Bought Back of any class of shares

Notes to the consolidated financial statements for the year ended 31st March, 2023
18. OTHER EQUITY (Refer Statement of Changes in Equity)
(a) Security Premium

This reserves are used to record the premium on issue of shares. The reserve would be utilized in accordance with the provisions of the Act.

	As at 31st March 2023	As at 31st March 2022
As per Last Financial Statement	-	5,322.45
Add/Less: Amount adjusted pursuant to scheme of arrangement	-	(5,322.45)
Add: During the year	-	-
	-	-

(b) Capital Reserve and Amalgamation Reserve

As per Last Financial Statement
Add/Less: Amount adjusted pursuant to scheme of arrangement
Add: During the year

	As at 31st March 2023	As at 31st March 2022
As per Last Financial Statement	-	852.96
Add/Less: Amount adjusted pursuant to scheme of arrangement	-	(852.96)
Add: During the year	-	-
	-	-

(c) General Reserve

The General reserve is created by way of transfer of profits from retained earnings for appropriation purposes. This reserve is utilised in accordance with the provisions of the Act.

	As at 31st March 2023	As at 31st March 2022
As per Last Financial Statement	-	3,400.00
Add/Less: Amount adjusted pursuant to scheme of arrangement	-	(3,400.00)
Add: During the year	-	-
	-	-

(d) Retained Earnings

Retained earnings are the profits that the Company has earned till date, less any transfers to general reserve, dividends or other distributions paid to shareholders.

	As at 31st March 2023	As at 31st March 2022
As per Last Financial Statement	1,517.71	25,375.85
Add/Less: Amount adjusted pursuant to scheme of arrangement	-	(24,170.86)
Add/Less: Amount adjusted pursuant to scheme of arrangement(Investment)	-	(0.65)
Less: Equity Dividend	-	(188.15)
Add: During the year	151.11	501.51
	-	-
	1,668.81	1,517.71

(e) Other Comprehensive Income

As per Last Financial Statement
Add: During the year

	As at 31st March 2023	As at 31st March 2022
As per Last Financial Statement	(41.75)	(41.41)
Add: During the year	17.98	(0.34)
	(23.77)	(41.75)
	1,645.04	1,475.96

Total Reserves (a+b+c+d+e+f)

KKALPANA INDUSTRIES (INDIA) LIMITED

Notes to the consolidated financial statements for the year ended 31st March, 2023

19. LONG TERM BORROWINGS

Unsecured

- (a) Long term loan
-Related Party
Total

Non Current		Current *	
As at 31st March 2023	As at 31st March 2022	As at 31st March 2023	As at 31st March 2022
4,613.00	1,867.50	-	-
4,613.00	1,867.50	-	-

Details of terms of repayment of long term borrowings

Long term borrowings	Terms of Repayment	Maturity Date & Interest Rate	Loan Taken Date
<u>Unsecured</u>			
(a) Long term loan/deposits			
RELATED PARTY			
Bbigplas Poly Pvt. Ltd.	Repayable on Demand after 30th March 2027	11% from 31st March 2022 to 30th March 2027	

20. FINANCE LEASE LIABILITY

- (i) From Others

Non Current		Current *	
As at 31st March 2023	As at 31st March, 2022	As at 31st March 2023	As at 31st March, 2022
240.98	340.72	95.55	98.10
240.98	340.72	95.55	98.10

21. DEFERRED TAX LIABILITIES (NET)

(a) Liabilities :

- Depreciation and ammortization expenses
Items under financial assets and financial liabilities giving temporary differences

Total (a)

(b) Assets :

- Items under financial assets and financial liabilities giving temporary differences
Provision for doubtful debts & obsolescence

Total (b)

Net Liability (a-b)

As at 31st March 2023	As at 31st March 2022
159.74	180.29
6.48	4.24
166.22	184.53
18.63	54.00
8.41	8.41
27.04	62.42
139.18	122.11

Reconciliation of Deferred Tax Assets/ Liabilites (Net):

- Opening balance as at the beginning of the Year
Less: Amount adjusted pursuant to scheme of arrangement
Tax (benefit) / expense during the period recognised in profit or loss
Tax impact on items of Other Comprehensive income that will not be classified to profit & loss
Closing balance as at the end of the Year

As at 31st March 2023	As at 31st March 2022
122.11	2,547.27
-	(2,268.68)
11.86	(156.31)
5.20	(0.17)
139.18	122.11

Notes to the consolidated financial statements for the year ended 31st March, 2023
22. TRADE PAYABLES

	As at 31st March 2023	As at 31st March 2022
(a) Micro & Small Enterprises	8.60	6.82
(b) Others		
Acceptances secured *		-
Sundry Creditors for goods	36.89	81.95
Sundry Creditors for expenses	61.98	193.38
Total	107.48	282.15

Total

Micro enterprises and Small enterprises under the Micro, Small and Medium Enterprises Development Act, 2006 have been determined based on the confirmations received in response to intimation in this regard sent to the suppliers. Interest in terms of Section 16 of Micro, Small and Medium Enterprises Development Act, 2006 due and remaining unpaid as at March 31, 2023 – Rs 0.08 lacs.

Ageing for trade payables outstanding as at March 31, 2023 is as follows:

Particulars	Not due	Outstanding for following periods from due date of payment				Total
		Less than 1 year	1-2 years	2-3 years	More than 3 years	
Trade payables						
MSME*	4.79	3.81	-	-	-	8.60
Others	42.80	56.08	-	-	-	98.88
Disputed dues - MSME*	-	-	-	-	-	-
Disputed dues - Others	-	-	-	-	-	-
Total	47.59	59.88	-	-	-	107.48
Accrued expenses	-					-
Grand Total						107.48

Ageing for trade payables outstanding as at March 31, 2022 is as follows:

Particulars	Not due	Outstanding for following periods from due date of payment				Total
		Less than 1 year	1-2 years	2-3 years	More than 3 years	
Trade payables						
MSME*	3.43	3.39	-	-	-	6.82
Others	275.16	0.17	-	-	-	275.33
Disputed dues - MSME*	-	-	-	-	-	-
Disputed dues - Others	-	-	-	-	-	-
Total	278.59	3.56	-	-	-	282.15
Accrued expenses	-					-
Grand Total						282.15

*MSME as per the Micro, Small and Medium Enterprises Development Act, 2006.

23. CURRENT FINANCIAL LIABILITIES-OTHER

	As at 31st March 2023	As at 31st March 2022
(a) Interest payable on Unsecured Loan	10.93	16.76
(b) Unpaid dividends *	9.00	9.06
(c) Others		
(i) Creditors for Capital Goods	17.63	216.34
(ii) Other Liability	90.28	214.46
Total	127.84	456.62

* There is no amount due & outstanding to be credited to the Investor Education & Protection Fund.

KKALPANA INDUSTRIES (INDIA) LIMITED

Notes to the consolidated financial statements for the year ended 31st March, 2023

24. OTHER CURRENT LIABILITIES

	As at 31st March 2023	As at 31st March 2022
(a) Advance payments from customers		
(i) Others	75.41	44.21
(ii) Related Party	691.02	507.90
(b) Other payables		
(i) Statutory dues	18.61	16.72
Total	785.03	568.83

25. SHORT TERM PROVISIONS

	As at 31st March 2023	As at 31st March 2022
(a) Employee benefits		
Leave encashment (unfunded)	13.14	10.20
Gratuity (Refer Note no.39(b))	8.59	31.96
Total	21.74	42.16

26. CURRENT TAX LIABILITIES (NET)

	As at 31st March 2023	As at 31st March 2022
Income Tax (Net of Payments)	-	105.63
	-	105.63

27 REVENUE FROM OPERATIONS

(a) Sale of Products

	For the Year 2022-23	For the Year 2021-22
(i) Polyethylene	21,132.45	3,978.55
(ii) Others	6,088.19	37.60
Total	27,220.64	4,016.15

28 OTHER INCOME

	For the Year 2022-23	For the Year 2021-22
(a) Interest income	15.27	-
(b) Profit on Sale of Assets	0.54	-
(c) Exchange difference other than considered as finance cost (net)	-	40.95
(d) Export Incentive	23.82	-
(e) Unwinding of Interest on security deposit	2.58	1.98
(f) Fair Value gain or (losses) on derivatives	-	138.66
(g) Profit on disposal of Investment in subsidiary	0.50	449.54
(h) Liability Written back/ No longer required	3.04	-
(i) Other Miscellaneous Income	1,451.82	-
Total	1,497.56	631.13

29 COST OF MATERIALS CONSUMED

	For the Year 2022-23	For the Year 2021-22
Inventory at the beginning of the year	558.61	19,182.93
Add/Less: Amount adjusted pursuant to scheme of arrangement	-	(19,111.11)
Add: Purchases during the year	26,128.21	3,226.65
Less: Raw Material at the end of the Year	368.12	558.61

Total Cost of Material Consumed

	26,318.70	2,739.87
--	------------------	-----------------

Details of Raw Material Consumed

	For the Year 2022-23	For the Year 2021-22
LLDPE/ LDPE	18,565.69	364.06
PVC Resin	-	-
Plastic Scrap	1,523.91	2,234.33
Other items	6,229.10	141.47
	26,318.70	2,739.87

Notes to the consolidated financial statements for the year ended 31st March, 2023
30 CHANGES IN INVENTORIES OF FINISHED GOODS & STOCK IN TRADE

	For the Year 2022-23	For the Year 2021-22
(a) Stocks at the beginning of the year		
Finished goods	198.17	3,067.83
Less: Amount adjusted pursuant to scheme of arrangement	-	(3,056.75)
(b) Less: Stocks at the end of the year		
Finished goods	377.38	198.17
Total	(179.21)	(187.09)

31 EMPLOYEE BENEFITS EXPENSE

	For the Year 2022-23	For the Year 2021-22
(a) Salaries, Wages, Bonus and Gratuity	373.61	382.08
(b) Contribution to Provident and other funds	6.43	6.03
(c) Workmen and staff welfare expenses	11.05	11.43
Total	391.09	399.54

32 FINANCE COSTS

	For the Year 2022-23	For the Year 2021-22
(a) Interest expense		
(i) To Banks	31.46	11.55
(ii) To Others	516.51	-
(b) Other borrowing costs	5.86	21.78
(c) Unwinding of Interest	4.74	0.25
Total	558.58	33.57

33 OTHER EXPENSES

	For the Year 2022-23	For the Year 2021-22
(a) Consumption of Stores and Spare Parts	76.74	51.09
(b) Power & Fuel	389.16	387.85
(c) Rent (Refer Note No. 52)	73.52	63.77
(d) Repair & Maintenance - Building	110.96	183.91
(e) Repair & Maintenance - Machinery	41.69	114.20
(f) Repair & Maintenance - Others	74.71	25.55
(g) Insurance Charges	23.34	25.34
(h) Rates & Taxes	15.51	7.12
(i) Payments to Auditors (Refer Note (i) below)	2.33	5.02
(j) Directors' Fees	5.25	3.50
(k) Selling & Distribution Expenses	62.83	59.07
(l) Security Charges	31.41	36.30
(m) Professional & Consultancy Charges	42.38	7.37
(n) Exchange difference other than considered as finance cost (net)	93.36	-
(o) CSR expenses (Refer Note No. 38)	-	73.50
(p) Miscellaneous expenses	121.30	61.90
Total	1,164.48	1,105.49

Refer Note :- (i)

Auditors' remuneration and expenses

Audit fees	2.08	4.37
Tax audit fees	0.25	0.65
Fees for other services	-	-
	2.33	5.02

KKALPANA INDUSTRIES (INDIA) LIMITED

Notes to the consolidated financial statements for the year ended 31st March, 2023

34 Income Tax

I Income tax related to items charged or credited directly to profit or loss during the year:

(a) Statement of profit and loss

- (i) Current Income Tax
- (ii) Deferred Tax expense/ (benefit)
- (iii) Tax for earlier years

(b) Other Comprehensive Income

- (i) Deferred Tax related to items recognised in OCI during the year:
 - Net expense/(benefit) on remeasurements of defined benefit plans

Total (a+b)

For the Year 2022-23	For the Year 2021-22
22.91	91.89
11.86	(156.31)
15.74	(177.91)
50.50	(242.33)
(5.20)	0.17
(5.20)	0.17
45.30	(242.17)

II Reconciliation of tax expense and the accounting profit multiplied by India's domestic tax rate for 31st March 2023 and 31st March 2022:

Accounting profit before income tax as per Ind AS	201.61	259.17
At Income tax rate of 25.168% (31st March 2022: 25.168%)	50.74	65.23
Tax effect of items that are not deductible for tax purpose	10.19	15.39
Deferred Tax recognised in OCI	5.20	-
Tax for Earlier Years	15.74	(177.91)
Others	(35.97)	(152.36)
Differential Tax Impact in Subsidiary and Associates	9.81	7.16
At the effective income tax rate	55.71	(242.50)
Income tax expense reported in the statement of profit and loss	55.71	(242.50)
Difference	-	-

35 Other Comprehensive Income

- i Items that will not be classified to profit and loss
 - Remeasurement gain/ (losses) on defined benefit plans
 - ii Income tax relating to items that will not be classified to profit and loss
 - Remeasurement gain/ (losses) on defined benefit plans
- Total**

For the Year 2022-23	For the Year 2021-22
23.18	(0.50)
(5.20)	0.17
17.98	(0.34)

Notes to the consolidated financial statements for the year ended 31st March, 2023
36 OTHER NOTES FORMING PART OF THE FINANCIAL STATEMENTS
(Rs. In lacs)
Contingent liabilities & Commitments
A Not Provided for:-

- (a) Claims against the Group not acknowledged as
 - Demand raised by following authorities in dispute:
 (i) Income tax matters

B Bank Gurantee
C Capital Commitments

Estimated Value of contracts in Capital account remaining to be executed and not provided for (Net of advances)

D Other Commitments

Letter of Credit

As at 31st March, 2023	As at 31st March, 2022
1243.22	489.34
234.43	234.43
-	47.59
570.94	305.39

37 DETAILS OF LOANS GIVEN, INVESTMENTS MADE AND GUARANTEE GIVEN COVERED U/S 186(4) OF THE COMPANIES ACT, 2013
A. Loan Given

There are no loans given by the Group.

B. Investment Made

There are no investments by the Group other than those stated under Note No. 9 in the financial statements.

C. Securities Given

There is no security given during the year.

38 DISCLOSURE ON CORPORATE SOCIAL RESPONSIBILITY EXPENSES

- (a) Gross amount required to be spent by the Group during the year in pursuance to the provisions of Section 135 of the Companies Act, 2013 and rules made thereunder : Rs. NIL (PY Rs. 73.50 lacs).
 (b) Amount unspent as at 31.3.2023 Rs. Nil (P.Y 31.3.2022 Rs. Nil)
 (c) Amount spent during the year 2022-23 (if any) are shown under Other Expenses in the Statement of Profit and Loss (Refer Note No. 33):

Sl. No. Particulars

- (i) Spent during the year
 (a) On construction/ acquisition of any asset
 (b) On purpose other than (a) as mentioned above
 (ii) Yet to Spend
Total

(Rs. In lacs)	
As at 31st March, 2023	As at 31st March, 2022
-	-
-	73.50
-	-
-	73.50

39 DISCLOSURES AS REQUIRED BY IND AS 19, EMPLOYEE BENEFITS
(a) Defined contribution plans:

Contribution to defined contribution plan, recognised as expense for the year as under:

- (i) Employer's contribution to Government Provident Fund, Pension Fund & ESI
 Total

As at 31st March, 2023	As at 31st March, 2022
6.43	6.03
6.43	6.03

Notes to the consolidated financial statements for the year ended 31st March, 2023
(b) Defined benefit plan:
Gratuity

The Employee's Gratuity Fund Scheme, which is defined benefit plan, is managed by Trust maintained with Life Insurance Corporation of India. The liabilities with respect to Gratuity Plan are determined by actuarial valuation on projected unit credit method on the balance sheet date, based upon which the Group contributes to the Group Gratuity Scheme. The difference, if any, between the actuarial valuation of the gratuity of employees at the year end and the balance of funds with Life Insurance Corporation of India, is provided for as assets/ (liability) in the books. Actuarial gains/ (losses) for defined benefit plans are recognised in full and are immediately taken to the statement of profit and loss and Other Comprehensive Income accordingly as per Actuarial Valuation Report.. The Gratuity Plan provides a lump sum payment to vested employees at retirement, death, incapacitation or termination of employment, of an amount equivalent to 15 to 30 days' salary for each completed year of service . Vesting occurs upon completion of five continuous years of service in accordance with Indian law. The gratuity fund is separately administered by a Gratuity Fund Trust.

I Following information are based on report of actuary for employee benefit expenses

	Gratuity (Funded)	
	As at 31st March, 2023	As at 31st March, 2022
(A) Change in present value of the obligation during the year		
(1) Present value of obligation at year beginning	79.26	429.33
(2) Current service cost	5.50	4.76
(3) Interest cost	5.63	29.62
(4) Benefits paid	-	(5.74)
(5) Increase/(Decrease) due to effect of Demerger	-	(376.74)
(6) Actuarial (gain) / loss arising from changes in demographic assumptions	-	-
(7) Actuarial (gain) / loss arising from changes in financial assumptions	(0.21)	(0.25)
(8) Actuarial (gain) / loss arising from changes in experience adjustments	(22.02)	(1.73)
(9) Present value of obligation at year end	68.16	79.26
(B) Change in fair value of plan assets during the year		
(1) Fair value of plan assets at year beginning	47.30	156.17
(2) Interest income on plan assets	3.72	11.44
(3) Expected return on plan assets other than interest income	(1.55)	(2.64)
(4) Contribution made by the Employer *	10.10	25.10
(5) Benefits paid	-	(5.74)
(6) Increase/(Decrease) due to effect of Demerger	-	(137.04)
(7) Fair value of plan assets at year end	59.56	47.30
(C) Reconciliation of obligation and fair value of assets		
(1) Present value of the obligation at year end	68.16	79.26
(2) Fair value of plan assets at year end	59.56	47.30
(3) Funded status [surplus / (deficit)]	(8.59)	(31.96)
(D) Expense recognised in the Statement of Profit and Loss		
(1) Current service cost	5.50	4.76
(2) Interest cost	5.63	29.62
(3) Interest income on plan assets	(3.72)	(11.44)
Net cost recognised in Profit or Loss	7.41	22.94
(E) Recognised in Other Comprehensive Income		
(1) Expected return on plan assets other than interest income	1.55	2.64
(2) Actuarial (gain) / loss arising from changes in demographic assumptions	-	-
(3) Actuarial (gain) / loss arising from changes in financial assumptions	(0.21)	(0.25)
(4) Actuarial (gain) / loss arising from changes in experience adjustments	(22.02)	(1.73)
Net (gain)/ loss recognised in Other Comprehensive Income	(20.68)	0.66
(F) Net Defined benefit liability/(Asset) Reconciliation		
(1) Net Defined benefit liability/(Asset) at the beginning of the year	31.96	273.16
(2) Defined benefit cost included in P/L	7.41	22.94
(3) Total remeasurement included in OCI	(20.68)	0.66
(4) Increase/(Decrease) due to effect of Demerger	-	(239.70)
(5) Employers contribution*	(10.10)	(25.10)
Net Defined benefit liability/(Asset) at the end of the year	8.59	31.96

Notes to the consolidated financial statements for the year ended 31st March, 2023
II Maturity profile of defined benefit obligations:

		Gratuity (Funded)	
		As at 31st March, 2023	As at 31st March, 2022
Year 1	43.54	43.83	
Year 2	5.40	1.65	
Year 3	-	18.48	
Year 4	1.79	5.16	
Year 5	-	1.01	
Year 6	-	2.45	
Year 7	-	0.89	
Year 8	0.06	0.86	
Year 9	1.30	1.32	
Year 10	-	0.84	
Above 10 years	NA	NA	
Total expected payments	52.10	76.51	

The weighted average duration of the defined benefit plan obligation at the end of the reporting period is 1.41 Years (31st March,2022: 2.31 years).

The best estimate contribution for the Group during the next year would be Rs 7.44 lacs. (31st March,2022: Rs. 33.09 lacs).

Amount payable upon discontinuance of all employment is Rs. 68.11 Lacs. (31st March,2022: Rs. 79.81 lacs).

III Experience Adjustments on Present Value of DBO and Plan Assets

	As at 31st March, 2023	As at 31st March, 2022
(Gain)/Loss on Plan Liabilities	(22.02)	(1.73)
% of Opening Plan Liabilities	-27.78%	0.40%
(Gain)/Loss on Plan Assets	1.55	2.64
% of Opening Plan Assets	3.29%	1.69%

IV Quantitative sensitivity analysis for significant assumptions considered for defined benefit obligation (Gratuity):

Sensitivity analysis presented below represents expected change in present value of defined benefit obligation based on reasonably possible changes in the assumptions occurring at the year end.

	As at 31st March, 2023	As at 31st March, 2022
Defined Benefit Obligation (Base)	68.16	79.26
(1) One percentage increase in discount rate	65.62	76.40
(2) One percentage decrease in discount rate	71.23	82.46
(3) One percentage increase in rate of salary escalation	71.34	82.02
(4) One percentage decrease in rate of salary escalation	65.49	76.81
(5) One percentage increase in rate of withdrawal rate	68.45	79.43
(6) One percentage decrease in rate of withdrawal rate	67.98	79.06
(7) One percentage increase in rate of mortality rate	68.21	-
(8) One percentage decrease in rate of mortality rate	68.10	-

Notes to the consolidated financial statements for the year ended 31st March, 2023
V Actuarial Assumptions

- (1) Discount rate
- (2) Mortality Rate
- (3) Salary Escalation - First 5 years
- (4) Salary Escalation - After 5 years
- (5) Expected Rate of Return on Plan Assets
- (6) Disability Rate
- (7) Retirement Age
- (8) Average Future Service
- (9) Withdrawal rates , based on age: (per annum)
 - Up to 25 years
 - 26 - 30 years
 - 31 - 35 years
 - 36 - 40 years
 - 41 - 45 years
 - 46 - 50 years
 - 51 - 55 years
 - Above 56 years

**VI Weighted average Asset allocation
(as percentage of total plan assets)**

- (1) Equities
- (2) Bonds
- (3) Gilts
- (4) Insurance Policies

Total

As at 31st March, 2023	As at 31st March, 2022
7.30%	7.10%
IALM (2012-14) Table Ultimate	
6% p.a	6% p.a
6% p.a	6% p.a
7.30%	7.10%
5% of	5% of
Mortality	Mortality
Rate	Rate
60 years	60 years
19.12	15.6
8%	8%
7%	7%
6%	6%
5%	5%
4%	4%
3%	3%
2%	2%
1%	1%
-	-
-	-
-	-
100%	100%
100%	100%

40 DISCLOSURES AS REQUIRED BY IND AS 108, OPERATING SEGMENTS
(a) Identification of Operating Segments:

The Group Operate in a Single Reportable Operating Segment i.e. reprocessed plastic compounds which have similar risk and returns and are of similar nature.

No other operating segments have been aggregated to form the above reportable operating segments as per the criteria specified in the Ind AS.

(b) Business Segment wise revenue/results/assets/liabilities

Since there is Single Reportable Operating Segment hence disclosure of Operating Segment wise Assets, Liabilities, Revenue and Results are not applicable.

(c) Geographical Information
(i) Segment revenue by location of Customers:

India
Overseas
Total

(Rs. In lacs)	
As at 31st March, 2023	As at 31st March, 2022
24,071.30	4,016.15
3,149.34	-
27,220.64	4,016.15

(ii) Segment Assets by location

India
East
West
North
Overseas
Total

4,694.04	4,404.61
-	-
-	-
-	-
4,694.04	4,404.61

Notes to the consolidated financial statements for the year ended 31st March, 2023

- (d) The Group does not have material amount of tangible, intangible assets and non current operating assets located outside India.
- (e) Product wise revenue from external customers has been detailed in Note No 27.
- (f) Revenue from top customer is INR 25,731.88 lacs (P.Y Rs. 813.12 lacs from four customers) which is more than 10% of the total revenue of the Group

41 DISCLOSURE ON RELATED PARTY TRANSACTIONS
(A) Related parties and their relationship with the Group :

(i) <u>Name of the Related Party</u>	<u>Relationship with the Parent Company</u>
Mr. Narrindra Suranna	CEO, Chairman and Managing Director and Promoter (KMP)
Dr P.R. Mukherjee	Director (KMP)
Mr. I.C Dakalia	Chief Financial Officer (KMP)
Ms. Tanvi Panday*	Company Secretary (KMP)
Ms. Ankita Karnani	Company Secretary (KMP)
Mrs. Tara Devi Surana	Promoter
Late Surendra Kumar Surana	Promoter (Date of death:23.03.2023)
Mrs. Sarla Devi Surana	Promoter
Mr. Ddev Surana	Promoter & Non Executive Director (KMP)
(ii) <u>Relative of Key Management Personnel (KMP) of the Company</u>	
<u>Name of the Relative</u>	<u>Relationship with KMP</u>
Mrs. Tara Devi Surana	Mother of Chairman and Managing Director
Mrs. Sarla Devi Surana	Wife of Chairman and Managing Director
Late Surendra Kumar Surana	Brother of Chairman and Managing Director
Mr. Ddev Surana	Son of Chairman and Managing Director
(iii) Bbigplas Poly Pvt Ltd	Promoter and Holding Company
(iv) Ddev Plastiks Industries Limited	Fellow Subsidiary
(v) Ddev Plastic Limited	Subsidiary till 27.09.2022
(vi) Kkalpana Plastic Reprocess Industries Middleeast FZE	Subsidiary
(vii) Plastic Processor and Exporters Pvt Ltd.	Fellow Subsidiary
(viii) Kkalpana Plastick Limited	Associate of Parent Company & Fellow Subsidiary

Notes:-

*Note : Ms. Tanvi Panday resigned as Company Secretary w.e.f. 01.04.2022

KKALPANA INDUSTRIES (INDIA) LIMITED

Notes to the consolidated financial statements for the year ended 31st March, 2023

(B) <u>Disclosure of transactions with Related Parties during the year ended 31.03.2022</u>		(Rs. In lacs)	
Nature of transactions	Ref. to Note (A) above	As at 31st March, 2023	As at 31st March, 2022
<u>Remuneration to KMP</u>			
Mr Narrindra Suranna	(i)	14.00	77.00
Mr Ddev Surana	(i)	-	24.21
Mr Rajesh Kothari	(i)	-	39.52
Dr P.R. Mukherjee**	(i)	21.34	0.19
Mr I.C. Dakalia	(i)	28.88	25.75
Ms. Ankita Karnani	(i)	5.64	-
Ms Tanvi Panday	(i)	-	9.28
		69.87	175.95
**Note : Dr. PR Mukherjee resigned as Whole Time Director of the Company w.e.f. 30.06.2020 and again appointed as Director of the Company w.e.f. 27.03.2022.			
<u>Purchase of Goods</u>			
Plastic Processors Pvt Ltd.	(vii)	-	5.54
Capital Goods		-	-
Ddev Plastiks Industries Limited	(iv)	1,828.23	-
Goods		-	-
<u>Sale of Goods</u>			
Ddev Plastiks Industries Limited	(iv)	26,249.08	-
Goods		53.23	-
Capital Goods		-	-
<u>Interest Expenses</u>			
Bbigplas Poly Pvt Ltd	(iii)	466.70	-
Plastic Processors and Exporter Pvt Ltd.	(vii)	49.81	-
(C) <u>Balances at the year ended 31.03.2022</u>			
<u>Loan Taken & Outstanding</u>			
Bbigplas Poly Pvt Ltd*	(iii)	4,125.00	1,370.00
Plastic Processors Pvt Ltd.	(vii)	488.00	497.50
<u>Interest Payable</u>			
Plastic Processors Pvt Ltd.	(vii)	10.93	16.76
<u>Net Payable</u>			
Ddev Plastiks Industries Limited	(iv)	691.02	507.90

42 FAIR VALUE MEASUREMENT

The fair value of the financial assets and liabilities are included at the amount at which the instrument could be exchanged in a current transaction between willing parties other than in a forced or liquidation sale.

The following methods and assumptions were used to estimate the fair values:

- (1) Fair value of cash and short-term deposits, trade and other short term receivables, trade payables, other current liabilities, short-term loans from banks and other financial institutions approximate their carrying amounts largely due to the short term maturities of these instruments.

Notes to the consolidated financial statements for the year ended 31st March, 2023

- (2) Financial instruments with fixed and variable interest rate are evaluated by the Company based on parameter such as interest rates and individual credit worthiness of the counterparty. Based on this evaluation, allowances are taken into account for the expected losses of these receivables.

The Company uses the following hierarchy for determining and disclosing the fair value of financial instruments by valuation technique.

Level 1 : Quoted (unadjusted) prices in active markets for identical assets or liabilities.

Level 2 : Other techniques for which all inputs which have a significant effects on the recorded fair value are observable, either directly or indirectly.

Level 3 : Techniques which use inputs that have a significant effects on the recorded fair value that are not based on observable market data.

The following tables provides classification of financial instruments and the fair value hierarchy of the Company's assets and liabilities.

(a) Disclosure for the year ended 31st March, 2023

	Carrying Value	Fair Value	Fair Value heirarchy		
			Level 1	Level 2	Level 3
(1) Financial Assets					
Financial Assets at amortised cost					
Trade Receivables	1,512.55	1,512.55	-	-	1,512.55
Other Financial assets excluding derivative financial instruments	363.82	363.82	-	-	363.82
Cash & cash equivalents	1,103.54	1,103.54	-	-	1,103.54
	<u>2,979.91</u>	<u>2,979.91</u>	-	-	<u>2,979.91</u>
Financial Assets at cost					
<u>Investments in equity shares</u>					
<u>Associate -</u>					
Kkalpana Plastick Limited	226.10	230.34	230.34	-	-
	<u>226.10</u>	<u>230.34</u>	<u>230.34</u>	-	-
Financial Asset at fair value through profit or loss					
Derivative financial instruments	-	-	-	-	-
<u>Investment in Equity Shares - Quoted</u>					
Bank of Baroda	-	-	-	-	-
Nicco Corporation Ltd.	-	-	-	-	-
<u>Investment in Equity Shares - Unquoted</u>					
Panchawati Holiday Resorts Ltd.	-	-	-	-	-
Assets for which fair values are disclosed					
Investment Property (Refer Note No. 6 (b))	-	-	-	-	-
Total	<u>3,206.01</u>	<u>3,210.24</u>	<u>230.34</u>	-	<u>2,979.91</u>
(2) Financial Liability					
Financial Liabilities at amortised cost					
Borrowings from Banks and Financial Institutions	4,613.00	4,613.00	-	-	4,613.00
Financial Lease liability	336.53	336.53	-	-	336.53
Trade Payables	107.48	107.48	-	-	107.48
Other Financial liabilities excluding derivative financial instruments	127.84	127.84	-	-	127.84
Total	<u>5,184.84</u>	<u>5,184.84</u>	-	-	<u>5,184.84</u>
Total	<u>5,184.84</u>	<u>5,184.84</u>	-	-	<u>5,184.84</u>

KKALPANA INDUSTRIES (INDIA) LIMITED

Notes to the consolidated financial statements for the year ended 31st March, 2023

(b) Disclosure for the year ended 31st March, 2022

	Carrying Value	Fair Value	Fair Value heirarchy		
			Level 1	Level 2	Level 3
(1) Financial Assets					
Financial Assets at amortised cost					
Trade Receivables	832.51	832.51	-	-	832.51
Other Financial assets excluding derivative financial instruments	351.42	351.42	-	-	351.42
Cash & cash equivalents	51.45	51.45	-	-	51.45
	<u>1,235.37</u>	<u>1,235.37</u>	<u>-</u>	<u>-</u>	<u>1,235.37</u>
Financial Assets at cost					
<u>Investments in equity shares</u>					
<u>Associate -</u>					
Kkalpana Plastick Limited	243.44	79.85	79.85	-	-
	<u>243.44</u>	<u>79.85</u>	<u>79.85</u>	<u>-</u>	<u>-</u>
Financial Asset at fair value through profit or loss					
Derivative financial instruments	161.46	161.46	-	161.46	-
<u>Investment in Equity Shares - Quoted</u>					
Bank of Baroda	-	-	-	-	-
Nicco Corporation Ltd.	-	-	-	-	-
<u>Investment in Equity Shares - Unquoted</u>					
Panchawati Holiday Resorts Ltd.	-	-	-	-	-
Assets for which fair values are disclosed					
Investment Property (Refer Note No. 6 (b))	-	-	-	-	-
Total	<u>1,640.27</u>	<u>1,476.68</u>	<u>79.85</u>	<u>161.46</u>	<u>1,235.37</u>
(2) Financial Liability					
Financial Liabilities at amortised cost					
Borrowings from Banks and Financial Institutions	1,867.50	1,867.50	-	-	1,867.50
Financial Lease liability	438.82	438.82	-	-	438.82
Trade Payables	282.15	282.15	-	-	282.15
Other Financial liabilities excluding derivative financial instruments	456.62	456.62	-	-	456.62
Total	<u>3,045.09</u>	<u>3,045.09</u>	<u>-</u>	<u>-</u>	<u>3,045.09</u>
Total	<u>3,045.09</u>	<u>3,045.09</u>	<u>-</u>	<u>-</u>	<u>3,045.09</u>

(c) Description of significant unobservable inputs to valuation:

Financial Asset/ Liability	Valuation Technique	Significant unobservable input
Trade Receivables	ECL	Realisation pattern or past experience
Loans	DCF using EIR method	Discount rate
Other Financial assets excluding derivative financial instruments	DCF using EIR method	Discount rate
Borrowings from banks and financial institutions	DCF using EIR method	Discount rate

43 FINANCIAL RISK MANAGEMENT OBJECTIVE AND POLICIES

The Company's principal financial liabilities, other than derivatives, comprise loans and borrowings, trade and other payables and advances from customers. The main purpose of these financial liabilities is to finance the Company's operations, projects under implementation and to provide guarantees to support its operations. The Company's principal financial assets include Investment, loans and advances, trade and other receivables and cash and bank balances that derive directly from its operations.

Notes to the consolidated financial statements for the year ended 31st March, 2023

The Company is exposed to market risk, credit risk and liquidity risk. The Company's financial risk management is an integral part of how to plan and execute its business strategies. The Company's financial risk management policy is set by the Managing Board.

All derivative activities for risk management purposes are carried out by specialist teams that have the appropriate skills, experience and supervision. It is the Company's policy that no trading in derivatives for speculative purposes to be undertaken. The Board of Directors reviews and finalises policies for managing each of these risks, which are summarised below.

A. Market Risk

Market risk is the risk that the fair value of future cash flows of a financial instrument will fluctuate because of changes in market prices. Market risk comprises three types of risk: Interest rate risk, Currency risk and Commodity price risk. Financial instruments affected by market risk include investments and deposits, foreign currency receivables, payables, loans and borrowings and derivative financial instruments.

The Company manages market risk through a treasury department, which evaluates and exercises independent control over the entire process of market risk management. The treasury department recommends risk management objectives and policies, which are approved by Senior Management and the Audit Committee. The activities of this department include management of cash resources, implementing hedging strategies for foreign currency exposures, borrowing strategies and ensuring compliance with market risk limits and policies.

(i) Interest rate risk

Interest rate risk is the risk that the fair value or future cash flows of a financial instrument will fluctuate because of changes in market interest rates. In order to optimize the Company's position with regard to interest income and interest expenses to manage the interest rate risk, treasury performs a comprehensive corporate interest rate risk management by balancing the proportion of fixed rate and floating rate financial instruments in its total portfolio.

Interest rate sensitivity

The following table demonstrates the sensitivity to a reasonably possible change in interest rates on the unhedged portion of loans and borrowings. With all other variables held constant, the Company's profit before tax is affected through the impact on floating rate borrowings, as follows:

Effect on profit before tax due to interest rate sensitivity

2022-23	2021-22
(+/-) 50	(+/-) 50
Basis Points	Basis Points
-	-

(ii) Foreign currency risk

Foreign currency risk is the risk that the fair value or future cash flows of an exposure will fluctuate because of changes in foreign exchange rates. The Company's exposure to the risk of changes in foreign exchange rates relates primarily to the Company's operating and financing activities. The Company manages its foreign currency risk by hedging transactions that are expected to realise in future.

Foreign Currency Exposure
I Hedged

Forward contracts

USD

Option contracts

USD

II Not hedged

Trade receivables

USD

EURO

Cash and Cash Equivalents

USD

EURO

Trade payables

USD

EURO

CHF

Net Unhedged Portion

Trade receivables

USD

As at 31st March, 2023		As at 31st March, 2022	
Foreign Currency (Rs. In lacs)	Functional Currency (Rs. In lacs)	Foreign Currency (Rs. In lacs)	Functional Currency (Rs. In lacs)
-	-	21,940,000	16,969.49
-	-	-	-
48,252.50	39.51	-	-
-	-	-	-
-	-	-	-
-	-	-	-
-	-	-	-
-	-	-	-
48,252.50	39.51	-	-

Notes to the consolidated financial statements for the year ended 31st March, 2023
Foreign Currency Sensitivity

The following tables demonstrate the sensitivity to a reasonably possible change in exchange rates, with all other variables held constant. The impact on the Company's profit before tax is due to changes in the fair value of unhedged monetary assets and liabilities.

	(Rs. In lacs)	
	2022-23	2021-22
	(+/-) 5%	(+/-) 5%
USD	1.98	-
	1.98	-

Derivative Financial Instrument

The company holds Derivative financial instrument such as foreign currency forward and option contracts to mitigate the risk of changes in exchange rate on foreign currency exposures. The counterparty for this contract is generally a Bank. Although the company believes that these derivatives constitute hedges from an economic perspective these do not qualify for hedge accounting as per IND AS 109, Financial instrument. Since the above derivatives are not designated as hedges, such derivatives are categorised as financial asset or financial liability at fair value through profit & loss.

		(Rs. In lacs)			
		As at 31st March, 2023		As at 31st March, 2022	
		Foreign Currency	Fair Value as on 31.03.2023 (Rs.)	Foreign Currency	Fair Value as on 31.03.2022 (Rs.)
Derivatives not designated as hedges					
Forward Contracts	USD	-	-	21,940,000	17,108.15
Mark to Market (Gain)/loss in Forward Contract		-	-	-	138.66

(iii) Commodity price risk

Principal Raw Material for Company's products is variety of plastic polymers which are primarily Derivatives of Crude Oil. Company sources its raw material requirement from across the globe. Domestic market prices are also generally remains in sync with international market price scenario. Volatility in Crude Oil prices, Currency fluctuation of Rupee vis-à-vis other prominent currencies coupled with demand-supply scenario in the world market affect the effective price and availability of polymers for the Company. Company effectively manages with availability of material as well as price volatility through:

1. Widening its sourcing base
2. Appropriate contracts and commitments
3. Well planned procurement & inventory strategy and
4. Prudent hedging policy on foreign currency exposure

Risk committee of the Company comprising members from Board of Directors and operations has developed and enacted a risk management strategy regarding commodity Price risk and its mitigation.

B. Credit Risk

Credit risk is the risk that a counter party will not meet its obligations under a financial instrument or customer contract, leading to a financial loss. The Company is exposed to credit risk from its operating activities (primarily trade receivables and advances to suppliers) and from its financing activities, including deposits and other financial instruments.

(i) Trade Receivables

Customer credit risk is managed by each business unit subject to the Company's established policy, procedures and control relating to customer credit risk management. Outstanding customer receivables are regularly monitored. An impairment analysis is performed at each reporting date on an individual basis for major clients.

The Company evaluates the concentration of risk with respect to trade receivables as low, as its customers are located in several jurisdictions and operate in largely independent markets.

Notes to the consolidated financial statements for the year ended 31st March, 2023

The ageing analysis of the receivables (gross of provisions) have been considered from the due date of payment. (Refer Note no. 14)

(ii) Financial Instruments and Cash and bank balances

Credit risk from balances with banks and financial institutions is managed by the Company's treasury department in accordance with the Company's policy. Credit limits of all authorities are reviewed by the Management on regular basis. All balances with banks and financial institutions is subject to low credit risk due to good credit ratings assigned to these entities.

C. Liquidity Risk

The Company monitors its risk of a shortage of funds using a liquidity planning tool. The Company's objective is to maintain a balance between continuity of funding and flexibility through the use of cash credit, letter of credit, factoring, bill discounting and working capital limits.

The table below summarises the maturity profile of the Company's financial liabilities based on contractual payments.

	Less than 1 year	1 to 5 years	> 5 years	Total
31st March, 2023				
Borrowings				
Long Term Loans from Others	-	-	4,613.00	4,613.00
Other Financial Liabilities	127.84	-	-	127.84
Trade Payables	107.48	-	-	107.48
Finance Lease liability	95.55	240.98	-	336.53
	330.86	240.98	4,613.00	5,184.84
31st March, 2022				
Borrowings				
Long Term Loans from Others	-	-	1,867.50	1,867.50
Other Financial Liabilities other than current maturities of borrowings and lease obligation	456.29	-	-	456.29
Trade Payables	282.15	-	-	282.15
Finance Lease liability	98.10	340.72	-	438.82
	836.55	340.72	1,867.50	3,044.76

44 CAPITAL MANAGEMENT

- A.** For the purpose of the Group's capital management, equity includes issued equity capital, securities premium and all other equity reserves attributable to the equity share holders, including capital reserve and net debt includes interest bearing loans and borrowings except lease liability less cash and cash equivalents and current investments. The primary objective of the Group's capital management is to safeguard continuity, maintain a strong credit rating and healthy capital ratios in order to support its business and provide adequate return to shareholders through continuing growth.

The Group manages its capital structure and makes adjustments in light of changes in economic conditions and the requirements of the financial covenants. The funding requirement is met through a mixture of equity, internal accruals, long term borrowings and short term borrowings. The Group monitors capital using a gearing ratio, which is net debt divided by total capital plus net debt.

In order to achieve this overall objective, the Group's capital management, amongst other things, aims to ensure that it meets financial covenants attached to the interest-bearing loans and borrowings that define capital structure requirements.

KKALPANA INDUSTRIES (INDIA) LIMITED

Notes to the consolidated financial statements for the year ended 31st March, 2023

	As at 31st March, 2023	As at 31st March, 2022
Borrowings	4,623.93	1,884.26
Less: Current investments	-	-
Less: Cash and cash equivalents	1,103.54	51.45
(a) Net Debt	3,520.39	1,832.82
(b) Equity	3,526.50	3,357.42
(c) Equity and Net Debt (a+b)	7,046.89	5,190.24
Gearing Ratio (a/c)	49.96%	35.31%

B. Proposed Dividend

The Board of directors in its Board meeting held on 19th May, 2023 have recommended the payment of Nil final dividend (March 31,2022 - Rs NIL)..

45 NET - DEBT RECONCILIATION

Particulars	As at 31st March, 2023		As at 31st March, 2022	
	Long term Borrowings	Short term borrowings	Long term Borrowings	Short term borrowings
Opening Net Debt	1,867.50	16.76	2,306.80	8,600.32
Less: Amount adjusted pursuant to scheme of arrangement	-	-	(34.57)	(9,219.05)
Proceeds from Borrowings	2,745.50	-	-	618.73
Repayment of Borrowings (Net)	-	-	404.73	0.00
Interest Expenses (including unwinding of Interest)	516.51	42.05	0.25	33.32
Interest Paid	516.51	47.89	0.25	16.56
Closing Net Debt	4,613.00	10.93	1,867.50	16.76

(Rs. In lacs)

46 EARNING PER SHARE (EPS)

		As at 31st March, 2023	As at 31st March, 2022
(a) Face value of equity shares	Rs.	2.00	2.00
(b) Profit attributable to equity shareholders	Rs. (in lacs)	190.07	529.94
(c) Weighted average number of equity shares outstanding	Nos. in lacs	940.73	940.73
(d) Weighted average Earning Per Share (Basic and Diluted)	Rs.	0.20	0.56

47 RESEARCH & DEVELOPMENT EXPENSES

The Group has in-house R&D centre. The details of revenue/capital expenditure incurred by the said R&D Centre during the year are as follows:-

	(Rs. In lacs)
	As at 31st March, 2023
(a) Revenue expenditure charged to Statement of Profit and Loss	
Other Expenses	0.60
(b) Capital expenditure shown under fixed assets schedule	0.93
Grand Total	1.53

Notes to the consolidated financial statements for the year ended 31st March, 2023
48 VALUE OF IMPORTED AND INDEGENEOUS MATERIAL CONSUMED

Particulars	As at 31st March, 2023	%age of Total Con- sumption	As at 31st March, 2022	%age of Total Con- sumption
Raw Materials				
i Imported	11,135.01	42%	2,188.67	24%
ii Indegeneos	15,183.70	58%	551.19	76%
Total	26,318.70	100%	2,739.87	100%
Store, Spare parts and Components*				
i Imported	5.76	4%	218.07	45%
ii Indegeneous	135.26	96%	564.57	55%
Total	141.02	100%	782.64	100%

*Note :- The Consumption of store, spare parts and components includes direct store consumption shown seperately in Note -35 and it also includes indirect consumption in various other expenses head such as Repair and maintenance etc.

49 VALUE OF IMPORTS ON CIF BASIS

Particulars	(Rs. In lacs)	
	As at 31st March, 2023	As at 31st March, 2022
Raw Materials	11,135.01	2,188.67
Stors, Spare parts and Components	5.76	218.07
Capital Goods	-	-
Total	11,140.77	2,406.74

50 EARNING IN FOREIGN CURRENCY (ACCRUAL BASIS)

Particulars	(Rs. In lacs)	
	As at 31st March, 2023	As at 31st March, 2022
Exports at FOB Value	86.60	-
Total	86.60	-

51 EXPENDITURE IN FOREIGN CURRENCY (ACCRUAL BASIS)

Particulars	(Rs. In lacs)	
	As at 31st March, 2023	As at 31st March, 2022
Travelling	2.59	6.29
Interest	-	0.04
Other Matters	11.17	5.82
Total	13.77	12.15

52 LEASES

The Group's lease asset classes primarily consist of leases for buildings, machinery and warehouses. These leases were classified as "Cancellable Operating Leases" under Ind AS 17. On transition to Ind AS 116 "Leases", the Group has used following practical expedient, when applying Ind AS 116 to leases previously classified as operating leases under Ind AS 17.

- The Group didn't recognized Right to Use and Lease liabilities for lease for which the lease terms pertaining to the uncancellable period ends within 12 months on the date of initial transition and low value assets.
- The Group excluded initial direct cost from measurement of the Right to Use assets at the date of initial application.

Notes to the consolidated financial statements for the year ended 31st March, 2023

- The Group uses hindsight in determining the lease term where the contract contains options to extend or terminate the lease.

Hence, the Group has recognised the lease payments associated with those leases as an expense on a straight line basis over the lease term. Lease liabilities were measured at the present value of remaining lease payments, discounted at the Group's actuarial discounting rate. Right to Use is measured at an amount equal to the lease liability adjusted by the amount of any prepaid or accrued lease payments.

Following are the changes in the carrying value of right of use assets for the year ended March 31, 2023.

Particulars	(Rs. in lacs) Total
Balance as at 31st March 2022 (Gross)	467.03
Additions for the year	375.90
Balance as at 31st March 2023 (Gross)	842.93
Accumulated Amortisation as at 31st March 2022	11.35
Amortisation for the year	130.89
Accumulated Amortisation as at 31st March 2023	142.25
Net Balance as at 31st March 2023	700.68
Net Balance as at 31st March 2022	455.67

Following is the movement in lease liabilities during the year ended March 31, 2023

Particulars	(Rs. in lacs)
Balance as at 31st March 2022	438.82
Additions during the year	-
Interest accrued during the year	4.74
Deletions	-
Payment of Lease Liabilities	107.03
Balance as at 31st March 2023	336.53
- Current lease liabilities	95.55
- Non Current lease liabilities	240.98

Break up of Contractual maturities of Lease Liabilities as at March 31, 2022 on an undiscounted basis

Particulars	(Rs. in lacs)
Less than 1 year	107.03
One to Five year	307.64

Short-term leases expenses incurred for the year ended 31st March, 2023:

Particulars	Year Ended 31st March 2023 (Rs. in lacs)	Year Ended 31st March 2022 (Rs. in lacs)
Rental expense	73.52	63.77

53 SCHEME OF ARRANGEMENT

- Pursuant to the Composite Scheme of Arrangement ('the scheme') between Kkalpana Industries (India) Limited, the Company and their respective shareholders and creditors as approved by the Hon'ble National Law Company Tribunal (NCLT), Kolkata Bench, vide its order dated March 4, 2022, which became effective on **April 1, 2022** on filing with the Registrar of Companies, all the assets and liabilities of the 'transferred business' of Kkalpana Industries (India) Limited i.e. the Compounding Business units situated at Dhulagarh, Howrah(West Bengal), Daman(Dadra & Nagar Haveli and Daman & Diu), Dadra(Dadra & Nagar Haveli and Daman & Diu), Surangi(Dadra & Nagar Haveli and Daman & Diu), Vapi(Gujarat), Delhi(N.C.T. of Delhi) and Mumbai (Maharashtra) registered,marketing, branch and administrative office(s) located in India, have been transferred to and vested in the Company at their respective book values on a going concern basis with effect from the appointed date (i.e. April 1, 2021). Accordingly, the Scheme of Arrangement has been given effect to in these accounts for the year ended 31st March 2022.

Notes to the consolidated financial statements for the year ended 31st March, 2023

- b) Assets and liabilities transferred pursuant to the scheme:

The whole of the assets and liabilities of the Demerged undertaking of Company became the assets and liabilities of the Ddev Plastics Industries Ltd. and were recorded at their book values as appearing in the books of the Demerged Company with effect from the appointed date (i.e. April 1, 2021). The details of assets and liabilities transferred from Company are as under:

Particulars	Amount (Rs. In lacs)
Assets	
(1) Non-current assets	
(a) Property, plant and equipment	20,159.63
(b) Right of Use – Lease	82.53
(c) Other intangible assets	8.47
(d) Financial assets	
(i) Others Financial Assets	80.47
(e) Other non-current assets	113.29
Total non-current assets	20,444.39
(2) Current assets	
(a) Inventories	22,815.18
(b) Financial assets	
(i) Trade receivables	26,946.60
(ii) Cash and cash equivalents	749.15
(iii) Other financial assets	316.89
(c) Other current assets	7,392.15
Total current assets	58,219.97
Total assets	78,664.37

Liabilities

(1) Non-current liabilities	
(a) Financial liabilities	
(i) Borrowings	34.57
(ii) Finance Lease Liability	58.58
(b) Provisions	196.21
(c) Deferred tax liabilities (net)	2,268.68
Total non-current liabilities	2,558.04
(2) Current liabilities	
(a) Financial liabilities	
(i) Borrowings	9,170.38
(ii) Trade payables	31,960.48
(iii) Other financial liabilities	612.23
(b) Other current liabilities	398.34
(c) Provisions	218.62
Total current liabilities	42,360.05
Total liabilities	44,918.09

- c) Equity and Reserves pursuant to the scheme:

Pursuant to the scheme, the difference between the book value of the assets and liabilities transferred to Ddev Plastiks Industries Ltd. has been reduced from the shareholders' fund of the Company as under:

Particulars	Amount (Rs. In lacs)
Securities Premium	5,322.45
Capital Reserve & Amalgamation Reserve	852.96
General Reserve	3,400.00
Retain Earnings	24,171.86
Total	33,747.27

Notes to the consolidated financial statements for the year ended 31st March, 2023
54 ADDITIONAL DISCLOSURES

a) Accounting Ratios

No	Name of the Ratio	Numerator	Denominator	FY 2022-23	FY 2021-22	% Variance	Reason for variance if more than 25%
1	Current Ratio (in times)	Current assets	Current liabilities	4.07	1.63	150%	Due to increase in Current Asset
2	Debt - Equity Ratio (in times)	Total debt	Equity	1.31	0.56	134%	Due to increase in Debt
3	Debt Service coverage ratio* (in times)	Earnings available for debt services	Total debt service	1.54	1.97	-22%	NA
4	Return on Equity (In %)	Net profit - preferred dividends	Average Shareholder Equity	4.39%	16.00%	-73%	Due to decrease in Net Profit
5	Inventory Turnover Ratio (in times)	Sales	Average Inventory	34.79	0.34	10133%	Due to increase in Sales
6	Trade receivables turnover ratio (in times)	Net sales	Average accounts receivables	23.22	0.28	8191%	Due to increase in Sales
7	Trade payables turnover ratio (in times)	Net purchases	Average trade payables	134.12	0.20	66959%	Due to increase in Purchase
8	Net capital turnover ratio (in times)	Net sales	Average working Capital	12.16	4.26	186%	Due to increase in Sales
9	Net profit ratio (in %)	Net profit	Net sales	0.56%	13.20%	-96%	Due to decrease in Net Profit
10	Return on capital employed (in %)	Earning before interest and taxes	Capital employed	9.18%	6.00%	53%	Due to decrease in EBIT
11	Return on investment (in %)	Income generated from invested funds	Average invested fund in treasury investment	-	-	-	

Definations

- (a) Earning available for debt service = Net Profit before taxes + Non-cash operating expenses like depreciation and other amortisations + Interest + other adjustments like loss on sale of Fixed assets etc.
- (b) Debt service = Interest & Lease Payments + Principal Repayments
- (c) Average inventory = (Opening inventory balance + Closing inventory balance) / 2
- (d) Net credit sales = Net credit sales consist of gross credit sales minus sales return
- (e) Average trade receivables = (Opening trade receivables balance + Closing trade receivables balance) / 2
- (f) Net credit purchases = Net credit purchases consist of gross credit purchases minus purchase return
- (g) Average trade payables = (Opening trade payables balance + Closing trade payables balance) / 2
- (h) Working capital = Current assets - Current liabilities.
- (i) Earning before interest and taxes = Profit before exeptional items and tax + Finance costs - Other Income
- (j) Capital Employed = Tangible Net Worth + Total Debt + Deferred Tax Liability
- b) The Code on Social Security, 2020 ('Code') relating to employee benefits during employment and post-employment received Indian Parliament approval and Presidential assent in September 2020. The Code has been published in the Gazette of India and subsequently on November 13, 2020 draft rules were published and invited for stakeholders' suggestions. However, the date on which the Code will come into effect has not been notified. The Group will assess the impact of the Code when it comes into effect and will record any related impact in the period the Code becomes effective.

Notes to the consolidated financial statements for the year ended 31st March, 2023

- c) The Group do not have any Benami property, where any proceeding has been initiated or pending against the Group for holding any Benami Property.
- d) The Group do not have any transactions with struck off companies under Section 248 of the Companies Act, 2013 or section 560 of Companies Act, 1956.
- e) The Group has used the borrowings from banks and financial institutions for the specific purpose for which it was taken at the balance sheet date.
- f) The Group has not advanced any fund to any person or entity, including foreign entities (Funding Party) with the understanding (whether recorded in writing or otherwise) that the person or entity shall:
 - i) directly or indirectly lend or invest in other persons or entities identified in any manner whatsoever by or on behalf of the Group (Ultimate Beneficiaries); or
 - ii) provide any guarantee, security or the like on behalf of the Group.
- g) The Group has not received any fund from any person or entity, including foreign entities (Funding Party) with the understanding (whether recorded in writing or otherwise) that the Group shall:
 - a) directly or indirectly lend or invest in other persons or entities identified in any manner whatsoever by or on behalf of the Group (Ultimate Beneficiaries); or
 - b) provide any guarantee, security or the like on behalf of the Group.
- h) The Group has not been declared a wilful defaulter by any bank or financial institution or other lender (as defined under the Companies Act, 2013) or consortium thereof, in accordance with the guidelines on wilful defaulters issued by the Reserve Bank of India.
- i) As at 31st March, 2023, the Register of charges of the company as available in records of Ministry of Corporate Affairs includes charge amount of Rs 10 Crore.
- j) The Group has complied with the number of layers prescribed under clause (87) of section 2 of the Act read with Companies (Restriction on number of Layers) Rules, 2017.
- k) The Group has not traded or invested in Crypto currency or Virtual currency during the financial year.

55 Indian Accounting Standards Standards notified but not yet effective

The Ministry of Corporate Affairs has notified Companies (Indian Accounting Standards) Amendment Rules, 2023 dated March 31 2023 to amend the following Ind AS which are effective from from April 1, 2023

- a. Amendments to Ind AS 8: Definition of Accounting Estimates
- b. Amendments to Ind AS 1: Disclosure of Accounting Policies
- c. Amendments to Ind AS 12: Deferred Tax related to Assets and Liabilities arising from a Single Transaction -

Based on preliminary assessment, the Group is currently assessing the impact of the amendments.

56 Previous year figures have been regrouped/rearranged/ reclassified where necessary to correspond with current year figures.

For B. Chakrabarti & Associates

Chartered Accountants

Firm Registration No:305048E

Dipankar Chakravarti

Partner

Membership No.053402

Date : 19th May, 2023

Place : Kolkata

For and on behalf of Board of Directors

Narrindra Suranna

(DIN: 00060127)

Chairman and Managing Director

Ankita Karnani

(Membership No. ACS 33634)

Company Secretary

Pranab Ranjan Mukherjee

(DIN: 00240758)

Whole Time Director

Indar Chand Dakalia

Chief Financial Officer

NOTES

This image shows a single sheet of white paper with horizontal ruling lines. The lines are evenly spaced and run across the width of the page. There are no margins, text, or other markings on the paper.



Regd. Office :

B K Market, 16A, Shakespeare Sarani, 4th Floor, Kolkata - 700 071

Website : www.kkalpanagroup.com