



Leading Manufacturer of Compounds

KKALPANA INDUSTRIES (INDIA) LIMITED

**ANNUAL REPORT
2020-2021**

PRODUCT RANGE

PE Compounds

Silane Grafted XLPE Compound upto 1. 1KV.

(LT / LT ABC / FR / AMBIENT CURE)

Silane Grafted XLPE Compound for MV upto 36KV.

XLPE Compound for CCV Line upto 66KV.

PE Sheathing and Insulation

Semi-Conductive Compounds

HFFR Compounds

PVC Compounds

Insulation Sheathing Speciality Grades : FRLS Anti Termite Anti Rodent Oil Resistant Grades Auto Harness Cable Grades Data and Communication Cable Grades ROHS & REACH Compliant Grades

Filled Compounds

Calcium Carbonate and Talc filled in PE, PP and HDPE

Master Batches

Colour Master Batches - 1000 shades to choose from

Speciality Master Batches - UV Antioxidant Processing Aid Optical Brightner etc.

Footwear Compounds

PVC TPR NBR

Engineering Plastics

Nylon - Glass & Mineral Filled PP - Glass & Mineral Filled

ABS Compound PC Compound

Upcycling

LDPE LLDPE/ PP/ granules and Agglomerates



We service customer in
Algeria, Argentina, Brazil, Uruguay, Bangladesh, Nepal, Croatia, Egypt, Saudi Arabia, South Africa, Srilanka , Oman, Portugal, UAE, and PAN India.





Corporate Information

Board of Directors (As on 31st May, 2021)

Chairman and Managing Director
Mr. Narrindra Suranna

Whole-Time-Directors
Mr. Rajesh Kumar Kothari
Dr. P.R.Mukherjee (till 30th June, 2020)
Mr. Dev Krishna Surana

Non- Executive Independent Directors
Mrs. Mamta Binani
Mr. Samir Kumar Dutta
Mrs. Ramya Hariharan

Senior President
Mr. Jitendra Tiwari (till 22nd April, 2021)

Chief Financial officer
Mr. I. C. Dakalia

Company Secretary
Ms. Tanvi Panday

Plant Location

Bhasa, Diamond Harbour Road (W.B.)
Dhulagarh, (W.B.)
Falta SEZ, (W.B.)
Daman (Daman & Diu, Union Territory)
Dadra I, II & III (Dadra & Nagar Haveli, Union Territory)
Surangi, (Dadra & Nagar Haveli, Union Territory)

Registered Office

2B, Pretoria Street,
Kolkata – 700 071
Tel: 91 – 33- 2282 3744 / 3745
Fax: 91 – 33 – 2282 3739
E mail : kolkata@kkalpana.co.in
www.kkalpanagroup.com

Auditors

Statutory Auditor
M/s B.Mukherjee & Co.
Chartered Accountants
Internal Auditor

M/s D K D & Associates
Chartered Accountants

Cost Auditor
M/s. D. Sabyasachi & Co
Practicing Cost Accountant

Secretarial Auditor

Mr. Ashok Kumar Daga
Practicing Company Secretary

Bankers

State Bank of India	IDFC First Bank
HDFC Bank	IndusInd Bank
Axis Bank	The RBL Bank
Federal Bank	Corporation Bank

Registrar & Share Transfer Agent

M/s. C B Management Services (P) Ltd.
(Unit Kkalpana Industries (India) Ltd),
P-22, Bondel Road,
Kolkata – 700 019
Tel: 91 – 33 – 2280 6692 / 93/94/2486
/4011 6700 Fax : 033 2287 0263
E Mail : rta@cbmsl.com



Contents

Board of Directors	3
Five years at a glance	4
Chairman's Statement	5
Notice	7
Board's Report	22
Management Discussion & Analysis	50
Corporate Governance Report	54
Auditors' Report (Standalone)	77
Audited Financials (Standalone)	86
Notes to Accounts (Standalone)	91
Auditors' Report (Consolidated)	130
Audited Financials (Consolidated)	138
Notes to Accounts (Consolidated)	143

Annual General Meeting:

*27th September, 2021 at 11.00A.M. (IST)
Through Video Conference/ Other Audio Visual Means*

Deemed Place of Meeting:

2B, Pretoria Street, Kolkata - 700071

Book Closure Dates:

21st September, 2021 to 27th September, 2021 (both days inclusive)

BOARD OF DIRECTORS

Narrindra Suranna

Mr. Narrindra Suranna, aged 59 years, is a B.Com (Hons.), and L.L.B from Calcutta University. Currently, he is holding the position of Chairman & Managing Director of the Company. He has been associated with the Company since inception. He has got wide experience in Plastic Industry. Due to his effective leadership, the Company has been able to achieve stupendous growth.

Rajesh Kumar Kothari

Mr. Kothari, aged 57 years, a Graduate (B.Com) from Rajasthan University, Ajmer, has more than 29 years of experience in the areas of marketing, after sale service and market research. He started his career in the year 1985 with Kanoria Chemicals & Industries Limited. He has been associated with Kkalpana since 1997.

Pranab Ranjan Mukherjee (till 30.06.2020)

Dr. Pranab Ranjan Mukherjee aged 75 Years, is a Gold Medalist in M.sc and has done his Ph.D from I.I.T, Kharagpur. He has five years of Academic Research Experience in the fields of Synthetic and Mechanistic Organic Chemistry. He started his career in the year 1975 at INCAB Industries Limited as General Manager (Works). He also served as Director (Operations) at Polylink Polymers India Limited and Siechem Industries, Puduchery. He received various awards in his long career. He has been associated with Kkalpana since 2009 and currently holding the position of Whole Time Director. He has over 42 years of Experience in plastic and polymers Industries.

Dev Krishna Surana

Mr. Dev Krishna Surana, aged 28 years, is B.Com (Hons). He has also done MSC-Management for Business Excellence – from UK and MBA (CAM) from USA. His key skills are project management, Human Resource, Administration and Information Technology. He has been associated with Kkalpana in various projects and was taken on the Board of Directors w.e.f. 11.02.2019 and is serving as Whole Time Director since 28.05.2019.

Mamta Binani

Mrs. Binani, aged about 48 years, a Fellow Member of the Institute of Company Secretaries of India (ICSI), has 20 years of experience in corporate consultation & advisory, covering Due Diligence, Secretarial & Legal functions. She has been the first lady Chairperson (Eastern Region) of (ICSI) and has held the post of President of ICSI. She also serves Independent Directorship in various Companies. She Joined the Board of Kkalpana in September, 2014 as an Independent Director. She has been re-appointed as Independent Director for a further term of 5 years in the last AGM held on 29.09.2020.

Samir Kumar Dutta

Mr. Dutta, aged about 77 years, is a Graduate in science from Calcutta University and a Fellow Member of the Institute of Cost Accountants of India (ICAI). He has over 32 years of experience in finance and additionally 12 years of experience in corporate consultation & advisory, covering Cost Audit and Tax matters. He Joined the Board of Kkalpana as Director in June, 2017 and was appointed as Independent Director wef 23rd September, 2017.

Ramya Hariharan

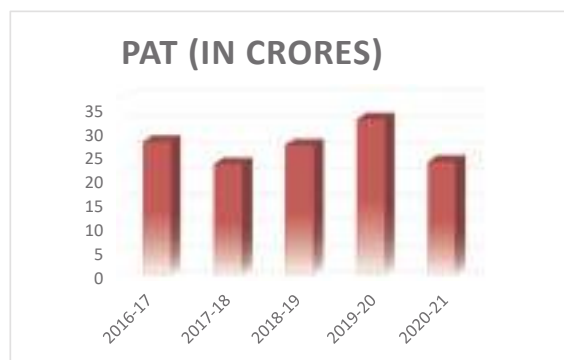
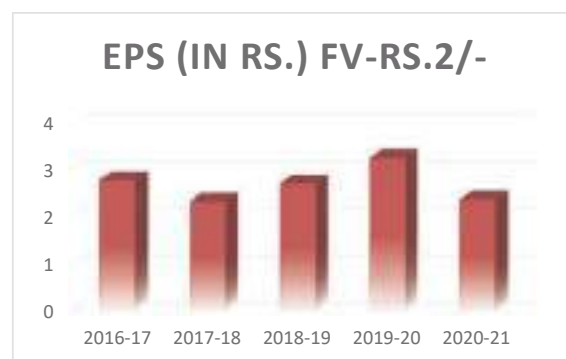
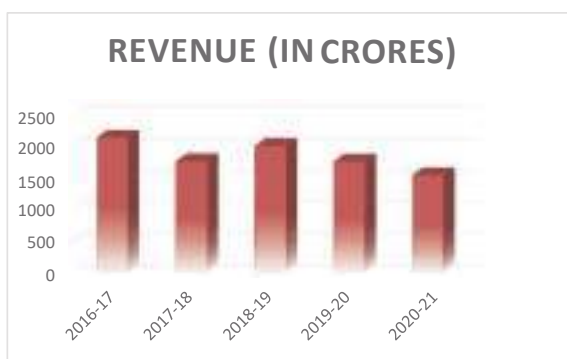
Mrs. Ramya Hariharan, aged 42 years, is a qualified Company Secretary and LLB. She has more than 18 years of experience in dealing with general corporate matters, mergers and acquisitions, projects, banking and finance and insolvency matters. She is the partner in charge of the eastern region of a reputed national law firm. She Joined the Board of Kkalpana in February, 2019 and was appointed as an Independent Director wef 27.09.2019.

Vision

Vision without action is just a dream;
Action without vision merely passes the time;
Vision with action can change the world.

Five Years at a GlanceRs. In Crores

Year	2016-2017	2017-2018	2018-2019	2019-20	2020-21
Net Revenue	2137.08	1765.33	2009.03	1762.21	1549.99
PAT	26.28	21.97	25.62	30.64	22.41
EPS (Rs.)	2.79	2.34	2.72	3.26	2.38
Net Worth	274.01	295.80	318.53	346.28	367.70
Dividend (%)	0	12	12	6	10



Chairman's Statement

Dear Members,

I feel greatly privileged to welcome you to the 36th Annual General Meeting of your company and hope that all of you and your family members are doing well. The Annual Report together with the Audited Accounts and Board's Report for the Financial Year ended 31st March, 2021 are with you. I am sure you must have gone through them in detail. With your permission, I take them as read and hope that it gives you a clear insight of the working of the Company during the year under review.

Due to restrictions in movement and assembly of people and as a measure of safety and precaution, I am not able to address you in person and are holding this meeting through virtual means. I am glad to see you all joining us in the meeting through the platform provided by the Company for this Annual General Meeting.

Global Economy

Global prospects remain highly uncertain one year into the pandemic. New Virus mutations and the accumulating human toll raise concerns though the growing vaccine coverage and vaccination drives and researches to combat the Covid-19 have to some extent helped in lifting positive sentiments. Economic recoveries are diverging across countries and sectors, depending on the policy support and variation in pandemic induced disruptions. The outlook depends on not just the battle between vaccine and virus but how effectively economic policies are deployed under these high uncertain times to limit the lasting damage from this unprecedented crisis.

As per IMF report, the global growth is projected at 6% in 2021, moderating to 4.4% in 2022. The projections for 2021 and 2022 are stronger than that in the October 2020. The upward revision reflects additional fiscal support in a few large economies, the anticipated vaccine-powered recovery in



the second half of 2021, and continued adaptation of economic activity to subdued mobility. A high degree of uncertainty surrounds these projections, with many possible upside and downside risks. Greater progress with vaccinations can uplift the forecast while new virus variants that evade vaccines may have a downside impact.

Indian Economy

India's Gross Domestic Product (GDP) contracted 7.3% in 2020-21, marginally better than 8% contraction in the economy as projected. GDP growth in 2019-20, prior to Covid-19 pandemic,

was 4%. The IMF, in its April edition, predicted an impressive 12.5% growth rate for India in 2021, stronger than that of China, the only major economy to have positive growth rate last year during the Covid-19 pandemic. As per its reports the Indian economy is expected to grow by 6.9% in 2022.

However, in view of recent jump in Covid-19 cases in India, IMF is expected to revisit the forecast in July, posing a downside risk to its earlier forecast.

Scenario in Kkalpana Industries (India) Limited

Your company mainly caters to wires and cables, packaging, footwear and consumer durables. However, nearly all the manufacturing units, to which your company supplies its goods, have incurred precipitous contraction in production and consequently, your company's topline has also been moderately impacted in the financial year under review i.e. 2020-21. However, because of your company's high grade Research and Development (R&D) and All India Marketing Network and that the Board had factored in the risk portfolios projected to be faced by your company, necessary steps were taken to safeguard the topline and bottomline, considerably.

The company's net revenue for the year ended 31st March, 2021 stood at Rs. 1549.99 Crores

as against Rs. 1762.21 Crores for the Financial Year 2019-20. Profit after tax, for the year under review, stands at Rs. 22.41 Crores, as against Rs. 30.64 Crores in the previous financial year. The Company's EPS is Rs. 2.38 as against Rs. 3.26 in the previous financial year.

Your Directors have recommended dividend of 10% per equity share of Rs. 2/- each for the Financial Year ended 31st March, 2021. The total outgo will be Rs. 188.15 lacs (approximately).

Acknowledgements

At the outset, I would like to extend my heartfelt gratitude to the Colleagues and associates operating from all our manufacturing Units, offices and other ancillary fabrication facilities who have been relentlessly working to ensure smooth and uninterrupted operations and serve the customers, vendors and all stakeholders with utmost efficiency, in spite of the challenging times. As we continue to embark on our transformation journey, I wish to express my heartfelt gratitude to the members of the Board for providing continuous support and guidance to maintain the highest standards

of Corporate Governance and professionalism in running the day to day business of your company. I also place on record my appreciation to regulatory/statutory bodies, banks and financial institutions. My special thanks goes to you, dear members, for reposing your trust in the company and helping it to shape it is an institution of great stability. I also thank our various customers and suppliers, based at various parts of the country.

I take this opportunity to salute the spirit of the Government authorities who have not left any stone unturned in fighting this Pandemic and are carrying out one of the biggest vaccine inoculation across the country. We, as a Country, hope to come out of the pandemic and expect normalcy to resume soon.

Thankyou.

With Best Regards,



*Narrindra Suranna
DIN:00060127*

*Date: 31st May, 2021
Kolkata*

Chairman & Managing Director

NOTICE OF ANNUAL GENERAL MEETING.

NOTICE IS HEREBY GIVEN that the 36th (Thirty-sixth) Annual General Meeting of the Members of KKALPANA INDUSTRIES (INDIA) LIMITED will be held on Monday, the 27th day of September, 2021, at 11.00 A.M. (I.S.T) through Video Conferencing (“VC”)/ Other Audio Visual Means (“OAVM”), to transact the following Businesses:

ORDINARY BUSINESS:

1. To receive, consider and adopt the Audited Standalone and Consolidated Balance Sheets as at 31st March, 2021 and the Statement of Profit & Loss Accounts and Cash Flow Statements for the year ended as on that date and the Board’s Report and Report of the Statutory Auditors thereon.
2. To declare dividend of Rs. 0.20p per Fully Paid up Equity Share of face value Rs. 2/- each (i.e @ 10%)
3. To appoint a Director in place of Mr. Dev Krishna Surana (DIN 08357094), who retires by rotation and being eligible, offers himself for reappointment.

SPECIAL BUSINESS:

4. Ratification of the Remuneration payable to the Cost Auditors of the Company for the Financial Year ended 31st March, 2022

To consider and if thought fit, to pass, with or without modification(s), the following resolution as an Ordinary Resolution:

“**RESOLVED THAT** pursuant to provisions of Section 148(3) and other applicable provisions, if any, of the Companies Act, 2013 (including any statutory modification(s) or re-enactment(s) thereof) and the Companies (Audit and Auditors) Rules, 2014, (as amended from time to time and for the time being in force), the Company hereby ratifies the remuneration of Rs.30000/- plus taxes, as applicable, and out-of-pocket expenses incurred in connection with the Cost Audit, payable to M/s. D. Sabyasachi & Co (Firm Registration No. 000369)., Cost Accountant, who have been appointed as Cost Auditors of the Company by the Board of Directors on the recommendation of Audit Committee, to conduct Audit of the cost records of the Company for the Financial Year ending 31st March, 2022.

FURTHER RESOLVED THAT the Board of Directors of the Company (including any Committee thereof), be and is hereby authorized to do all such acts ,things, deeds and matters which are connected therewith or incidental thereto and take all necessary steps, as may be necessary, proper or expedient, to give effect to this resolution.”

5. Re-appointment of Mr. Rajesh Kumar Kothari (DIN: 02168932) as Whole Time Director of the Company

To consider and if thought fit, to pass, with or without modification(s), the following resolution as a Special Resolution:

“**RESOLVED THAT** in accordance with the recommendation of Nomination and Remuneration Committee of the Board of Directors and provisions of Section 196,197 and 198 and other applicable provisions if any, of the Companies Act, 2013 (the Act), read with Schedule V to the Act and the Companies (Appointment and Remuneration of Managerial Personnel) Rules, 2014, including any statutory modification(s) or reenactment thereof, for the time being in force, and all other applicable guidelines relating to managerial remuneration, issued by the Ministry of Corporate Affairs, from time to time, and subject to such other approvals, as may be necessary, and as per Articles 126(1), 126(3) and 145 of the Articles of Association of the Company and as per other relevant Articles of the Articles of Association, consent of the members of the Company be and is hereby accorded to the reappointment of Mr. Rajesh Kumar Kothari (DIN – 02168932) as Whole-Time-Director of the Company, for a period of 5 (Five) years with effect from 12th August, 2021, upon the terms and conditions as are set out in the Statement annexed hereto.

RESOLVED FURTHER THAT the Board of Directors of the Company (hereinafter referred to as the “Board”, which term shall be deemed to include any Committee thereof and any person authorized by the Board in this behalf) shall, in accordance with the statutory limits/ approvals, as may be

applicable for the time being in force, be at full liberty to revise/alter/modify/amend/change the terms and conditions of the reappointment and remuneration, from time to time, as may be agreed to by the Board and Mr. Rajesh Kumar Kothari (DIN: 02168932), subject to the approval of Nomination and Remuneration Committee of the Board of Directors of the Company, provided, however, that the remuneration payable to Mr. Rajesh Kumar Kothari (DIN: 02168932) shall be within the limits set out in section 197 of the Companies Act, 2013 read with Schedule V to the said Act, or any amendments thereto or any modification(s) or statutory re-enactment(s) thereof and /or any rules or regulations framed there under.

RESOLVED FURTHER THAT the Board of Directors of the Company, be and is hereby authorized to do all such acts, things, deeds and matters which are connected therewith or incidental thereto and take all necessary steps, as may be necessary, proper or expedient, to give effect to this special resolution.”

Registered Office:
2B, Pretoria Street,
Kolkata-700071

By Order of the Board of Directors
For Kkalpana Industries (India) Limited

Date: 31st Day of May, 2021
Place: Kolkata

Tanvi Panday (ACS- 31176)
Company Secretary

Notes:

1. IN VIEW OF THE ONGOING COVID-19 PANDEMIC, THE MINISTRY OF CORPORATE AFFAIRS (“MCA”) HAS VIDE ITS CIRCULAR NO. 02/2021 DATED 13.01.2021 READ WITH MCA’S CIRCULAR NO. 20/2020 DATED 05.05.2020 AND CIRCULAR NOS. 14/2020 DATED 08.04.2020 AND 17/2020 DATED 13.04.2020 (COLLECTIVELY REFERRED TO AS “MCA CIRCULARS”) PERMITTED THE HOLDING OF THE ANNUAL GENERAL MEETING (“THE MEETING” OR “AGM”) THROUGH VIDEO CONFERENCING (“VC”)/OTHER AUDIO VISUAL MODES (“OAVM”), WITHOUT PHYSICAL PRESENCE OF THE MEMBERS, AT A COMMON VENUE, WHICH SHALL BE IN COMPLIANCE WITH THE PROVISIONS OF COMPANIES ACT, 2013 (“THE ACT”). FURTHER SECURITIES AND EXCHANGE BOARD OF INDIA (“SEBI”) HAS VIDE ITS CIRCULAR NO. SEBI/HO/CFD/CMD2/CIR/P/2021/11 dated 15.01.2021 READ WITH SEBI/HO/CFD/CMD1/CIR/P/2020/79 DATED 12.05.2020 (COLLECTIVELY REFERRED TO AS “SEBI CIRCULARS”) HAS ALSO GRANTED CERTAIN RELAXATIONS IN COMPLIANCE WITH THE PROVISIONS OF THE ACT AND SEBI (LISTING OBLIGATIONS AND DISCLOSURE REQUIREMENTS) REGULATIONS, 2015 (“SEBI LISTING REGULATIONS”) AND MCA CIRCULARS. ACCORDINGLY THE 36TH AGM OF THE MEMBERS OF THE COMPANY WILL BE HELD THROUGH VC/OAVM ON MONDAY, THE 27TH DAY OF SEPTEMBER, 2021, AT 11:00 A.M. (IST). THE DEEMED VENUE FOR THE 36TH AGM WILL BE THE REGISTERED OFFICE OF THE COMPANY SITUATED AT 2B, PRETORIA STREET, KOLKATA – 700071.
2. PURSUANT TO THE PROVISIONS OF COMPANIES ACT, 2013, A MEMBER ENTITLED TO ATTEND AND VOTE AT THE AGM IS ENTITLED TO APPOINT A PROXY TO ATTEND AND VOTE ON A POLL INSTEAD OF HIMSELF / HERSELF AND THE PROXY NEED NOT TO BE A MEMBER OF THE COMPANY.

HOWEVER, SINCE THE ANNUAL GENERAL MEETING (“AGM”) IS BEING HELD THROUGH VC/OAVM, PURSUANT TO THE MCA CIRCULARS AND SEBI CIRCULARS, PHYSICAL ATTENDANCE OF MEMBERS HAS BEEN DISPENSED WITH. ACCORDINGLY, PURSUANT TO CIRCULAR NO. 14/2020 DATED 08.04.2020, THE FACILITY FOR APPOINTMENT OF PROXY/(IES) BY THE MEMBERS TO ATTEND AND CAST VOTE FOR THE MEMBERS WILL NOT BE AVAILABLE FOR THIS AGM AND HENCE THE PROXY FORM AND ATTENDANCE SLIP ARE NOT ANNEXED TO THIS NOTICE.

3. Institutional/Corporate Members (i.e. other than Individuals/ HUF/ NRI etc.) intending to authorize its representatives to attend the meeting through VC/OAVM and/or to vote thereat through E-Voting/ Remote E-Voting, on its behalf, are required to send a certified copy of the Board/ its Governing Body's Resolution/Authorization (scanned copy in .pdf/.jpg format only), pursuant to Section 113 of the Companies Act, 2013, or upload it on the e-voting portal. The said Resolution/Authorisation may be sent by E-mail through the registered email address to the Scrutinizer, Mr. Ashok Kumar Daga at daga.ashok@gmail.com or to the Company's email id tanvi.panday@kkaalpana.co.in
4. The attendance of the Members attending the AGM through VC/OAVM will be counted for the purpose of reckoning the quorum under Section 103 of the Companies Act, 2013.
5. The Members can join the AGM in the VC/OAVM mode 15 minutes before and after the scheduled time of the commencement of the Meeting by following the procedure mentioned in the Notes of the Notice of 36th AGM. The facility of participation at the AGM through VC/OAVM will be made available to 1000 members on first come first served basis. This will not include large Shareholders (Shareholders holding 2% or more shareholding), Promoters, Institutional Investors, Directors, Key Managerial Personnel, the Chairpersons of the Audit Committee, Nomination and Remuneration Committee and Stakeholders Relationship Committee, Auditors etc. who are allowed to attend the AGM without restriction on account of first come first served basis. The members will be able to view the proceedings on the National Securities Depository Limited's (NSDL) E-voting Website at www.evoting.nsdl.com. The link for viewing one way live webcast of the AGM will be made available on the company's website at www.kkaalpanagroup.com.
6. The Statement, pursuant to Section 102 of the Companies Act, 2013, setting out material facts concerning the special business under Item Numbers 4 to 5 of the Notice of 36th AGM is annexed hereto. The relevant details, pursuant to Regulation 26(4) and 36(3) of SEBI (Listing Obligations and Disclosure Requirements) Regulation, 2015 and Secretarial Standards on General Meetings, issued by the Institute of Company Secretaries of India, in respect of Directors seeking appointment / re appointment at this AGM, is also annexed. Requisite declarations have been received from Directors seeking appointment/re-appointment.
7. Register of Directors and Key Managerial Personnel of the Company and their respective shareholding maintained under Section 170 of the Companies Act, 2013 ('the Act') and The Register of Contracts and Arrangements in which the Directors are interested, maintained under Section 189 of the Companies Act, 2013 will be available for inspection, in electronic mode, by the members at the AGM.
8. All documents referred to in the Notice convening the 36th AGM and related Statement pursuant to Section 102 of the Companies Act, 2013 and annexures thereto (Collectively referred to as "Notice") will also be available for inspection, only in electronic mode, by the members from the date of circulation of the Notice upto the date of AGM i.e.27.09.2021. Members seeking to inspect such documents can send an e-mail to the Company Secretary, Ms. Tanvi Panday at tanvi.panday@kkaalpana.co.in.
9. In compliance with the provisions of Section 108 of the Companies Act, 2013 read with Rule 20 of the Companies (Management and Administration) Amendment Rules, 2015 and Regulation 44 of SEBI (Listing Obligations & Disclosure Requirements) Regulations, 2015, as amended, MCA Circulars, SEBI Circular and Secretarial Standards on General Meetings (SS-2) issued by the Institute of Company Secretaries of India, the Company is pleased to provide to its members, facility to exercise their right to vote on all resolutions set forth in the Notice convening the 36th AGM, electronically, through electronic voting (e-voting) services (both Remote E-Voting and E-Voting at AGM) facilitated by the National Securities Depository Limited (NSDL) and all items of the business may be transacted through remote e- voting (facility to cast vote from a place other than the venue of the AGM)/ E- Voting (facility to cast vote electronically at AGM) services provided by National Securities Depositories Limited ("NSDL"). Instructions and other information relating to remote e-voting/ e-voting are given in the notice under note no. 26. It may be noted that facility for E-voting at AGM shall be available for members who do not cast their vote through Remote E-Voting. Members who have cast their vote through Remote E-Voting may attend the AGM through VC/OAVM but shall not be entitled to cast their votes at the Meeting once again.

The Company has not arranged for physical voting through ballot papers, pursuant to MCA Circulars and SEBI Circulars, since the meeting is being held through VC/OAVM.

10. Voting rights will be reckoned on the paid-up value of shares registered in the name of the Members as on Monday, 20th September, 2021 (cut-off date). Only those Members whose names are recorded in the Register of Members of the Company or in the Register of Beneficial Owners maintained by the Depositories as on the cut-off date will be entitled to cast their votes by remote e-voting/ e-voting during the AGM.
11. In case of joint holders, only such joint holder who is higher in order of names, will be entitled to vote at the meeting.
12. In accordance with the provisions of section 91 of the Companies Act, 2013, the Register of Members and the Share Transfer Books of the Company will remain closed from Tuesday, 21st September, 2021 to Monday, 27th September, 2021 (both days inclusive).
13. Pursuant to Section 101 and Section 136 of the Companies Act, 2013 read with relevant Rules made thereunder, companies can serve Notice and Annual Report and other communication through electronic mode to those members who have registered their e-mail addresses either with the Company or with Depository Participant(s). Members who have not registered their e-mail addresses may now register the same. Members holding shares in demat form are requested to register their e-mail address with their Depository Participant(s) only.
14. In compliance with MCA Circulars and SEBI Circulars, Notice of AGM including details and instructions for remote e-voting/e-voting and the Annual Report for the FY 2020-21 of the Company consisting of Financial Statements including Auditors' Report, Board's Report and related Annexures attached therewith (Collectively referred to as "Annual Report 2020-21" or "Annual Report") are being sent only through Electronic mode to those members whose e-mail addresses are registered with the Registrar and Share Transfer Agents ("RTA")/Company/ Depository Participants and no physical copy of said documents are being sent to any member. Members may note that Notice of the 36th AGM, details and instructions for remote e-voting/e-voting and the Annual Report of the Company for the year ended 31st March, 2021 consisting of Financial Statements including Auditors' Report, Board's Report and related Annexures attached therewith are also uploaded on the Company's website www.kkalpanagroup.com and may be accessed by the members. The said documents will also be available on the website of the Stock Exchanges i.e Bombay Stock Exchange Limited and Calcutta Stock Exchange Limited at www.bseindia.com and www.cse-india.com and also on the website of NSDL at www.evoting/nsdl.com.
15. In compliance with the MCA circulars and SEBI Circulars the company had availed the services of E-mail ID updation of members through SMS, as provided by National Securities and Depository Limited (NSDL) and Central Depository and Services (India) Limited (CDSL), respectively, requesting the members of the Company to update their E-mail Id to enable receipt of Annual Report. Necessary Newspaper publications to this effect are also being made, requesting members to update their E-mail ID to enable receipt of Annual Report 2020-21.
16. Members, holding shares in physical mode are requested to notify the change in their name/address / mandate/ bank account/ nominations/ e-mail address/ contact/Power of Attorney etc to the Registrar & Share Transfer Agent of the Company ("RTA"), M/s. CB Management Services (P) Limited, P-22, Bondel Road, Kolkata – 700 019,. Members holding shares in demat form, are requested to intimate any change in their address and/or bank mandate to their Depository Participant(s). The Company cannot act on any request received directly from members holding shares in demat form, for any change in their particulars.
17. Members are requested to address all correspondences, including those on dividends, to the Registrar and Share Transfer Agents, as mentioned above.
18. The Securities and Exchange Board of India (SEBI) has mandated the submission of Permanent Account Number (PAN) by every participant in securities market. Members holding shares in electronic form are, therefore, requested to submit the PAN details to their Depository Participants with whom

they are maintaining their demat accounts. Members holding shares in physical form can submit their PAN details to the Company's Registrar and Share Transfer Agents, M/s. CB Management Services Pvt. Limited.

19. Dividend for the financial year ended 31st March, 2014, which remains unpaid or unclaimed, will be due for transfer to Investors' Education and Protection Fund of the Central Government ('IEPF') on 01st November, 2021, pursuant to the provisions of Section 125 of the Companies Act, 2013 corresponding to Section 205C of the erstwhile Companies Act, 1956. In respect of the said dividend, it will not be possible to entertain claims received by the Company after 31st October, 2021.

Members, who are yet to encash their dividend warrants for the financial year 2013-14 or any subsequent financial year(s), are requested to correspond/ lodge their claims with the Company's Registrar & Share Transfer Agents without delay. The details of dividend unclaimed by the members for the past years which have not yet been transferred to the Central Government are readily available for view by the members on the website of the Company (www.kkalpanagroup.com), as also on the website of the Ministry of Corporate Affairs through <http://iepf.gov.in/IEPFWebProject/SearchInvestorAction.do?method=gotoSearchInvestor>. Further, the members are advised to glance through the database and lodge their claim for dividend, which has remained unclaimed, with the Company's Registrar and Share Transfer Agents.

The Ministry of Corporate Affairs has notified provisions relating to unpaid / unclaimed dividend under Sections 124 and 125 of Companies, Act, 2013 and Investor Education and Protection Fund (Accounting, Audit, Transfer and Refund) Rules, 2016 (including amendments from time to time). As per these, members are requested to note that dividends that are not encashed/claimed within seven years from the date of transfer to the Company's Unpaid Dividend Account, will as per Section 124 of the Act, be transferred to Investor Education and Protection Fund (IEPF). Shares on which dividend remains unpaid/ unclaimed for seven consecutive years will be transferred to demat account of IEPF Authority as per section 124 of the Act, and applicable rules, notifications, if any (as amended from time to time). Hence the Company urges all the shareholders to encash/claim their respective dividend during the prescribed period. The shareholders whose dividend/ shares are transferred to the IEPF Authority can claim their shares from the Authority by following the Refund Procedure as detailed on the website of IEPF Authority <http://iepf.gov.in/IEPFA/refund.html> and by following the procedure as prescribed under the IEPF Authority (Accounting, Audit, Transfer and Refunds) Rules, 2016, as amended from time to time.

20. In accordance with the aforesaid IEPF Rules, the Company will send notice to all shareholders whose shares are due to be transferred to the IEPF Authority and also publish newspaper advertisement, in this regard. The said details will also be made available on the website of the Company at www.kkalpanagroup.com/investor-relations/news. Intimation in regard to newspaper publication will also be submitted to the stock exchanges and be available at the website of BSE at www.bseindia.com and that of Calcutta Stock Exchange at www.cse-india.com. The Company is required to transfer all shares, as above, to demat account of the IEPF Authority, in accordance with IEPF Rules as and when notified.
21. As per the provisions of Section 72 of the Companies Act, 2013, facility for making nomination is available for the Members in respect of the shares held by them. Nomination forms can be obtained from the Company's Registrars and Share Transfer Agents, by Members holding shares in physical form. Members holding shares in electronic form, may obtain Nomination forms from their respective Depository Participant.
22. As per the amendment made to Regulation 40 of SEBI (Listing Obligations and Disclosure Requirements) Regulations, 2015 by SEBI Circular No. SEBI/LAD-NRO/GN/2018/24 dated 8th June, 2018, read with press release (2018 PR No. 49/2018) dated 03.12.2018, it is mandated, w.e.f. 1st April, 2019, that except in case of transmission or transposition of securities, requests for effecting transfer of securities shall not be processed unless the securities are held in the dematerialized form with a depository. Further, as per SEBI Circular No. SEBI/HO/MIRSD/DOP1/CIR/P/2018/73 dated April 20, 2018, the Shareholders, who are still holding shares in physical form are requested to take immediate

action to demat their shares to avail easy liquidity and to update their Bank details with the Company to enable direct credit of dividends, if any declared, as per SEBI Regulations.

23. Members holding shares in physical form, in identical order of names, in more than one folio are requested to send to the RTA/Company, the details of such folios together with the share certificates for consolidating their holding in one folio. A consolidated share certificate will be issued to such member after making requisite changes.
24. The Dividend, as recommended by the Board of Directors, if declared at the Annual General Meeting will be credited/dispached between 02nd October, 2021 to 26th October, 2021 to those members or to those mandates :-
 - a. Whose name appear as Beneficial Owners as at the end of 20th September, 2021 in the statements of beneficial owner furnished by National Securities Depository Limited (NSDL) and Central Depository Services (India) Limited (CDSL), in respect of shares held in electronic form and
 - b. Whose names appear as Members in Register of Members of the Company, after giving effect to all valid share transfers/transmissions in physical form lodged with the Company/ RTA on or before the 20th September, 2021.

It may be noted that in view of the changes made under the Income Tax Act, 1961, by the Finance Act, 2020, dividends paid or distributed by the Company shall be taxable in the hands of the shareholders. Your company shall accordingly make the payments of Dividend after deducting Tax at Source.

25. SEBI vide its Circular No. SEBI/HO/MIRSD/DOP1/CIR/P/2018/73 dated 20th April, 2018 has mandated that for making dividend payments, companies whose securities are listed on the stock exchanges shall use electronic clearing services (local, regional or national), direct credit, real time gross settlement, national electronic funds transfer etc. The Company and its Registrar and Share Transfer Agent are required to seek relevant bank details of members from depositories/ investors for making payment of dividends in electronic mode. Further, pursuant to MCA General Circular 20/2020 dated 5th May, 2020, companies are directed to credit the dividend of the members directly to the bank accounts of the members using Electronic Clearing Service. Accordingly, members are requested to provide or update (as the case may be) their bank details with the respective depository participants for the shares held in dematerialized form and with the Registrar & Share Transfer Agent in respect of shares held in physical form. In case of non availability or non-updation of bank account details of the shareholders, the Company shall ensure payment of dividend to such member post normalization of postal services in the Country, vide dispatch of dividend warrant/ cheque, as the case may be.

26. Instruction for E-Voting and Joining the AGM are as follows:

- I. The remote e-voting period commences on 24th September, 2021 (9:00 a.m)(IST) and ends on 26th September, 2021 (5:00 pm)(IST). During this period only the members of the Company, holding shares either in physical form or in dematerialized form, whose names appear in the Register of Members or Register of Beneficial Owners, as on the cut-off date of 20th September, 2021, may cast their vote by remote e-voting. The remote e-voting module shall be disabled by NSDL for voting thereafter. Once the vote on a resolution is cast by the member, the member shall not be allowed to change it subsequently. The rights of members shall be proportionate to their share of the paid-up equity share capital of the company as on the cut-off date. E-voting rights cannot be exercised by a proxy, though corporate and institutional shareholders shall be entitled to vote through their authorized representatives with proof of their authorization.
- II. Mr. Ashok Kumar Daga, Practicing Company Secretary (Membership No. FCS-2699, C.O.P No. 2948) has been appointed as the Scrutinizer to scrutinize the E-voting during the AGM and remote e-voting process in a fair and transparent manner.
- III. *The way to vote electronically on NSDL e-Voting system consists of "Two Steps" which are mentioned below:*

Step 1 : Log-in to NSDL e-Voting system at <https://www.evoting.nsdl.com/>

Step 2 : Cast your vote electronically on NSDL e-Voting system.

Step 1: Access to NSDL e-Voting system**A) Login method for e-Voting and joining virtual meeting for Individual shareholders holding securities in demat mode**

In terms of SEBI circular dated December 9, 2020 on e-Voting facility provided by Listed Companies, Individual shareholders holding securities in demat mode are allowed to vote through their demat account maintained with Depositories and Depository Participants. Shareholders are advised to update their mobile number and email Id in their demat accounts in order to access e-Voting facility.

Login method for Individual shareholders holding securities in demat mode is given below:

Type of shareholders	Login Method
Individual Shareholders holding securities in demat mode with NSDL.	<ol style="list-style-type: none"> 1. If you are already registered for NSDL IDeAS facility, please visit the e-Services website of NSDL. Open web browser by typing the following URL: https://eservices.nsd.com/ either on a Personal Computer or on a mobile. Once the home page of e-Services is launched, click on the “Beneficial Owner” icon under “Login” which is available under “IDeAS” section. A new screen will open. You will have to enter your User ID and Password. After successful authentication, you will be able to see e-Voting services. Click on “Access to e-Voting” under e-Voting services and you will be able to see e-Voting page. Click on options available against company name or e-Voting service provider - NSDL and you will be re-directed to NSDL e-Voting website for casting your vote during the remote e-Voting period or joining virtual meeting & voting during the meeting. 2. If the user is not registered for IDeAS e-Services, option to register is available at https://eservices.nsd.com. Select “Register Online for IDeAS” Portal or click at https://eservices.nsd.com/SecureWeb/IdeasDirectReg.jsp 3. Visit the e-Voting website of NSDL. Open web browser by typing the following URL: https://www.evoting.nsd.com/ either on a Personal Computer or on a mobile. Once the home page of e-Voting system is launched, click on the icon “Login” which is available under ‘Shareholder/Member’ section. A new screen will open. You will have to enter your User ID (i.e. your sixteen digit demat account number held with NSDL), Password/OTP and a Verification Code as shown on the screen. After successful authentication, you will be redirected to NSDL Depository site wherein you can see e-Voting page. Click on options available against company name or e-Voting service provider - NSDL and you will be redirected to e-Voting website of NSDL for casting your vote during the remote e-Voting period or joining virtual meeting & voting during the meeting.

<p>Individual Shareholders holding securities in demat mode with CDSL</p>	<ol style="list-style-type: none"> Existing users who have opted for Easi / Easiest, they can login through their user id and password. Option will be made available to reach e-Voting page without any further authentication. The URL for users to login to Easi / Easiest are https://web.cdslindia.com/myeasi/home/login or www.cdslindia.com and click on New System Myeasi. After successful login of Easi/Easiest the user will be also able to see the E Voting Menu. The Menu will have links of e-Voting service provider i.e. NSDL. Click on NSDL to cast your vote. If the user is not registered for Easi/Easiest, option to register is available at https://web.cdslindia.com/myeasi/Registration/EasiRegistration Alternatively, the user can directly access e-Voting page by providing demat Account Number and PAN No. from a link in www.cdslindia.com home page. The system will authenticate the user by sending OTP on registered Mobile & Email as recorded in the demat Account. After successful authentication, user will be provided links for the respective ESP i.e. NSDL where the e-Voting is in progress.
<p>Individual Shareholders (holding securities in demat mode) login through their depository participants</p>	<p>You can also login using the login credentials of your demat account through your Depository Participant registered with NSDL/CDSL for e-Voting facility. Once login, you will be able to see e-Voting option. Once you click on e-Voting option, you will be redirected to NSDL/CDSL Depository site after successful authentication, wherein you can see e-Voting feature. Click on options available against company name or e-Voting service provider-NSDL and you will be redirected to e-Voting website of NSDL for casting your vote during the remote e-Voting period or joining virtual meeting & voting during the meeting.</p>

Important note: Members who are unable to retrieve User ID/ Password are advised to use Forget User ID and Forget Password option available at abovementioned website.

Helpdesk for Individual Shareholders holding securities in demat mode for any technical issues related to login through Depository i.e. NSDL and CDSL.

Login type	Helpdesk details
<p>Individual Shareholders holding securities in demat mode with NSDL</p>	<p>Members facing any technical issue in login can contact NSDL helpdesk by sending a request at evoting@nsdl.co.in or call at toll free no.: 1800 1020 990 and 1800 22 44 30</p>
<p>Individual Shareholders holding securities in demat mode with CDSL</p>	<p>Members facing any technical issue in login can contact CDSL helpdesk by sending a request at helpdesk.evoting@cdslindia.com or contact at 022- 23058738 or 022-23058542-43</p>

B) Login Method for shareholders other than Individual shareholders holding securities in demat mode and shareholders holding securities in physical mode.

How to Log-in to NSDL e-Voting website?

- Visit the e-Voting website of NSDL. Open web browser by typing the following URL: <https://www.evoting.nsdl.com/> either on a Personal Computer or on a mobile.
- Once the home page of e-Voting system is launched, click on the icon “Login” which is available under ‘Shareholder/Member’ section.
- A new screen will open. You will have to enter your User ID, your Password/OTP and a Verification Code as shown on the screen.
Alternatively, if you are registered for NSDL eservices i.e. IDEAS, you can log-in at <https://eservices.nsdl.com/> with your existing IDEAS login. Once you log-in to NSDL eservices after using your log-in credentials, click on e-Voting and you can proceed to Step 2 i.e. Cast your vote electronically.

4. Your User ID details are given below :

Manner of holding shares i.e. Demat (NSDL or CDSL) or Physical	Your User ID is:
a) For Members who hold shares in demat account with NSDL.	8 Character DP ID followed by 8 Digit Client ID For example if your DP ID is IN300*** and Client ID is 12***** then your user ID is IN300***12*****.
b) For Members who hold shares in demat account with CDSL.	16 Digit Beneficiary ID ForexampleifyourBeneficiaryIDis 12***** then your user ID is 12*****
c) For Members holding shares in Physical Form.	EVEN Number followed by Folio Number registered with the company For example if folio number is 001*** and EVEN is 101456 then user ID is 101456001***

5. Password details for shareholders other than Individual shareholders are given below:

- a) If you are already registered for e-Voting, then you can use your existing password to login and cast your vote.
- b) If you are using NSDL e-Voting system for the first time, you will need to retrieve the 'initial password' which was communicated to you. Once you retrieve your 'initial password', you need to enter the 'initial password' and the system will force you to change your password.
- c) How to retrieve your 'initial password'?

- (i) If your email ID is registered in your demat account or with the company, your 'initial password' is communicated to you on your email ID. Trace the email sent to you from NSDL from your mailbox. Open the email and open the attachment i.e. a .pdf file. Open the .pdf file. The password to open the .pdf file is your 8 digit client ID for NSDL account, last 8 digits of client ID for CDSL account or folio number for shares held in physical form. The .pdf file contains your 'User ID' and your 'initial password'.
- (ii) If your email ID is not registered, please follow steps mentioned below in **process for those shareholders whose email ids are not registered**

6. If you are unable to retrieve or have not received the "Initial password" or have forgotten your password:

- a) Click on "**Forgot User Details/Password?**"(If you are holding shares in your demat account with NSDL or CDSL) option available on www.evoting.nsdl.com.
- b) **Physical User Reset Password?**" (If you are holding shares in physical mode) option available on www.evoting.nsdl.com.
- c) If you are still unable to get the password by aforesaid two options, you can send a request at evoting@nsdl.co.in mentioning your demat account number/folio number, your PAN, your name and your registered address etc.
- d) Members can also use the OTP (One Time Password) based login for casting the votes on the e-Voting system of NSDL.

7. After entering your password, tick on Agree to "Terms and Conditions" by selecting on the check box.

8. Now, you will have to click on "Login" button.

9. After you click on the "Login" button, Home page of e-Voting will open.

Step 2: Cast your vote electronically and join General Meeting on NSDL e-Voting system.

How to cast your vote electronically and join General Meeting on NSDL e-Voting system?

1. After successful login at Step 1, you will be able to see all the companies “EVEN” in which you are holding shares and whose voting cycle and General Meeting is in active status.
2. Select “EVEN” of company for which you wish to cast your vote during the remote e-Voting period and casting your vote during the General Meeting. For joining virtual meeting, you need to click on “VC/OAVM” link placed under “Join General Meeting”.
3. Now you are ready for e-Voting as the Voting page opens.
4. Cast your vote by selecting appropriate options i.e. assent or dissent, verify/modify the number of shares for which you wish to cast your vote and click on “Submit” and also “Confirm” when prompted.
5. Upon confirmation, the message “Vote cast successfully” will be displayed.
6. You can also take the printout of the votes cast by you by clicking on the print option on the confirmation page.
7. Once you confirm your vote on the resolution, you will not be allowed to modify your vote.

General Guidelines for shareholders

- 1 Institutional shareholders (i.e. other than individuals, HUF, NRI etc.) are required to send scanned copy (PDF/JPG Format) of the relevant Board Resolution/ Authority letter etc. with attested specimen signature of the duly authorized signatory(ies) who are authorized to vote, to the Scrutinizer by e-mail to daga.ashok@gmail.com or to the Company at tanvi.panday@kkalpana.co.in with a copy marked to evoting@nsdl.co.in. They may also upload the same in the e-voting module in their login. The scanned image of the above mentioned documents should be in the naming format “Corporate Name EVEN NO.”
- 2 It is strongly recommended not to share your password with any other person and take utmost care to keep your password confidential. Login to the e-voting website will be disabled upon five unsuccessful attempts to key in the correct password. In such an event, you will need to go through the “[Forgot User Details/Password?](#)” or “[Physical User Reset Password?](#)” option available on www.evoting.nsdl.com to reset the password.
- 3 In case of any queries, you may refer the Frequently Asked Questions (FAQs) for Shareholders and e-voting user manual for Shareholders available at the download section of www.evoting.nsdl.com or call on toll free no.: 1800-222-990 or 1800-224-430 send a request at evoting@nsdl.co.in
- 4 In case of any grievances connected to the facility for e-voting please contact Mr. Amit Vishal, Senior Manager / Ms. Pallavi Mhatre, Manager, NSDL, Trade World, “A” Wing, 4th Floor, Kamala Mills Compound, Lower Parel, Mumbai 400 013 at telephone no. 022 – 24994360 / 022 – 24994545 or toll free no. 11800 1020 990 / 1800 22 44 30 or at E-mail ID : evoting@nsdl.co.in. In case of grievances connected to members data please contact Mr. Sujit Sengupta, M/s C.B. Management Services Pvt. Ltd. (Unit-M/s Kkalpana Industries (India) Limited), P-22, Bondel Road, Kolkata – 700019, West Bengal; Email: rta@cbmsl.com/ senguptask@cbmsl.com; Tel: 033 2280 6692 / 93/94/2486.
- 5 You can also update your mobile no. and e-mail id in the user profile details of the folio which may be used for sending future communication(s)

IV. Process for those shareholders whose email ids are not registered with the Depositories for procuring user id and password and registration of e mail ids for e-voting on the resolutions set out in this notice :

1. 1. In case shares are held in physical mode please provide Folio No., Name of shareholder, scanned copy of the share certificate (front and back), PAN (self attested scanned copy of PAN card), AADHAR (self attested scanned copy of Aadhar Card) by email to the RTA at rta@cbmsl.com or to the Company at tanvi.panday@kkalpana.co.in / kolkata@kkalpana.co.in

2. In case shares are held in demat mode, please provide DPID-CLID (16 digit DPID + CLID or 16 digit beneficiary ID), Name, client master or copy of Consolidated Account statement, PAN (self attested scanned copy of PAN card), AADHAR (self attested scanned copy of Aadhar Card) to the RTA at rta@cbmsl.com or to the Company at tanvi.panday@kkalpana.co.in / kolkata@kkalpana.co.in. If you are an Individual shareholders holding securities in demat mode, you are requested to refer to the login method explained at **step 1 (A) i.e. Login method for e-Voting and joining virtual meeting for Individual shareholders holding securities in demat mode.**
3. Alternatively shareholder/member may send an e-mail request to evoting@nsdl.co.in for procuring User ID and Password for e-voting by proving the details mentioned in Point (1) or (2) as the case may be.
4. In terms of SEBI circular dated December 9, 2020 on e-Voting facility provided by Listed Companies, Individual shareholders holding securities in demat mode are allowed to vote through their demat account maintained with Depositories and Depository Participants. Shareholders are required to update their mobile number and email ID correctly in their demat account in order to access e-Voting facility

V. The instructions for members for e-voting on the day of the AGM are as under:-

1. The procedure for e-Voting on the day of the AGM is same as the instructions mentioned above for remote e-voting.
2. Only those Members/ shareholders, who will be present in the AGM through VC/OAVM facility and have not casted their vote on the Resolutions through remote e-Voting and are otherwise not barred from doing so, shall be eligible to vote through e-Voting system in the AGM.
3. Members who have voted through Remote e-Voting will be eligible to attend the AGM. However, they will not be eligible to vote at the AGM.
4. The details of the person who may be contacted for any grievances connected with the facility for e-Voting on the day of the AGM shall be the same person mentioned for Remote e-voting.

VI. Instructions for members for attending the AGM through VC/OAVM are as under:

1. Member will be provided with a facility to attend the AGM through VC/OAVM through the NSDL e-Voting system. Members may access by following the steps mentioned above for **Access to NSDL e-Voting system**. After successful login, you can see link of "VC/OAVM link" placed under "Join General meeting" menu against company name. You are requested to click on VC/OAVM link placed under **Join General Meeting** menu. The link for VC/OAVM will be available in Shareholder/Member login where the EVEN of Company will be displayed. Please note that the members who do not have the User ID and Password for e-Voting or have forgotten the User ID and Password may retrieve the same by following the remote e-Voting instructions mentioned in the notice to avoid last minute rush.
2. Facility of joining the AGM through VC / OAVM shall open 15 minutes before the time scheduled for the AGM and will be available for Members on first come first served basis. Members who need assistance before or during the AGM, can contact NSDL or contact Mr. Amit Vishal, Senior Manager / Ms. Pallavi Mhatre, Manager, at telephone no. 022 – 24994360 / 022 – 24994545 or toll free no. 11800 1020 990 / 1800 22 44 30 or at E-mail ID : evoting@nsdl.co.in
3. Members are encouraged to join the Meeting through Laptops for better experience.
4. Further Members will be required to allow Camera and use Internet with a good speed to avoid any disturbance during the meeting.
5. Please note that Participants Connecting from Mobile Devices or Tablets or through Laptop connecting via Mobile Hotspot may experience Audio/Video loss due to Fluctuation in their respective network. It is therefore recommended to use Stable Wi-Fi or LAN Connection to mitigate any kind of aforesaid glitches.

6. Shareholders who would like to express their views/ask questions during the meeting may register themselves as a speaker, on or before the close of business hours on 17.09.2021, and as such send their request from their registered e-mail id, mentioning their name, demat account number/folio number, email id, mobile number at tanvi.panday@kkalpana.co.in / kolkata@kkalpana.co.in
7. Shareholders who would like to seek some clarification on the accounts or other reports may send their questions in 10 days in advance of the meeting, mentioning their name demat account number/folio number, email id, mobile number at tanvi.panday@kkalpana.co.in / kolkata@kkalpana.co.in.. so that the same will be replied by the company suitably.
8. Those shareholders who have registered themselves as a speaker will only be allowed to express their views/ask questions during the meeting. The Company reserves the right to restrict the number of speakers depending the availability of time for the AGM.

Other Instructions:

- 1 The Scrutinizer shall after the conclusion of voting at the AGM, first count the votes cast during the AGM and thereafter unblock the votes cast through remote e-voting and shall submit, not later than 48 hours of conclusion of AGM, a consolidated scrutinizer's report of the total votes cast in favour or against, if any, to the Chairman or a person authorized by him in writing, who shall countersign the same and declare the result of the voting forthwith.
 - 2 The Results declared alongwith the report of the Scrutinizer shall be placed on the website of the Company www.kkalpanagroup.com and on the website of NSDL immediately after the declaration of result by the Chairman or a person authorized by him in writing. The results shall also be immediately forwarded to concerned stock exchanges where the company's shares are listed.
27. The Resolutions shall be deemed to be passed on the date of Annual General Meeting, subject to receipt of sufficient votes.
 28. Since the AGM will be held through VC/OAVM, the route map is not annexed to this Notice.
 29. We urge members to support our commitment to environment protection by choosing to receive their shareholding communication through email. You can do this by updating your email address with your depository participants (in case of demat holdings) or with the RTA (in case of physical holdings)

**DETAILS OF DIRECTORS SEEKING APPOINTMENT / REAPPOINTMENT AT THE
36TH ANNUAL GENERAL MEETING**

(In Pursuance of Regulation 36(3) of SEBI Listing Regulations)

Name of Director	Mr. Dev Krishna Surana (DIN: 08357094)	Mr. Rajesh Kumar Kothari (DIN: 02168932)
Date of Birth	31.12.1992	05.06.1964
Date of Appointment on the Board	28.05.2019	11.08.2011
Qualification	Graduate (B.Com), MSC- Management for Business Excellence – from UK and MBA (CAM) from USA	Graduate (B.Com)
Expertise	His key skills are project management, Human Resource, Administration and Information Technology. He has been associated with KKalpana in various projects and was taken on the Board of Directors w.e.f. 11.02.2019 and is serving as Whole Time Director since 28.05.2019	Mr. Kothari has more than 29 years of experience in the areas of marketing, after sales service and market research. He started his career in the year 1985 at Kanoria Chemicals & Industries Limited. He joined Kkalpana in 1997
Directorships held in other public companies including private companies which are subsidiaries of public companies #	Ddev Plastiks Industries Limited Ddev Plastic Limited	Ddev Plastiks Industries Limited Ddev Plastic Limited
Memberships / Chairmanships of Committees across other companies in which he/she is a Director	None	None
Memberships / Chairmanships of Committees in the company	Member of CSR Committee and Stakeholder Relationship Committee	Chairman of CSR Committee and Member of Audit Committee and Stakeholder Relationship Committee
Shareholding in the Company	683850 shares (0.73%)	NIL
Relationship with other Directors	Son of Chairman and Managing Director Is also a Promoter of the Company.	NIL

Excludes Directorships in Private Limited Companies, Foreign Companies and Government Companies

Registered Office:
2B, Pretoria Street,
Kolkata-700071

By Order of the Board of Directors
For Kkalpana Industries (India) Limited

Date: 31st Day of May, 2021
Place: Kolkata

Tanvi Panday (ACS- 31176)
Company Secretary

Statement pursuant to Section 102 of The Companies Act, 2013

Item No.4

The company is required, under provisions of Section 148 of the Companies Act, 2013 (“the Act”) read with the Companies (Cost Records and Audit) Rules, 2014 (“the Rules”), as amended from time to time, to have the audit of its Cost Records conducted by a Practicing Cost Accountant or a firm of Cost Accountants. Further, in accordance with the provisions of Section 148 of the Act read with the Rules, the remuneration payable to the Cost Auditor has to be ratified by the members of the Company.

The Board of Directors of the Company, on the recommendation of the Audit Committee, at their respective meeting held on 31st May, 2021, has approved the appointment of M/s D. Sabyasachi & Co (Firm Registration No. 000369), Cost Accountants, as the Cost Auditor to conduct the audit of the cost records of the Company for the financial year 2021-22, at a remuneration of Rs. 30,000/- plus taxes, as applicable, and out of pocket expenses incurred in connection with the Cost Audit.

Accordingly, the consent of the members is sought by way of an Ordinary Resolution as set out at Special Business under Item No. 4 of the accompanying Notice convening the Annual General Meeting, for ratification of remuneration amounting to Rs. 30,000/- plus taxes, as applicable, and out of pocket expenses, incurred in connection with the Cost Audit, payable to the Cost Auditors for the financial year ending 31st March, 2022.

In view of complying with the requirements of Section 148 of the Act and the Rules, thereunder, the appointment of Cost Auditor for the Financial Year 2021-22, being a special business is unavoidable in nature. The Board of Directors accordingly, commends the ordinary resolution set out at Item No. 4 of the accompanying Notice convening the Annual General Meeting for ratification by the members.

None of the Directors or Key Managerial Personnels of the Company and their respective relatives are, in any way, concerned or interested, financially or otherwise in the resolution.

Item No.5

On recommendation of Nomination and Remuneration Committee, at its meeting held on 13th February, 2021, the Board of Directors of the Company, at its meeting held on 13th February, 2021, approved re-appointment of Mr. Rajesh Kumar Kothari (DIN – 02168932), aged about 57 years, as Whole- Time-Director of the Company for a period of 5 (Five) years with effect from 12th August, 2021, on the following main terms and conditions:

1. The appointment shall be for a period of 5 (Five) years commencing from 12th August, 2021 as Whole - Time Director.
2. Mr. Rajesh Kumar Kothari will be liable to retire by rotation while he continues as a Whole Time Director of the Company.
3. As Whole time Director, Mr. Rajesh Kumar Kothari shall perform such duties and exercise such powers as may be entrusted to him, from time to time, by the Managing Director and /or the Board of Directors.
4. In consideration of the performance of his duties to the Company, Mr. Kothari shall be entitled to the following remuneration:
 - A. Remuneration:
Salary of Rs. 40,00,000/- (Rupees Forty Lakhs only) per annum.
 - B. Perquisites:
 - I. One month's salary as Ex-gratia per year.
 - II. One month's paid leave per year, which may be encashable in part or in full, as per the Company Rules.
 - C. Gratuity:
As per Company Rules.

D. Yearly Increment

Such increment as recommended by Nomination and Remuneration Committee and approved by the Board of Directors

5. Minimum Remuneration:

Notwithstanding anything herein contained, where in any financial year during the continuance of the tenure of office of the Whole-Time Director the Company has no profits or its profits are inadequate, the Company will pay remuneration by way of salary and perquisites, as specified above, as minimum remuneration, subject to the ceiling specified in Schedule V to the Companies Act, 2013 or any amendments thereto.

6. Within the overall ceiling on managerial remuneration prescribed under the Companies Act, 2013, or any statutory modification or re-enactment thereof, the Board of Directors (hereinafter referred to as the "Board" which term shall include any Committee thereof and/or any person authorized by the Board of Directors in this regard) shall in accordance within the statutory limits/ approvals as may be applicable for the time being in force, be at full liberty to add, alter/ revise/modify/amend/change or vary any of the foregoing terms and conditions of the appointment and remuneration, benefits or perquisites, from time to time to which Mr. Rajesh Kumar Kothari may be entitled and as may be agreed to by the Board of Directors and Mr. Rajesh Kumar Kothari.

Mr. Kothari (aged about 57 years) has been associated with the Company since 1997 and has over 29 years' experience in areas of marketing, after sale service and market research. He was appointed as Whole Time Director for a period of 5 (five) years from 12.08.2011 to 11.08.2016 and re-appointed as Whole Time Director for further period off 5 (five) Years from 12.08.2016 to 11.08.2021. The Board of Directors of your company is of the opinion that his employment with your company will be technically and financially a sound proposition.

Mr. Kothari is not related to any other Director of the Company. A brief resume of Mr. Kothari as required under Regulation 36 of SEBI (Listing Obligations and Disclosure Requirements) Regulations, 2015 is set out as Annexure to this Notice.

The special resolution, being Item No. 5 of the notice convening the Annual General Meeting, is intended for the purpose.

The Board of Directors recommend the special resolution for approval of members and accordingly the approval of the members is sought pursuant to the provisions of Section 196,197,198 and other applicable provisions of the Companies Act, 2013 read with Schedule V thereto and rules made thereunder and relevant provisions of the Articles of Association of the Company, for the above reappointment of Mr. Rajesh Kumar Kothari as Whole – Time- Director of the Company and payment of remuneration to him.

Save and except Mr. Rajesh Kumar Kothari (DIN 02168932), none of the Directors and Key Managerial Personnel of the Company, and their relatives are, in any way, concerned or interested, financially or otherwise in the aforesaid resolution except to the extent of their respective shareholdings in the Company. The Proposed Special Business does not relate to or affects any other company (financial or otherwise) and is unavoidable in nature.

Registered Office:
2B Pretoria Street
Kolkata-700 071

31st May, 2021
Place: Kolkata

By Order of the Board of Directors
For Kkalpana Industries (India) Limited

Tanvi Panday (ACS 31176)
Company Secretary

Board's Report

To the Members of M/s Kkalpana Industries (India) Limited,

The Board of Directors, has pleasure to present the 36th Annual Report on the performance of the Company together with the Audited Statement of Accounts for the year ended March 31, 2021.

Summarized Financial Results

(Rs. In Lacs)

	Standalone		Consolidated	
	2020-21	2019-20	2020-21	2019-20
Net Turnover and other Income	154998.85	176221.02	156678.03	175741.92
Profit before Depreciation, Financial Costs & Tax	7861.02	8788.60	8005.35	8737.55
Less : Depreciation	1245.04	1215.25	1246.55	1221.70
Financial Costs	3563.98	4540.74	3564.05	4541.75
Profit before Tax	3052.00	3032.61	3194.75	2974.10
Less : Provision for Tax	810.76	(31.18)	978.12	(48.38)
Profit After Tax	2241.24	3063.79	2216.63	3022.48
Add: Profit brought forward from previous year.	23226.34	20434.27	23104.73	20353.98
Non – Controlling Interest	-	-	-	-
Amount Available for Appropriation	25467.58	23498.07	25321.38	23376.47
Appropriation				
Proposed final dividend on Equity Shares	(112.89)	(225.78)	(112.89)	(225.78)
Corporate Dividend Tax	-	(45.96)	-	(45.96)
Transfer to General Reserve	-	-	-	-
Surplus carried to Balance Sheet	25354.70	23226.34	25208.49	23104.73

Dividend

Your directors have pleasure in recommending payment of dividend @ 10% (Rs. 0.20p per equity share of face value Rs. 2/- each) to the equity shareholders of the Company for the Financial Year ended 31st March, 2021. Total Outflow for Dividend shall absorb a sum of Rs. 188.15 lacs as against Rs. 112.89 lacs in previous year (rate of dividend in previous year was 6%).

COVID-19 Impact

The World Health Organization declared a global pandemic of the coronavirus disease (Covid-19) on 11th February, 2020. The impact of the disease is being felt in India, as well. Due to lockdown and restrictions announced by State/Central Governments, the company had to keep its operations closed for most part of the month of April, 2020 and could, in phased manner, begin its operations from last week of April, 2020 onwards, in compliance with guidelines issued by respective authorities and is continuing to take adequate precautions for safety and wellbeing of its employees/ workers at all levels.

Intermittent lockdowns in the month of July, 2020 adversely affected the demand in several product segments. The severity of intermittent lockdown started to reduce from August 2020 onwards, however, in the last 10 days just before the close of FY 2020-21, the business again witnessed tough situation due to the onset of Second Wave of Covid-19. Most parts of the country were again put under lockdown/ restrictive measures which had an impact on the business of the Company. We expect the Business situation to resume normalcy by July, 2021.

While the pandemic is expected to have negative impact on the financial performance of company in the current year, the situation in the country still remains uncertain and, therefore, it is difficult to quantify the magnitude, and duration of such impact at this stage. However, preliminary estimates, based on sales trend in the past weeks and through interaction with your company's customers, indicate possibly sizeable reduction in turnover & profitability in respect of the financial year 2021-22, if another wave of Covid-19 hits the country. The company's focus on liquidity, supported by strong balance sheet & cost optimization initiatives would help the company in navigating near term challenges in the demand environment.

Your Directors are of the firm view that your company will be able to retrieve the loss in sales revenue within shortest possible time, maybe, within 2021-22, itself. They do not feel that the ongoing liquidity crisis will have such a negative effect that it will ultimately incarcerate the very survival of your company.

Industrial Scenario

The year 2020-2021 was very challenging, particularly, because world economic scenario was affected by Covid-19 pandemic. The second wave of Covid-19 which has hit India in the early period of Financial Year 2021-22 and also affected other countries is expected to affect the world economy. Further, the impact of Covid-19 on the world economy will also have impact on the domestic economy.

Operations and State of Company's Affairs

During the year under review, your Company achieved total revenue of Rs. 1,549.99 Crores as against total revenue of Rs. 1762.21 Crores in the previous financial year. The Profit after Tax is Rs. 22.41 Crores as against Rs. 30.64 Crores in the previous year.

Future Prospects

Your directors feel that your company's Research and Development, which is of a very high standard, will enable your company to make inroads in new markets, both domestic and international from 2021-22. The Company's outlook is very optimistic considering that Indian economy is eyeing "V" shaped recovery. The Make in India/ Atmanirbhar Bharat initiative supported by Production Linked Incentives will help several sectors to grow sustainably to whom the Company is serving. Company is confident about its growth trajectory in time to come as it has several products in pipeline, eyeing new geographies and new customers supported by consistent strong financial ratios.

Share Capital

There is no change in the Share Capital of the Company. As on 31st March, 2021, the paid up equity share capital of the company stood at Rs. 1881.46 lacs divided into 94072930 equity shares of face value Rs. 2/- each.

Transfer to General Reserve

The Board of Directors decided to retain the entire amount of profits for 2020-21 in the retained earnings.

Transfer of Amount to Investor Education and Protection Fund

Dividend for the financial year ended 31st March, 2014, which remains unpaid or unclaimed for a period of seven years, will be due for transfer to Investor Education and Protection Fund (IEPF) on 01st November, 2021. Members who have not yet encashed their dividend warrants for the financial year ended 31st March, 2014 or any subsequent financial years, are requested to lodge their claims without any delay.

Pursuant to the provisions of the Investor Education and Protection Fund (Uploading of information regarding unpaid and unclaimed amounts lying with companies) Rules, 2012, the Company has already filed the necessary form and uploaded the details of unpaid and unclaimed amounts lying with the Company, as on the date of last AGM (i.e.29.09.2020), with the Ministry of Corporate Affairs.

The related data is available on the Company's website.

Fixed Deposits

Your Company has not accepted any deposits from public and /or members during the year under review, within the meaning of Section 73 of the Companies Act, 2013 read with the Companies (Acceptance of Deposit) Rules, 2014 and accordingly as of 31st March, 2021, there were no unpaid fixed deposits with the Company.

Credit Rating

CRISIL has reaffirmed, vide its letter dated 21st December, 2020, the Credit Rating of A- (Long Term Rating) and A2+ (Short Term Rating) given to the company.

Research and Development

Your Company recognizes that Research & Development (“R&D”) plays a vital role in supporting operations as well as future growth. Your Company focuses its attention on development of Products that have wide industrial applications, particularly in cable, piping, packaging and footwear industries. Through R&D, it endeavors to increase production, lower cost of production and lower wastage.

Directors and Key Managerial Personnel

Appointment/Re-appointment

In accordance with the provisions of Section 152 of the Companies Act, 2013, Mr. Dev Krishna Surana (DIN -08357094), Whole Time Director of the Company, retires by rotation at the forthcoming Annual General Meeting and being eligible, has offered himself for re-appointment.

Mr. Rajesh Kumar Kothari (DIN: 02168932), Whole Time Director of the Company was appointed to said office for a term of 5 years wef 12.08.2016. As such, his term of office expires on 11.08.2021. The Board, at its meeting held on 13.02.2021, upon recommendation of Nomination and Remuneration Committee at its meeting held on same day, approved his re-appointment for a further term of 5 years wef 12.08.2021, subject to approval of members of the Company at the ensuing Annual General Meeting. It is also informed that he has submitted his consent for being re-appointed as Whole Time Director of the Company. The Board of Directors of your company has accordingly, sought approval from members, by way of special resolution, in accordance with Item No. 5 of the Notice convening this Annual General Meeting.

The necessary disclosures about Directors, required pursuant to Regulation 36 of the SEBI Listing Regulations and Clause 1.2.5 of the Secretarial Standard, are annexed to the Notice of 36th AGM, forming part of the Annual Report.

Key Managerial Personnel

The Board has the following Key Managerial Personnel as on 31.03.2021:

Mr. Narrindra Suranna- Chairman and Managing Director & CEO

Mr. Dev Krishna Surana – Whole Time Director

Mr. Rajesh Kumar Kothari- Whole Time Director

Independent Directors

As on 31.03.2021, your company had following Independent Directors:

Mr. Samir Kumar Dutta

Mrs. Mamta Binani

Mrs. Ramya Hariharan

None of the Independent Directors is due for re-appointment.

The Board is of the opinion that the Independent Directors of the Company possess requisite qualifications, experience, proficiency and expertise in their respective designated fields and are persons of integrity.

The Independent Directors of the Company have undertaken requisite steps towards the inclusion of their names in the data bank of Independent Directors maintained with the Indian Institute of Corporate Affairs (IICA), in terms of Section 150 of the Companies Act, 2013 (including any statutory modifications, amendments/ re-enactments, if any) read with Rule 6 of the Companies (Appointment and Qualification of Directors) Rules, 2014, as amended from time to time.

Cessation

Dr. Pranab Ranjan Mukherjee (DIN: 00240758), Whole Time Director of the Company, resigned from his office, wef 30th June, 2020.

None of the Directors are disqualified or debarred by SEBI or any other statutory authority, from continuing office as Director.

Declaration by Independent Directors

All Independent Directors of the Company have given declarations under Section 149(7) of the Act, that they meet the criteria of Independence, as laid down under Section 149(6) of the Act and Regulation 16(1)(b) of the SEBI Listing Regulations. In terms of Regulations 25(8) of the Listing Regulations, the Independent Directors have confirmed that they are not aware of any circumstance or situation, which exists or may be reasonably anticipated, that could impair or impact their ability to discharge their duties with an objective independent judgment and without any external influence. They have also confirmed, respectively, pursuant to Circular No. LIST/COMP/14/2018-19 dated 20.06.2018 issued by BSE Ltd., pertaining to enforcement of SEBI Orders regarding appointment/ re-appointment of Director/Independent Director, that they are not debarred from holding office of Independent Director/ Director by virtue of any SEBI order or any other statutory authority and are not disqualified from being continuing as Independent Directors in terms of Section 164 of the Act. They have also confirmed, respectively, their compliance with Rules 6(1) and 6(2) of the Companies (Appointment and Qualification of Directors) Rules, 2014 (“the Rules”), as amended from time to time, with respect to registration with the Databank of Independent Directors maintained with Indian Institute of Corporate Affairs.

Board membership Criteria and list of Core Skills/ expertise/ competencies identified in the context of the business

The Board of Directors are collectively responsible for selection of member on the Board. The Nomination and Remuneration Committee of the Company follows defined criteria for identifying, screening, recruiting and recommending candidates for selection as a Director on the Board. The criteria for appointment to the Board include:

- composition of the Board, which is commensurate with the size of the Company, its portfolio, geographical spread and its status as a listed Company;
- desired age and diversity on the Board;
- size of the Board with optimal balance of skills and experience and balance of Executive and Non-Executive Directors consistent with the requirements of law;
- professional qualifications, expertise and experience in specific areas of relevance to the Company;
- balance of skills and expertise in view of the objectives and activities of the Company;
- avoidance of any present or potential conflict of interest;
- availability of time and other commitments for proper performance of duties;
- personal characteristics being in line with the Company’s values, such as integrity, honesty, transparency, pioneering mindset.

The Board has identified the following skills/ expertise/ competencies fundamental for the effective functioning of the Company, which are currently available with the Board:-

- Leadership -experience of running large enterprise, leading well-governed organization, with an understanding of organizational systems and strategic planning and risk management, understanding of global business dynamics, across various geographical markets, industry verticals and regulatory jurisdictions.
- Strategy and planning-Appreciation of long-term trends, strategic choices and experience in guiding and leading management teams to make decisions in uncertain environments
- Governance-Experience in developing governance practices, serving the best interests of all stakeholders, maintaining board and management accountability, building long-term effective stakeholder engagements and driving corporate ethics and values
- Finance and Accounting Experience –Experience in handling financial management along with an understanding of accounting and financial statement
- Understanding use of Digital / Information Technology–Understanding the use of digital / Information Technology across the value chain, ability to anticipate technological driven changes & disruption

KKALPANA INDUSTRIES (INDIA) LIMITED

impacting business and appreciation of the need of cyber security and controls across the organization

- Sales and Marketing-Experience in developing strategies to grow sales and market share, build brand awareness and equity, and enhance enterprise reputation.

The following are the details of respective core skills of Board Members:-

Name of Director	Core Skill
Mr. Narrindra Suranna (DIN: 00060127)	Leadership Strategy and Planning Finance & Accounting Experience Understanding use of Digital/ Information Technology Sales and Marketing
Mr. Dev Krishna Surana (DIN: 08357094)	Leadership Strategy and Planning Understanding use of Digital/ Information Technology Sales and Marketing
Mr. Rajesh Kumar Kothari (DIN: 02168932)	Leadership Strategy and Planning Finance & Accounting Experience Sales and Marketing
Mr. Samir Kumar Dutta (DIN: 07824452)	Governance Finance and Accounting Experience
Mrs. Mamta Binani (DIN: 00462925)	Strategy and Planning Finance and Accounting Experience Governance Understanding use of Digital/ Information Technology
Mrs. Ramya Hariharan (DIN: 06928511)	Governance Finance and Accounting Experience Understanding use of Digital/ Information Technology

Committees of the Board

The Board of Directors has the following Committees:

1. Audit Committee
2. Nomination and Remuneration Committee
3. Stakeholders' Relationship Committee
4. Corporate Social Responsibility Committee

The details of the Committees along with their respective composition, number of meetings and attendance at the meeting are provided in the Corporate Governance Report, which also forms part of this Annual Report.

Separate meeting of Independent Directors

The Independent Directors met on 13.02 2021, without the attendance of Non-Independent Directors and members of the Management. The Independent Directors reviewed the performance of Non-Independent Directors and the Board as a whole, the performance of the Chairman of the Company, taking into account the views of Executive Directors and Non-Executive Directors and assessed the quality, quantity and timeliness of flow of information between the Company Management and the Board that is necessary for the Board to effectively and reasonably perform their duties

Code of Conduct for Directors, Senior Management Personnel and Employees

Your Company has adopted a Code of Conduct ("the Code" or "CoC") for its Directors and Senior Management. In terms of SEBI (Listing Obligations and Disclosure Requirements) Regulations, 2015, all Directors and Senior Management Personnel have affirmed compliance with respective the code. The

CEO and Managing Director has also affirmed and certified the same, which certification is provided in the Report on Corporate Governance. It also has in place an HR Policy for its employees at all levels.

Familiarization Programme for Independent Directors

The Company had organized familiarization programmes for the Independent Directors as per the requirement of the Companies Act, 2013 and Regulation 25(7) of SEBI (Listing Obligations and Disclosure Requirements) Regulations, 2015 and it conducts familiarization programme, from time to time, for its Independent Director. All independent directors inducted into the Board attended the familiarization programme. The Company has familiarized the Independent Director with the company, their roles, rights, responsibilities in the company, nature of the Industry in which the company operates and business model of the company. The Company endeavors to update the Independent Directors regarding the company's projects, new ventures, if any, opening of new office sites or manufacturing units, shutdown/ closure of any manufacturing unit. It also keeps the Independent Directors informed of any sluggishness in finance/ liquidity problems, if any. The suggestions received from Independent Directors are taken note of and informed to the Chairman and Managing Director who takes suitable measures, if required, on the suggestions of the Independent Directors. Further, at the time of the appointment of an Independent Director, the company also issues a formal letter of appointment outlining his/her role, function, duties and responsibilities. The format of the letter of appointment is available under the head draft letter of appointment on our website (www.kkalpanagroup.com/investor-relations.php)

Board Evaluation

The Board of Directors has devised a policy for performance evaluation, which includes criteria for performance evaluation. It reviews the performance evaluation criteria annually in accordance with Regulation 4(2)(f)(ii)(9) of SEBI (Listing Obligations and Disclosure Requirements) Regulations, 2015, as amended from time to time. The Nomination and Remuneration Committee accordingly carries out an annual evaluation of Board's performance, and the performance of its Committees as well as Individual Directors (both Executive and Non – executive/ Independent Directors) in accordance with Section 178(2) of the Companies Act, 2013. This involves receiving inputs from all Committee members. The Board thereafter reviews and takes on record the performance evaluation done by the Nomination and Remuneration Committee. The Board evaluates the performance of Independent Directors, pursuant to Regulation 17(10) of SEBI (Listing Obligations and Disclosure Requirements) Regulations, 2015 read with Schedule IV to the Companies Act, 2013.

Pursuant to the provisions of the Section 178(2) Companies Act, 2013 and SEBI (Listing Obligations and Disclosure Requirements) Regulations, 2015, the formal annual evaluation was carried out for the Board's own performance, its committees & Individual Directors.

A structured performance evaluation form was prepared after taking into consideration inputs received from the Directors and on the basis of the evaluation criteria laid down by Nomination and Remuneration Committee and as reviewed and approved by the Board of Directors, covering various aspects of the Board's functioning including adequacy of the composition of the Board and its Committees, Board culture, execution and performance of specific duties, obligations and governance, the effectiveness of its processes, information, flow and functioning.

A separate meeting of Independent Directors is held to review the performance of Non-Independent Directors, the performance of the Board of Directors and the performance of Chairman. The Directors evaluation was broadly based on parameters such as, meeting the expectation of stakeholders, guidance and review of corporate strategy, risks, participation, Director's contribution to the Board of Directors and Committee meetings, including preparedness on the issues to be discussed as well as meaningful and constructive contribution and inputs during the meeting and attendance at Board / Committee meetings, interpersonal skills. The performance evaluation of the Chairman of the Company was undertaken by the Independent Directors taking into account the views of Executive Directors and Non –Executive Directors. The Chairperson is evaluated on the key aspects of their role, their contribution to ensuing corporate governance, leadership qualities, decision implementation, understanding of market and industry scenario etc. The Independent Directors also assessed the quality, quantity and timeliness of flow of information between the Company's management and the Board.

Observation of the Board in regard its own performance

In regard to Financial Year ended 31st March, 2021, the Board of Directors of the Company, after an exhaustive discussion on the captioned subject matter, was of the opinion that operationally, the Board, as whole, had issued effective instructions, from time to time, and the same were duly carried out.

The Company Secretary of the Company issues, on a quarterly basis, the Consolidated Compliance Certificate, based on the reports submitted by the Unit/ Departmental Heads. The same is reviewed and taken on record by the Board

Policy on Director's appointment and remuneration

The current policy is to have an appropriate mix of executive and independent directors to maintain the independence of the Board, and separate its functions of governance and management. As of 31st March, 2021, the Board had 6 members, 3 of whom were executive and 3 were non-executive directors.

The Company's Policy for selection and appointment of Directors and their remuneration is based on its Nomination and Remuneration policy which, inter alia, deals with the manner of selection of the Directors and Senior Management Personnel and such other matters as provided under section 178(3) of the Act and 19(4) of SEBI (Listing Obligations and Disclosure Requirements) Regulations, 2015, including any amendment thereto.

The policy of the Company on directors' appointment and remuneration, including the criteria for determining qualifications, positive attributes, independence of a director and other matters, as required under section 178(3) of Companies Act, 2013 is available on the company's website under the head Policy at www.kkalpanagroup.com/investor-relations.php.

Your Directors affirm that the remuneration paid to the directors is as per the terms laid out in the Nomination and Remuneration Policy of the Company.

Board meetings

The Board met 5 (Five) times during the financial year under review, the details of which are given in the Corporate Governance Report which is annexed and forms a part of this report. The intervening gap between two consecutive Meetings was within the period prescribed under the Companies Act, 2013 and the SEBI (Listing Obligations and Disclosure Requirements) Regulations, 2015 read with MCA General Circular No. 11 /2020 dated 24.03.2020 and SEBI Circular SEBI/HO/CFD/CMD1/CIR/P/2020/38 dated 19.03.2020 relaxing the time gap of meeting in view of Covid-19 pandemic.

Directors' Responsibility Statement

Pursuant to the requirement clause (c) of sub-section (3) of Section 134 of the Companies Act, 2013, your Directors confirm that:

- (a) in the preparation of the annual accounts, the applicable accounting standards had been followed along with proper explanation relating to material departures;
- (b) the directors had selected such accounting policies and applied them consistently and made judgments and estimates that are reasonable and prudent so as to give a true and fair view of the state of affairs of the company at the end of the financial year and of the profit and loss of the company for that period;
- (c) the directors had taken proper and sufficient care for the maintenance of adequate accounting records in accordance with the provisions of this Act for safeguarding the assets of the company and for preventing and detecting fraud and other irregularities;
- (d) the directors had prepared the annual accounts on a going concern basis; and
- (e) the directors, had laid down internal financial controls to be followed by the company and that such internal financial controls are adequate and were operating effectively ; and
- (f) the directors had devised proper systems to ensure compliance with the provisions of all applicable laws and that such systems were adequate and operating effectively.

Statutory Auditors & Audit

The Statutory Auditors of the Company, M/s. B. Mukherjee & Co, Chartered Accountants, Kolkata (Firm Registration No. 302096E), were appointed as Statutory Auditors of the Company, at the Annual General Meeting of the Company held on 23rd September, 2017, for a period of 5 consecutive years, subject to ratification by members of the Company at every subsequent Annual General Meeting. However, as per the amendment of Section 139 of the Companies Act, 2013, which have been made effective from 07th May, 2018, ratification of the appointment of the auditor is no longer required. Hence the same is not proposed at the ensuing Annual General Meeting. The Statutory Auditors have given a certificate of eligibility and consent that they are eligible and willing to continue as Statutory Auditors of your company for the Financial Year 2021-22.

Further, the Auditors have confirmed that they have undergone the peer review process of the Institute of Chartered Accountants of India (ICAI) and hold a valid certificate issued by the 'Peer Review Board' of ICAI. The Auditors' Report on the accounts for the year ended 31st March, 2021 does not contain any qualification, reservation, adverse remark or observation.

During the year under review no fraud was reported by the Auditors, pursuant to Section 143(12) of the Companies Act, 2013

Internal Auditors & Internal Audit

The Board of Directors of your Company has re-appointed M/s. DKD& Associates, Chartered Accountants, Kolkata (Firm Registration No.322657E) as Internal Auditors pursuant to the provisions of Section 138 of the Companies Act, 2013 for the financial year 2021-2022, on the recommendation of Audit Committee. The Quarterly Internal Audit Report submitted by Internal Auditors during the Financial Year 2020-21 have been reviewed by the Audit Committee and Board, at their respective meetings and the suggestions therein implemented to the extent possible.

Cost Auditors & Cost Audit

Pursuant to section 148 of the Companies Act, 2013 and subject to notification of rules thereunder, the Board of Directors, on the recommendation of the audit committee, has appointed M/s. D. Sabyasachi & Co. (Membership NO. 00369), Cost Accountants, Kolkata, as the Cost Auditors of the Company for the financial year 2021-22. M/s. D. Sabyasachi & Co. have confirmed that their appointment is within the prescribed limits and they are free from any disqualifications as provided in section 141 of the Companies Act, 2013. The Cost Audit Report for the Financial Year 2020-21 does not contain any qualification, reservation, adverse remark or observation

Secretarial Auditor & Secretarial Audit

The Board had re-appointed Mr. Ashok Kumar Daga (Membership No.-FCS- 2699, C.O.P No. 2948), Practicing Company Secretary, to conduct Secretarial Audit for the Financial Year 2021-22. The report of the Secretarial Auditors for the Financial Year 2020-21 in Form MR-3 is annexed herewith as '**Annexure 1**' to this report. The report is self-explanatory and does not call for any further comments. The company does not have any material subsidiary company and hence the provisions of Secretarial Audit for material unlisted company, pursuant to Regulation 24A of SEBI (Listing Obligations and Disclosure Requirements), Regulations, 2015, as notified by SEBI Circular No. CIR/CFD/CMD1/27/2019 dated 08.02.2019 and inserted vide SEBI (Listing Obligations and Disclosure Requirements) (Amendment) Regulations, 2018, is not applicable to your Company.

Annual Secretarial Compliance Audit

SEBI Circular No. CIR/CFD/CMD1/27/2019 dated 08.02.2019 introduced that listed companies shall additionally, on an annual basis, require a check by Practicing Company Secretary ("PCS") on compliance of all applicable SEBI Regulations and circulars/ guidelines issued thereunder, consequent to which, the PCS shall submit a report to the listed entity. Mr. Ashok Kumar Daga (Membership No.-FCS- 2699, C.O.P No. 2948), Practicing Company Secretary, was appointed by the Board for the said purpose who has since submitted his report to the Board which was place for consideration by Board members, at its meeting held on 31st May, 2021 and shall subsequently be submitted to the Stock Exchange as per

the requirement of the said circular. The Annual Secretarial Compliance Report issued by Mr. Ashok Kumar Daga, (Membership No.-FCS- 2699, C.O.P No. 2948), Practicing Company Secretary for the year ended 31st March, 2021 does not contain any qualification, reservation or adverse remark and is annexed herewith as '**Annexure 2**' to this report.

Policies

The SEBI (Listing Obligations and Disclosure Requirements) Regulations, 2015 mandated the formulation of certain policies for all listed companies. All applicable policies are available under the head Policy on the Company's website: www.kkalpanagroup.com/investor-relations.php. The policies are reviewed periodically by the Board and updated, based on need and new compliance requirement.

Corporate Social Responsibility (CSR)

The Company has a Corporate Social Responsibility Committee, constitution of which is detailed in the Corporate Governance Report forming part of this Report. In compliance with Section 135 of the Companies Act, 2013 read with Companies (Corporate Social Responsibility Policy) Rules, 2014, as amended from time to time, the Company has adopted a CSR policy which is available under the head policy at: <http://www.kkalpanagroup.com/investor-relations.php>. The Annual Report on CSR expenditures for the FY 2020-21 is annexed herewith and forms part of this report and marked as '**Annexure - 3**'.

Related party transactions

Your Company has formulated Policy on Related Party Transaction (RPT) which is available on Company's website www.kkalpanagroup.com. There were no transactions that required disclosure under section 134(3)(h) of the Companies Act, 2013, in Form AOC-2, and hence your company has not provided any details of such related party transactions. Further, there are no material related party transactions, during the year under review, with the Promoters, Directors or any Key managerial Personnel which may have a potential conflict of interest with the Company at large. All Related Party Transactions were entered into by the company in its ordinary course of business and were at an arm's length. No Omnibus Approval was granted for the year under review.

Consolidated Financial Statement

Pursuant to Section 129(3) of the Companies Act, 2013 ("Act"), the consolidated financial statements of the Company and its subsidiaries and associate, prepared in accordance with the relevant Accounting Standard specified under Section 133 of the Act, read with Rule 7 of the Companies (Accounts) Rules, 2014, form part of this Annual Report. Pursuant to the provisions of the said section, a statement containing the salient features of the financial statements of the Company's subsidiaries, associates and joint ventures in Form AOC-1 is given in this Annual Report.

The Annual Report of the Company, containing therein its standalone and the consolidated financial statements has been placed on the website of the Company, <https://www.kkalpanagroup.com/investor-relations/>. The Financial Statements along with audit reports of the subsidiaries are available for inspection online by the Members.

Subsidiaries/ Joint Ventures / Associate Companies

M/s. Plastic Processors & Exporter Private Limited was a Wholly Owned Subsidiary of your Company till 17.12.2020. On 17.12.2020 the Company transferred the shares of M/s Plastic Processors and Exporter Private Limited to M/s Bbigplas Poly Private Limited, Holding Company of the Company. M/s Kkalpana Plastick Limited is the Associate company of your company wherein the Company holds 36.23% of equity in its paid up capital. Further, the Board, at its meeting held on 29.06.2020, approved the closure of a Limited Liability Company that was incorporated as a Subsidiary of the Company, in the name and style of M/s Kkalpana Plas Middeast (FZC) LLC, under the Laws of Sultanate of Oman. It may be noted that the operation in the said project had not commenced. At the meeting of Board of Directors of the Company held on 27.01.2020, the incorporation of Wholly Owned Subsidiary in the name and style of M/s Kkalpana Plastic Reprocess Industries Middleeast FZE', in Hamriyah Free Zone, Sharjah, United Arab Emirates was also approved. The said company had been incorporated and the 01st Financials of the said subsidiary was considered by the Board at its meeting held on 31.05.2021 and accordingly considered in consolidated

financials of the Company. During the year M/s Ddev Plastiks Industries Limited was also incorporated as the Wholly Owned Subsidiary of the Company. The said company was incorporated on 07.12.2020. The financial position of M/s Plastic Processors & Exporter Private Limited and M/s Ddev Plastiks Industries Limited (subsidiaries), M/s Kkalpana Plastick Limited (associate) and M/s Kkalpana Plastic Reprocess Industries Middleeast FZE' (foreign subsidiary) are given in Form AOC- 1 and forms part of the report as 'Annexure - 4'. The financials of said associates and subsidiaries have been considered by the Board and in the Consolidated Financials of the Company. M/s DDev Plastic Limited was also incorporated as Wholly Owned Subsidiary of the Company on 05.04.2021.

Performance of Subsidiaries, Associates and Joint Venture Companies and their contribution to the overall performance of the Company during the YEAR UNDER REVIEW

Particulars	PAT (Rs. In lacs)	As a % age of Profit or Loss	Amount (Rs. In Lacs)
Kkalpana Plastick Limited- Associate Company	10.40	36.23%	3.77
Plastic Processors and Exporter Pvt Ltd – Wholly Owned Subsidiary (till 17.12.2020)	(4.72)	100%	(4.72)
Ddev Plastiks Industries Limited- Wholly Owned Subsidiary (wef 07.12.2020)	(0.35)	100%	(0.35)
Kkalpana Plastic Reprocess Industries Middleeast FZE- Foreign Subsidiary	(23.71)	100%	(23.71)

Change in nature of Business, if any

There has been no change in the nature of business of the Company. Your Company continues to be one of the leading manufacturers of Polymer compounds in the Country.

Material changes and commitments affecting the financial position of the Company

There have been no material changes and commitments affecting the financial position of the Company between the end of the financial year to which the financial statements relate and the date of the report.

As approved in Board Meeting held on 11.12.2020, the Company has proposed Scheme of Arrangement between M/s Kkalpana Industries (India) Limited ("the Company" or "the Demerged Company") and M/s Ddev Plastiks Industries Limited ("the Resulting Company"), Wholly Owned Subsidiary of the Company to demerge the Compounding Business of the Company and vest the same with the Resulting Company. As on the date of this Report the Company had received the Observation Letters from BSE Limited and the Calcutta Stock Exchange Limited (Stock Exchanges where the shares of the Company are listed) and based on the same application has been filed with National Company Law Tribunal (NCLT).

Particulars of Loans, Guarantees and Investments

The Company has not given loans, guarantees or made investments exceeding sixty per cent of the aggregate of its paid-up share capital, free reserves and securities premium account or one hundred per cent of its free reserves and securities premium account, whichever is more, as prescribed in Section 186 of the Companies Act, 2013.

Details of Loans, Guarantees and Investments covered under the provisions of Section 186 of the Companies Act, 2013, are provided in the financial statement (please refer to Note 9 and 38 to the financial statement).

Risks and Concerns:

Risk factor is ingratiated to all business activities of all companies, though in varying degrees and forms. As far as your company is concerned, it has an approved risk management policy by the Board of Directors. Risk evaluation and its management is ongoing process within your company and is periodically reviewed by the Board of Directors of your company.

The main risks of your company are as under:

Business risks

Your company has to face intense competition from unorganized sector pertaining to plastic compounds. Further, the raw material prices remain volatile. It is very difficult to estimate the near future raw material cost.

Technology risks

Quality up gradation and product obsolescence risks are intertwined with your company's business management. However, the high standard of in-house research and development fortifies the technological risks to some extent.

Financial risks

The Company's policy is to actively manage its foreign exchange risk. The company actively manages the interest rate risk by adopting suitable strategies to minimize the impact of interest rate fluctuations, including maintain optimal balance of different loan types and maturities

Credit Risks

The Company sells their products by extending credit to customers, with the attendant risk of payment delays and defaults. To mitigate the risk, appropriate measures like periodic review and rigorous follow-up are put in place for timely collection of dues from the customer. Credit availability and exposure is another area of risk. However all exports and domestic sales of the Company are covered under receivable insurance Policy which further mitigate the risk.

Liquidity Risks

The Company realizes that its ability to meet its obligations to its suppliers and others is linked to timely and regular collection of receivables and maintaining a healthy credit rating. Review of working capital constituents like inventory of raw materials, finished goods and receivables are done regularly by the respective Divisions and closely monitored by Corporate Finance

Risk Management Policy

Your company has an elaborate risk Management procedure and adopted a systematic approach to mitigate risk associated with accomplishments of objectives, operations, revenues and regulations. The Board takes responsibility for the overall process of risk management throughout the organization. In terms of requirement of the Companies Act, 2013, the Company has developed and implemented the Risk Management Policy and the Audit Committee of the Board reviews the same periodically. The company considers activities at all levels of the Organization viz. Enterprise level, Division level, Business Unit Level and Subsidiary level in risk management framework. Risk management process of the Company focuses on three elements viz. 1) Risk Assessment 2) Risk Management and 3) Risk Monitoring. The Company's business units and corporate functions address risk through an institutionalized approach aligned to Company's objective. This is further facilitated by Internal Audit which is reviewed by the Board and Audit Committee of the Company. The key risks and mitigating actions are reviewed and significant audit observations and follow up actions thereon are reported to the Audit Committee and Board.

Significant and material orders passed by the regulators

During the year under review, no significant and material orders were passed by the regulators or courts or tribunals impacting the going concern status and the company's operations. As mentioned earlier the company has filed an application with National Company Law Tribunal for proposed Scheme of Arrangement relating to Demerger of its Compounding Business and vesting the same with M/s Ddev Plastiks Industries Limited, the Resulting Company.

Disclosure as per Sexual Harassment of Women at workplace (Prevention, Prohibition and Redressal)Act,2013.

As per the requirement of Sexual Harassment of Women at Workplace (Prevention, Prohibition and

Redressal) Act, 2013 and Rules made thereunder, as amended from time to time, the Company has in place Internal Complaints Committee (ICC) which has been setup to redress complaints regarding Sexual Harassment. The following is the summary of Sexual Harassment complaints received and disposed off during the year under review:

No. of Complaints at the beginning of the Financial Year (i.e. 01.04.2020)	-	Nil
No. of Complaints received during the Financial Year (i.e. 2020-21)	-	Nil
No. of Complaints disposed off during the Financial Year (i.e. 2020-21)	-	Nil
No. of pending at the end of the Financial Year (i.e. 31.03.2021)	-	Nil

All employees (permanent, contractual, temporary & trainees) are covered under the captioned Act. Your directors are pleased to state that working atmosphere of your company is very healthy for male and female employees/ workers.

Particulars of Employees

None of the employees, employed during the year, was in receipt of remuneration, in aggregate of Rupees 1,02,00,000 or more per annum for the financial year 2020-21, or Rs. 8,50,000 or more per month for any part of the Financial Year, as set out in the Companies (Appointment and Remuneration of Managerial Personnel) Rules, 2014, Therefore, no such details have been provided as required under section 197(12) of the Companies Act, 2013 read with Rules 5(2) and 5(3) of the Companies (Appointment and Remuneration of managerial Personnel) Rules, 2014.

The ratio of remuneration of each Director to the median employee's remuneration and other details in accordance with sub-section 12 of Section 197 of the Act, read with Rule 5(1) of the Companies (Appointment and Remuneration of Managerial Personnel) Rules, 2014, as amended, forms part of this report and is marked as '**Annexure 5**'

Annual Return

Pursuant to the provisions of section 92(3) and 134(3)(a) of the Companies Act, 2013 ('the Act') read with Rule 12(1) of the Companies (Management and Administration) Rules, 2014, the annual return for the Financial Year 2020-21 is uploaded on the website of the Company at www.kkalpanagroup.com/investor-relations/ under the tab Annual Report.

Vigil mechanism

The Company believes in conducting its affairs in fair and transparent manner by adopting the highest standards of professionalism, honesty, integrity and ethical behavior. Pursuant to the requirement of the Section 177(9) of the Companies Act, 2013, the Company has established vigil mechanism which also incorporates a whistle blower policy in terms of the SEBI Listing Regulations in order to provide a secure environment and to encourage employees to report unethical, unlawful, improper practice, acts or activities, if any. Protected disclosures can be made by a whistle blower through an e mail or phone or letter to the chairman of Audit Committee. During the year under review no employee was denied access to the Audit Committee.

Internal financial controls

The Board has adopted policies and procedures for governance of orderly and efficient conduct of its business, including adherence to the Company's policies, safeguarding its assets, prevention and detection of frauds and errors, accuracy and completeness of the accounting records and timely preparation of reliable financial disclosures. The internal financial controls with reference to the Financial Statements are commensurate with the size and nature of business of your Company. These have been designed to provide reasonable assurance with regard to recording and providing reliable financial and operational information, complying with applicable Indian Accounting Standards (Ind AS) and relevant statutes. The Internal Auditor and the Audit Committee reviews the Internal Financial Control system periodically. During the year under review, no material or serious observation has been received from the Internal Auditors of the Company for inefficiency or inadequacy of such controls.

Green Initiatives in Corporate Governance

Ministry of Corporate Affairs has permitted companies to send electronic copies of Annual Report, notices, etc. to the registered E-mail addresses of shareholders. Your Company has accordingly arranged to send the electronic copies of these documents to shareholders whose email addresses are registered with the Company/ Depository Participant(s), wherever applicable. In accordance with the MCA and SEBI circulars, issued in view of the COVID-19 pandemic, the Company can send only electronic copies of notice of AGM and Annual Report on registered email addresses of the Shareholders available with the company/RTA or the depositories. Hence physical circulation of notice of AGM and Annual Report is dispensed with; electronic circulation through E-mail shall suffice. Further, the company has also availed the E-Mail updation facility through SMS offered by NSDL and CDSL so as to reach the maximum number of members possible. In accordance with the MCA Circulars and SEBI Circulars, in regards to norms to be followed in view of COVID-19, your company has also adopted the facility of E-Voting at the AGM in addition to the Remote E-Voting facility that is provided in accordance with provisions of Section 108 of the Companies Act, 2013 read with Rule 20 of the Companies (Management and Administration) Amendment Rules, 2015 and Regulation 44 of SEBI (Listing Obligations & Disclosure Requirements) Regulations, 2015, as amended, and Secretarial Standards on General Meetings (SS-2) issued by the Institute of Company Secretaries of India.

Human Resources and Industrial Relations

The Industrial relations of the Company with its personnel has continued to be cordial and amicable. Your Directors acknowledge and appreciate the efforts and dedication of employees to the Company. Your directors wish to place on record the co-operation received from the Staff and Workers, at all levels and at all units.

Particulars of Conservation of Energy, Technology Absorption and Foreign Exchange Earnings and Outgo.

Your Company has directed its efforts to reduce energy costs by focusing on energy savings through the best optimization of operations on day to day basis. The Company has used fuels in appropriate mix to attain maximum savings.

As required under Companies (Accounts) Rules, 2014, the particulars of energy conservation, Technology Absorption and Foreign Exchange Earnings and outgo is given in the prescribed format as an Annexure to the Report and marked as '**Annexure 6**'.

Management's Discussion and Analysis Report

In accordance with Regulation 34 (e) of the SEBI (Listing Obligations and Disclosure Requirements) Regulations, 2015, the Management's Discussion and Analysis Report for the year under review, is presented in a separate section forming part of the Annual Report and marked as '**Annexure 7**'.

Corporate Governance

The Company is committed to good corporate governance practices. The report on Corporate Governance for the financial year ended March 31, 2021, as per regulation 34(3) read with Schedule V of the SEBI (Listing Obligations and Disclosure Requirements) Regulations, 2015, forms part of this Annual Report. The requisite Certificate from the Statutory Auditors of the Company confirming compliance with the conditions of Corporate Governance is annexed to this Report and marked as '**Annexure 8**'

Compliance with applicable Secretarial Standards

Your company has complied with the applicable provisions of Secretarial Standard-1, Secretarial Standard-2 and Secretarial Standard-3 issued by the Institute of Company Secretaries of India.

Acknowledgement

Your Directors take this opportunity to thank the Financial Institutions, Banks, Central and State Government authorities, Regulatory authorities, Stock Exchanges and all the various stakeholders for their continued co-operation and support to the Company.

Your Directors also wish to place on record their appreciation to all of the Company's employees and workers at all level for their enormous efforts as well as their collective contribution to the Company's performance.

Place: Kolkata
Date:31.05.2021

For and on behalf of the Board of Directors
Narrindra Suranna
(DIN: 00060127)
Chairman & Managing Director

Annexure – ‘1’

**Form No. MR-3
SECRETARIAL AUDIT REPORT**

FOR THE FINANCIAL YEAR ENDED 31ST, MARCH, 2021.

[Pursuant to section 204(1) of the Companies Act, 2013 and rule No.9 of the Companies (Appointment and Remuneration Personnel) Rules, 2014]

To,
The Members,
KKALPANA INDUSTRIES (INDIA) LIMITED
2B PRETORIA STREET
KOLKATA - 700071

I have conducted the secretarial audit of the compliance of applicable statutory provisions and the adherence to good corporate practices by KKALPANA INDUSTRIES (INDIA) LIMITED (hereinafter called the “company”). Secretarial Audit was conducted in a manner that provided me a reasonable basis for evaluating the corporate conducts/statutory compliances and expressing my opinion thereon.

Based on my verification of the Company’s, books, papers, minute books, forms and returns filed and other records maintained by the company and also the information provided by the Company, its officers, agents and authorized representatives during the conduct of secretarial audit, I hereby report that in my opinion, the company has, during the audit period covering the financial year ended on 31st, March, 2021 complied with the statutory provisions listed hereunder and also that the Company has proper Board-processes and compliance-mechanism in place to the extent, in the manner and subject to the reporting made hereinafter:

I have examined the books, papers, minute books, forms and returns filed and other records maintained by KKALPANA INDUSTRIES (INDIA) LIMITED (“the Company”) for the financial year ended on 31st, March, 2021, according to the provisions of:

- (i) The Companies Act, 2013 (the Act) and the rules made thereunder;
- (ii) The Securities Contracts (Regulation) Act, 1956 (‘SCRA’) and the rules made there under;
- (iii) The Depositories Act, 1996 and the Regulations and Bye-laws framed there under;
- (iv) Foreign Exchange Management Act, 1999 and the rules and regulations made there under to the extent of Foreign Direct Investment, Overseas Direct Investment and External Commercial Borrowings;
- (v) The following Regulations and Guidelines prescribed under the Securities and Exchange Board of India Act, 1992 (‘SEBI Act’):-
 - (a) The Securities and Exchange Board of India (Substantial Acquisition of Shares and Takeovers) Regulations, 2011;
 - (b) The Securities and Exchange Board of India (Prohibition of Insider Trading) Regulations, 1992;
 - (c) The Securities and Exchange Board of India (Issue of Capital and Disclosure Requirements) Regulations, 2009; **Not applicable, since the company has not raised share capital during the year.**
 - (d) The Securities and Exchange Board of India (Employee Stock Option Scheme and Employee Stock Purchase Scheme) Guidelines, 1999;
Not applicable, since the company has not issued shares as per (Employee Stock Option Scheme and Employee Stock Purchase Scheme) Guidelines, 1999 during the year.
 - (e) The Securities and Exchange Board of India (Issue and Listing of Debt Securities) Regulations, 2008;

Not applicable, since the company has not issued any debt securities as per (Issue and Listing of Debt Securities) Regulations, 2008;

(f) The Securities and Exchange Board of India (Registrars to an Issue and Share Transfer Agents) Regulations, 1993 regarding the Companies Act and dealing with client;

(g) The Securities and Exchange Board of India (Delisting of Equity Shares) Regulations, 2009; and

Not applicable, since the company has not applied for delisting of its shares from any stock exchange during the year.

(h) The Securities and Exchange Board of India (Buyback of Securities) Regulations, 1998; **Not applicable, since the company has not bought back of shares during the year**

(vi) Other specifically applicable laws to the Company.

(a) Water (Prevention and Control of Pollution) Act, 1974 and Air (prevention and Control of pollution) Act, 1981.

(b) Factories License under Factories Act, 1948 for its units situated in different places.

I have also examined compliance with the applicable clauses of the following:

(i) Secretarial Standards issued by The Institute of Company Secretaries of India, and

(ii) Securities and Exchange Board of India (Listing Obligations and Disclosure Requirements) Regulations, 2015

During the period under review the Company has complied with the provisions of the Act, Rules, Regulations, Guidelines, Standards, etc. mentioned above.

During the year, the Board of Directors had, at its meeting held on 11.12.2020, Proposed Scheme of Arrangement between the Company, Ddev Plastiks Industries Limited (CIN: U24290WB2020PLC241791), Wholly Owned Subsidiary of the Company, and their respective shareholders and creditors, providing for, inter alia, transfer of the Compounding Business Undertaking of the Company, on a going concern basis, to Ddev Plastiks Industries Limited, pursuant to Sec.230/232 of the Companies Act, 2013 and subject to the approval of Stock Exchanges and upon sanction of the Scheme by the Hon'ble NCLT. It may be noted that during the year the Observation Letters were received from the Stock Exchanges where the shares of the Company are listed (i.e. BSE Limited and The Calcutta Stock Exchange Limited) and accordingly application has been filed with the Hon'ble NCLT.

During the year, the Company had Listed with The Calcutta Stock Exchange its shares of Rs. 2 each (consequent to split of shares of Rs. 10/- each, in the year 2015) and also made Application for Revocation of Suspension of Trading of Equity Shares of the Company with the Calcutta Stock Exchange Limited. On the basis of the documents submitted and procedure followed, The Calcutta Stock Exchange Limited had revoked the suspension with effect from 25th March, 2021.

I further report that

The Board of Directors of the Company is duly constituted with proper balance of Executive Directors, Non-Executive Directors and Independent Directors. The following changes occurred in the Directors and KMP, however the composition of the Board of Directors during the period under review remains the same:

SL NO.	NAME OF THE DIRECTOR / KMP	PARTICULARS OF CHANGES
1.	MR. PRANAB RANJAN MUKHERJEE (WHOLETIME DIRECTOR)	CESSATION U/S 168

Adequate notice is given to all directors to schedule the Board Meetings, agenda and detailed notes on agenda were sent at least seven days in advance or at shorter notice subject to requisite compliance being made in this regard, and a system exists for seeking and obtaining further information and clarifications on the agenda items before the meeting and for meaningful participation at the meeting.

KKALPANA INDUSTRIES (INDIA) LIMITED

Majority decision is carried through while the dissenting members' views, if any, are captured and recorded as part of the minutes.

I further report that there are adequate systems and processes in the company commensurate with the size and operations of the company to monitor and ensure compliance with applicable laws, rules, regulations and guidelines.

Place: Kolkata

Date:28/05/2021

UDIN NO. F002699C000389206

**Ashok Kumar Daga
(Practising Company Secretary)
FCS No. 2699, CP No. 2948**

Annexure – ‘2’**Secretarial Compliance Report**

Kkalpana Industries (India) Limited for the year ended 31st March, 2021

[Pursuant to Circular No. CIR/CFD/CMDI/27/2019 dated 08/02/2019 issued by Securities and Exchange Board of India]

To,
 The Members of
 Kkalpana Industries (India) Limited
 2B, Pretoria Street,
 Kolkata – 700 071

I have examined:

- a. all the documents and records made available to me and explanation provided by **Kkalpana Industries (India) Limited** (“the listed entity”),
- b. the filings/ submissions made by the listed entity to the stock exchanges,
- c. website of the listed entity,
- d. any other document/ filing, as may be relevant, which has been relied upon to make this certification, for the year ended 31st March, 2021 in respect of compliance with the provisions of :
 - a) the Securities and Exchange Board of India Act, 1992 (“SEBI Act”) and the Regulations, circulars, guidelines issued thereunder; and
 - b) the Securities Contracts (Regulation) Act, 1956 (“SCRA”), rules made thereunder and the Regulations, circulars, guidelines issued thereunder by the Securities and Exchange Board of India (“SEBI”);

The specific Regulations, whose provisions and the circulars/ guidelines issued thereunder, have been examined, include:-

- a. Securities and Exchange Board of India (Listing Obligations and Disclosure Requirements) Regulations, 2015;
- b. Securities and Exchange Board of India (Issue of Capital and Disclosure Requirements) Regulations, 2018; - **Not Applicable to the Company since no shares issued during the year under review**
- c. Securities and Exchange Board of India (Substantial Acquisition of Shares and Takeovers) Regulations, 2011;
- d. Securities and Exchange Board of India (Buyback of Securities) Regulations, 2018; -**Not Applicable since no buy back was considered during the year under review.**
- e. Securities and Exchange Board of India (Share Based Employee Benefits) Regulations, 2014; - **Not Applicable since the company has not issued shares as per (Employee Stock Option Scheme and Employee Stock Purchase Scheme) Guidelines, 1999 during the year**
- f. Securities and Exchange Board of India (Issue and Listing of Debt Securities) Regulations, 2008; -**Not applicable since no debt securities were issued during the year**
- g. Securities and Exchange Board of India (Issue and Listing of Non- Convertible and Redeemable Preference Shares) Regulations, 2013; -**Not applicable since no preference shares were issued during the year under review.**
- h. Securities and Exchange Board of India (Prohibition of Insider Trading) Regulations, 2015; Circulars/ guidelines issued by SEBI in respect of aforesaid regulations and based on the above examination, I hereby report that, during the Review period.

KKALPANA INDUSTRIES (INDIA) LIMITED

I further certify that the company has complied with the conditions of Disclosure of material impact of CoVID-19 pandemic on Company's Business Operations under SEBI (Listing Obligations and Disclosure Requirements) Regulations, 2015 ("LODR Regulations") pursuant to Regulation 30 of LODR Regulations read with SEBI Circular No. SEBI/HO/CFD/CMD1/CIR/P/2020/84 dated 20th May, 2020,

- a. The listed entity has complied with the provisions of the above Regulations and circulars/ guidelines issued thereunder, except in respect of matters specified below:-

Sr.No	Compliance Requirement (Regulations/ circulars / guidelines including specific clause)	Deviations	Observations/ Remarks of the Practising Company Secretary
1	As per Regulations of LODR, the Company has complied with the provisions of all applicable regulations.	NIL	NIL

- b. The listed entity has maintained proper records under the provisions of the above Regulations and circulars/ guidelines issued thereunder insofar as it appears from my examination of those records.
- c. The following are the details of actions taken against the listed entity/ its promoters/ directors/ material subsidiaries either by SEBI or by Stock Exchanges (including under the Standard Operating Procedures issued by SEBI through various circulars) under the aforesaid Acts/ Regulations and circulars/ guidelines issued thereunder: **NA**

Sr. No.	Action taken by	Details of violation	Details of action taken E.g. fines, warning letter, debarment, etc.	Observations/ remarks of the Practising Company Secretary, if any.
-	-	-	-	-

- d. The listed entity has taken the following actions to comply with the observations made in previous reports: **NA**

Sr. No.	Observations of the Practising Company Secretary in the previous reports	Observations made in the secretarial compliance report for the year ended 31st March, 2021	Actions taken by the listed entity, if any	Comments of the Practising Company Secretary on the actions taken by the listed entity
-	-	-	-	-

Place: Kolkata

Date:28/05/2021

UDIN NO. F002699C000389173

Ashok Kumar Daga
(Practising Company Secretary)
FCS No. 2699, CP No. 2948

Annexure- '3'**FORMAT FOR THE ANNUAL REPORT ON CSR ACTIVITIES TO BE INCLUDED IN
THE BOARD'S REPORT****[Pursuant to Companies (Corporate Social Responsibility Policy) Rules, 2014]**

- (1) A brief outline of the company's CSR policy, including overview of projects or programmes proposed to be undertaken and a reference to the web-link to the CSR policy and projects or Programmes.**

The Corporate Social Responsibility Policy, which encompasses the company's philosophy for delivering its responsibility as a corporate citizen and lays down the guidelines and mechanism for undertaking socially useful programmes for welfare & sustainable development of the community at large, is titled as the "Kkalpana Industries (India) Limited CSR Policy". This policy shall apply to all CSR initiatives and activities taken up at the various work-centers and locations of the Company, for the benefit of different segments of the society, specifically the deprived, under-privileged and differently abled persons.

CSR Vision– Providing assistance in the development of weaker sections of the society, promoting health care and zeal of education in every spirit and ensuring environmental sustainability.

The CSR policy of the Company is available on the website of the Company under the head policy at www.kkalpanagroup.com/investor-relations.php .

- (2) The Composition of the CSR Committee.**

Mr. Rajesh Kumar Kothari	- Chairman
Mr. Narrindra Suranna	- Member
Mr. Dev Krishna Surana	- Member
Mr. Samir Kumar Dutta	- Member

- (3) Average net profit of the company for last three financial years: Rs. 3547.90 Lacs**
- (4) Prescribed CSR Expenditure (two per cent. Of the amount as in item 3 above) Rs.70.96 Lacs for FY 2020-21. Additionally Rs. 24.26 lacs, which was unspent in FY 2019-20 was also required to be spent during the FY 2020-21**
- (5) Details of CSR spent during the financial year.**
- (a) Total amount to be spent for the financial year : **Rs. 96.16 Lacs (including Rs. 24.26 lacs)**
- (b) Amount unspent, if any : **Nil**

(c) Manner in which the amount spent during the financial year is detailed below

(1)	(2)	(3)	(4)	(5)	(6)	(7)	(8)
Sl. No	CSR project or activity identified (relevant clause prescribed under the Act)	Sector in which the project is covered	Projects or programme (1) Local area or other (2) Specify the state and district where projects or programmes was undertaken	Amount outlay (budget project or programme wise)	Amount spent on the project or programme Sub Heads; (1) Direct expenditure on projects or programmes (2) Overheads	Cumulative expenditure up to the reporting period	Details of Implementing Agency
1	Clause(i) of Schedule VII of the Act read with General Circular No. 10.2020 dated 23.03.2020 issued by MCA	Eradicating hunger, poverty and malnutrition, promoting health care including preventive health care and sanitation including contribution to the Swach Bharat Kosh set-up by the Central Government for the promotion of sanitation and making available safe drinking water	Local area i.e. Kolkata- West Bengal	Rs. 80,000	Rs. 80,000	Rs. 80,000	CSR Expenditure during Covid-19 pandemic
2	Clause(ii) of Schedule VII of the Act.	Promoting special education and enhancing vocation skills especially among differently abled children, and livelihood enhancement projects.	Local area i.e. Kolkata- West Bengal	Rs. 94,26,000	Rs. 94,26,000	Rs. 94,26,000	Fateh Chand Dalam Chand Surana Charitable Trust
3	Clause(ii) of Schedule VII of the Act.	Promoting special education and enhancing vocation skills especially among differently abled children, and livelihood enhancement projects.	Local area i.e. Kolkata- West Bengal	Rs. 1,10,000	Rs. 1,10,000	Rs. 1,10,000	Friends of Tribal Society

6. The reasons for not spending two (2) % of the average net profit of the last three (3) years or any part thereof:

There was no unspent amount during the year. Infact the Company has spent Rs. 94,000 (Rupees Ninety Four Thousand only) in excess of the CSR Expenditure required to be made in FY 2020-21

7. Responsibility statement:

The CSR Committee of the Board confirms that the implementation and monitoring of CSR Policy is in line with the CSR Objectives and Policy of the Company.

Place : Kolkata
Date : 31.05.2021

Narrindra Suranna
Managing Director

Mr. Rajesh Kumar Kothari
Chairman, CSR Committee

Annexure-‘4’**AOC – 1**

[Pursuant to first proviso to sub section (3) of section 129 of the Companies Act, 2013 read with rule 5 of Companies (Accounts) Rules, 2014]

Statement containing salient features of the financial statements of subsidiaries/associate companies / joint ventures

Part “A”: Subsidiaries

Name of the Subsidiary		PLASTIC PROCESSORS AND EXPORTERS PRIVATE LIMITED (TILL 17.12.2020)	DDEV PLASTIKS INDUSTRIES LIMITED (WEF 07.12.2020)	KKALPANA PLASTIC REPROCESS INDUSTRIES MIDDLEEAST FZE
1.	Reporting period for the subsidiary concerned, if different from the holding company's reporting period	01.04.2020 to 31.03.2021	07.12.2020 to 31.03.2021	01.04.2020 to 31.03.2021
2.	Reporting currency and Exchange rate as on the last date of the relevant Financial Year in the case of foreign subsidiaries	Rupees	Rupees	AED (Exchange Rate)
3.	Share Capital	5,00,000	100000	175000 AED
4.	Reserves & surplus	(2,07,39,445)	(35,116)	(1,17,310)
5.	Total assets	7,71,24,049	8,72,384	1,94,128
6.	Total liabilities	7,71,24,049	8,72,384	1,94,218
7.	Investments	-	-	
8.	Turnover	-	-	
9.	Profit before taxation	(4,71,997)	(35,116)	(1,17,310)
10.	Provision for taxation	-	-	-
11.	Profit after taxation	(4,71,997)	(35,116)	(1,17,310)
12.	Proposed Dividend	-	-	-
13.	% of shareholding	100%	100%	100%
Notes: The following information shall be furnished at the end of the statement				
1	Names of Subsidiaries which are yet to commence operations	M/s Ddev Plastic Limited (incorporated on 05.04.2021)		
2	Names of subsidiaries which have been liquidated or sold during the year	M/s Kkalpana Plas Middeast (FZE) LLC #		

Please refer to the “Subsidiaries/ Joint Ventures/ Associates” point in the Board’s Report. The said company was proposed to be incorporated in the Board Meeting held on 28.10.2019 and decided to be closed at Board Meeting held on 29.06.2020, considering that under current scenario, the project may not be viable. It may be noted that operations had not commenced in the said subsidiary.

For **B. Mukherjee & Co.**
Chartered Accountants
Firm Registration No.: 302096E

For and on behalf of the Board of Directors

Narrindra Suranna
(DIN: 00060127)
Chairman and Managing Director

Rajesh Kumar Kothari
(DIN: 02168932)
Whole Time Director

B. Mukherjee
Partner
Membership No. 002941
Date: 31.05.2021
Place: Kolkata

Tanvi Panday
(Membership No. ACS 31176)
Company Secretary

Indar Chand Dakalia
Chief Financial Officer

Part “B”: Associates and Joint Ventures

Name of Associates		KKALPANA PLASTICK LIMITED
1.	Latest audited Balance Sheet Date	31.03.2021
2.	Shares of Associate held by the company on the year end	
	i. Number	2002920
	ii. Amount of Investment in Associates (Rs. In lacs)	200.29
	iii. Extend of Holding %	36.23
3.	Description of how there is significant influence	By way of ownership
4.	Reason why the associate is not consolidated	N.A.
5.	Networth attributable to Shareholding as per latest audited Balance Sheet (Rs. In lacs)	Rs. 677.65 lacs
6.	Profit / Loss for the year	
	i. Considered in Consolidation	Rs.3.77 lacs
	ii. Not Considered in Consolidation (Rs. In lacs)	Rs. 6.63 lacs

- Names of associates or joint ventures which are yet to commence operations.-N.A.
- Names of associates or joint ventures which have been liquidated or sold during the year-N.A.

For **B. Mukherjee & Co.**
Chartered Accountants
Firm Registration No.: 302096E

For and on behalf of the Board of Directors

B. Mukherjee
Partner
Membership No. 002941
Date: 31.05.2021
Place: Kolkata

Narrindra Suranna
(DIN: 00060127)
Chairman and Managing Director

Rajesh Kumar Kothari
(DIN: 02168932)
Whole Time Director

Tanvi Panday
(Membership No. ACS 31176)
Company Secretary

Indar Chand Dakalia
Chief Financial Officer

Annexure –‘5’**Disclosure in Board’s report as per the provisions of section 197(12) of the Companies Act,2013 read with Rule 5(1) of the Companies (Appointment and Remuneration of Managerial Personnel) Rules, 2014.**

Sl. No	Requirements of Rule 5(1)	Name& Designation of Key Managerial Personnel	Details
1	The ratio of remuneration of each director to the median remuneration of the employees of the Company for the financial year.	Mr. Narrindra Suranna, Managing Director Mr. Rajesh Kumar Kothari, Whole Time Director Dr. P. R. Mukherjee, Whole Time Director Mr. Dev Krishna Surana, Whole Time Director	18.37 : 1 9.54 : 1 N.A. (Since resigned wef 30.06.2021) 5.13:1
2	The percentage increase in remuneration of each director, CFO, CEO,CS or manager, if any, in the financial year.	Mr. Narrindra Suranna, Managing Director Mr. Rajesh Kumar Kothari, Whole Time Director Dr. P. R. Mukherjee, Whole Time Director Mr. Dev Krishna Surana, Whole Time Director Mr. I. C. Dakalia, Chief Financial Officer Ms. Tanvi Panday Company Secretary	No change No change N.A. (Since resigned wef 30.06.2021) 19.44% No change No change
3	The percentage increase in the median remuneration of employees in the financial year.	The median remuneration of the employees in the financial year was increased by 3.38%.	
4	The number of permanent employees on the rolls of Company	There were 314 Employees as on 31.03.2021.	
5	The explanation on the relationship between average increase in remuneration and company performance.	Omitted by Companies (Appointment and Remuneration of Managerial Personnel) Amendment Rules, 2016 dated 30.06.2017.	
6	Comparison of the remuneration of the KMP against the performance of the Company.	Omitted by Companies (Appointment and Remuneration of Managerial Personnel) Amendment Rules, 2016 dated 30.06.2017.	

KKALPANA INDUSTRIES (INDIA) LIMITED

Sl. No	Requirements of Rule 5(1)	Name & Designation of Key Managerial Personnel	Details
7	Variation in the market capitalization of the company, price earnings ratio as at the closing date of the current financial year and previous financial year and percentage increase over decrease in the market quotations of the shares of the company in comparison to the rate at which the company came out with the last public offer in case of listed companies, and in case of unlisted companies, the variations in the net worth of the company as at the close of the current financial year and previous financial year.	Omitted by Companies (Appointment and Remuneration of Managerial Personnel) Amendment Rules, 2016 dated 30.06.2017.	
8	Average percentile increase already made in the salaries of employees other than the managerial personnel in the last financial year and its comparison with percentile increase in the managerial remuneration and justification thereof and point out if there are any exceptional circumstances for increases in the managerial remuneration.	Average salary increase of non-managerial employees is -10.73%. The decrease is since number of employees has decreased from 334 to 314 and also 3 high paid employees left. Average salary increase of managerial employees is -5.74%. During the year under review Dr. PR Mukherjee, Whole Time Director, resigned wef 30.06.2020. There are no exceptional circumstances for increase in the managerial remuneration and the increase is commensurate to market standards	
9	The key parameters for any variable component of remuneration availed by the directors.	Omitted by Companies (Appointment and Remuneration of Managerial Personnel) Amendment Rules, 2016 dated 30.06.2017.	
10	Comparison of the each remuneration of the Key Managerial Personnel against the performance of the Company.	Omitted by Companies (Appointment and Remuneration of Managerial Personnel) Amendment Rules, 2016 dated 30.06.2017.	
11	The ratio of the remuneration of the highest paid director to that of the employees who are not directors but receive remuneration in excess of the highest paid director during the year.	Omitted by Companies (Appointment and Remuneration of Managerial Personnel) Amendment Rules, 2016 dated 30.06.2017.	
12	Affirmation that the remuneration is as per the remuneration policy of the Company.	It is hereby affirmed that the remuneration paid is as per the Remuneration Policy for Directors, KMP and other employees.	

Note : Managing Director & Whole Time Directors are Whole Time Directors & Other Directors are Non –Executive Independent Directors , who are paid only sitting fees for attending the Board and Committee meetings. Hence, ratios provided are only for Managing Directors & Whole Time Directors.

For and on behalf of the Board of Directors

Narrindra Suranna
(DIN: 00060127)
Chairman & Managing Director

Place: Kolkata
Date: 31.05.2021

Annexure-‘6’**Particulars of Conservation of Energy, Technology Absorption and Foreign Exchange Earnings and Outgo as per section 134 (3) (m) of the Companies Act, 2013 read with Rule 8(3) of the Companies (Accounts) Rules, 2014 for the year ended 31st March, 2020.****1. CONSERVATION OF ENERGY.****A) ENERGY CONSERVATION MEASURES TAKEN:**

In addition to the existing measures being practiced, the following steps were taken:-

- i. Education of workforce at the Head Office regarding use of various office equipments, especially computers in a manner that uses less energy.
- ii. Installation of energy efficient equipments, such as Compact Fluorescent Light Bulbs (CFLs) and Battery Charging Systems at all offices.
- iii. Adoption of policy of having our heating and cooling equipment serviced regularly.

B) ADDITIONAL INVESTMENTS AND PROPOSALS, IF ANY, BEING IMPLEMENTED FOR REDUCTION OF CONSUMPTION OF ENERGY.

- i. Rationalization of Plants to save and optimize use of energy.
- ii. Means of conservation of energy currently being utilized in process plants is being studied.

C) IMPACT OF MEASURES AT (A) AND (B) ABOVE.

Energy usage has been controlled due to above mentioned efforts being undertaken by the company.

D) TOTAL ENERGY CONSUMPTION AND ENERGY CONSUMPTION PER UNIT OF PRODUCTION.

The particulars are furnished in prescribed Form -A annexed hereto.

2. TECHNOLOGY ABSORPTION

Efforts made in technology absorption are furnished in prescribed Form-B annexed hereto.

3. FOREIGN EXCHANGE EARNINGS AND OUTGO.**A) ACTIVITIES RELATING TO EXPORT, INITIATIVES TAKEN TO INCREASE EXPORTS, DEVELOPMENT OF NEW EXPORT MARKETS FOR PRODUCTS AND SERVICES AND EXPORT PLANS:**

Company is making serious efforts for marketing of its products in global markets. With India's growing importance as a low cost manufacturing base with good health, safety and environment practices, your company sees a great export potential in many of its products. Effective steps have been taken in this regards and the company is receiving good responses to its efforts.

B) TOTAL FOREIGN EXCHANGE USED AND EARNED

(Rs. In Lacs)

PARTICULARS	CURRENT YEAR	PREVIOUS YEAR
Total Foreign Exchange earned	34,955.71	26,723.71
Total Foreign Exchange used	33,123.38	52,340.74

FORM – A

Disclosure of Particulars with respect to Conservation of Energy			
A. Power and Fuel Consumption	Unit	FY 2020-21	FY 2019-20
1. Electricity			
a) Purchased			
Unit	KWH	4,10,13,323.50	50,059,924.00
Total amount	Rs.	25,35,01,153.61	302,904,428.36
Rate / Unit	RS./KWH	6.18	6.05
b) Own generation (through diesel generator)			
Unit	KWH	1,56,929.00	150,608.00
Total amount	Rs.	19,43,794.65	2,301,345.73
Rate / Unit (Average)	RS./KWH	12.39	15.28
2. Coal			
3. Furnace Oil			
4. Other/Internal Generation			
B. Consumption per unit of Production of PVC, XLPE compounds & Master Batches & Agglomerates, Ink etc			
Net saleable production	MT	1,30,593.64	223,712.07
Electricity	KWH / MT	315.25	224.44

FORM – B

DISCLOSURE OF PARTICULARS WITH RESPECT TO TECHNOLOGY ABSORPTION.

RESEARCH AND DEVELOPMENT

- a) Specific areas in which R & D is carried out by your company.
- i) Horizontal and vertical expansion of Company's product profile.
 - ii) New & Improved Product Development.
 - iii) Up gradation of R&D lab, efforts are being made to develop state of the art R&D centre at Daman works to cater to the growing demand for Hi-Tech products.
- b) Benefits derived as a result of R & D.
- Efficiency and yield improvement, loss reduction and modernization programme.
- i) Import Substitution
 - ii) Increased Market share for various products.
 - iii) Better market penetration of various products.
 - iv) Developments of various grades of PVC & XLPE compounds to meet changing market needs.
- c) Future Plan of Action.
- The R & D Centre has undertaken development of various grades of PVC Compound to meet the changing conditions.
- d) Expenditure on R&D.

(Rs. In Lacs)

Particulars	FY ended 31 st March, 2021	FY ended 31 st March, 2020
Capital	10.25	25.93
Recurring	18.43	29.21
Total R & D Expenditure	28.68	55.14

TECHNOLOGY ABSORPTION, ADOPTION AND INNOVATION.

- a) Efforts, in brief, made towards technology absorption, adoption and innovation as above.
- b) Benefits derived as a result of the above efforts: New Products are being developed for polymer mixing by up gradation and innovation as enumerated above.
- c) No import of technology was carried out during the last 5 years from the beginning of financial year.

For and on behalf of the Board of Directors

Narrindra Suranna
(DIN:00060127)
Chairman and Managing Director

Place: Kolkata
Date: 31.05.2021

Annexure '7'

MANAGEMENT DISCUSSION AND ANALYSIS REPORT

GLOBAL OVERVIEW:

In the year 2020, lives and livelihoods both faced dire threat due to world wide spread of Covid-19 infections. Economic wheel came to a standstill due to imposition of strict lockdowns in most parts of the world and could resume activity only after some period of total shut down. Economic activity picked up some pace in the second and third quarter, however, different mutations of Covid-19 again caused surge in infections as second and third waves resulting in disruption of economic activity. As a result global economy contracted 3.5% in 2020.

With introduction of aggressive vaccination programs and financial stimulus packages by various Governments, the global economy is expected to grow at 6% in 2021 and 4.4% in 2022. However, global economic prospects continue to remain uncertain. As per the World Bank, the global economic output is recovering from the downturn triggered by Covid-19 but it will remain below pre-pandemic trends for a prolonged period. A well-coordinated response to the pandemic will shape the future of the global economy for years to come.

INDIAN ECONOMY

India was no exception and national lockdown was announced in March, 2020 leading to disruption of economic activity. The economic activity resumed with slow pace from second quarter of FY 2020-21 with a V shaped recovery. The Indian GDP, after a steep fall of 24.4% and 7.3% in Q1 and Q2 of FY 2020-21 respectively, has shown recovery with 0.4% growth in Q3. Based on this recovery trend, the GDP for 2021 is estimated to be contracting by 8% which is a clear outcome of the efforts undertaken in minimizing the impact of Covid-19 on the economy.

Just when everyone was thinking of return of economic activity to its pre-covid levels, the second wave of the Covid-19 pandemic has struck India with unforeseen fury, compelling many State Governments to impose strict lockdown like restrictions thus expecting to adversely affect rebounding economic activity. With the prediction of repeated waves and still a vast population pending to be vaccinated the misery of repeated economic disruptions and slowdowns is expected. The extent of economic loss will primarily depend on how fast the chain of infections can be broken and how India manages to contain this with mass vaccination efforts. The economic outlook therefore is difficult to assess, however with the aggressive vaccination of Indian population and with various stimulus packages being announced by Indian Government we are hopeful of significant economic growth in FY 2021-22.

Industry Overview

Kkalpana Industries (India) Limited ("KKIL") mainly caters to cable and wire companies, packaging, footwear, pipes, automobiles, consumer durables, electrical appliances, electricals and light fittings and electronics.

The COVID-19 pandemic has reemphasized the indispensable role of plastics in our daily life. Plastics in terms of personal protective equipment (PPEs) and other single-use medical equipment along with packaging solutions owing to their inherent properties have emerged as a life-savior for protecting the health and safety of the frontline health workers and the common citizens during the pandemic. This has resulted in plastics industry being affected to a lesser degree as compared to other sectors. Many plastic manufacturing units were operating as essential commodity even in the period of lockdown in various parts of the world supplying utmost important personal protective equipment, face marks, face shields etc. for protection of world population.

Industry Structure and Developments

Indian plastic Industry has over 50,000 plastic processing units employing more than 50 Lacs people across the Country. Almost 80% to 90% of the total manufacturing units are in small & medium scale sector. The Industry is very fragmented and majority of the manufacturers are from unorganized sector and very few are from organized sector. Plastic industry consumes around seventy five percent of the petrochemicals production, which is quite significant.

The revival process post pandemic one in a way, tested the fundamentals of all businesses particularly the supply chain system, the ability to ramp up production amidst restrictions, efficient working capital management, and the inherent strength of the distribution network

India exported plastics worth US\$ 237.16 million in January 2021, and the export during April 2020 to January 2021 was US\$ 2.76 billion. The total plastic and linoleum export during April 2020 to February 2021 was US\$ 6.73 billion and for the month of February 2021, it was US\$ 630.94 million.

Company's Performance:

Critical financial figures for 2020-21 are as under:-

- Gross turnover for the year is Rs. 1,565.34 Crore against Rs. 1,775.92 Crore in 2019-20.
- PBIDT for the year Rs. 78.61 Crore as against Rs. 87.89 Crore in 2019-20.
- Profit before Tax for the year Rs. 30.52 Crore against Rs.30.33 Crore in 2019-20.
- Capital Structure of the Company as at 31st March 2020 is Rs. 18.81 Cr comprising of 94072930 nos. of equity shares of Rs. 2/- each.

B. Product wise operational performance:-

Product wise, your company is engaged in manufacturing of the following products, the performance of which is discussed below-

Poly Vinyl Chloride

The turnover from Poly Vinyl Chloride is Rs 36,088.98 lacs as against Rs 47,639.70 lacs in the previous year.

Polyethylene

Turnover from Polyethylene is Rs. 105,795.68 lacs in the year under review year as against Rs. 115,668.21 lacs in the previous year.

Agglomerates, Reprocessed Granules, Scraps & Others

Turnover from these items is Rs. 13,114.19 lacs as against Rs. 12,913.11 lacs in the previous year.

Important Ratios in respect of the year ended 31st March, 2021 are as below:

- a) Debt Equity Ratio- 0.22 in FY 2020-21 (It was 0.23 in FY 2019-20)
- b) Current Ratio- 1.41 in FY 2020-21 (It was 1.53 in FY 2019-20)
- c) Interest Coverage Ratio- 1.46 in FY 2020-21 (It was 1.67 in FY 2019-20)
- d) Debt Service Coverage Ratio- 0.37 in FY 2020-21 (It was 0.60 in FY 2019-20)
- e) Stock Turnover Ratio- 40.98 in FY 2020-21 (It was 42.92 in FY 2019-20)
- f) Return on Equity (RoE)- 6% in FY 2020-21 (It was 9% in FY 2019-20)

Future Outlook

Indian plastic consumption remain at 13 kg which is one tenth that of what is consumed by per person in developed Countries and there is huge potential for growth. Various Government initiatives like Atmanirbhar Bharat, Make in India, Pradhan Matri Krishi Sinchayee Yojana, Smart City Project, establishment of plastic parks, Production Linked Incentive are expected to boost demand in plastics Industry. Government has prioritized the sector and import duty on naphtha has been reduced from 4.00 % to 2.5% in order to

make Indian exporters more competitive in global market. All these Industry friendly policy measures, tax subvention will promote fresh investments and boost new capacities in the near future.

SWOT Analysis

Strength

- Capability of large scale operation allowing economies of scale of production. The company caters to cable and wire companies, packaging, footwear, pipes, automobiles, consumer durables, electrical appliances, electricals and light fittings and electronics.
- Geographical spread of operation in India allows movement of finished goods at the customers' place, quickly with lower cost of transportation.
- Strong financial base
- Proper mix of workforce (skilled, semiskilled and diversified)

Weakness

- The main weakness will flow from deceleration in Indian Economy
- The supply chain will definitely affect the production line

Threat

- Borrowing from Bank will be difficult because of mounting NPAs (Non Performing Assets) of Banks
- Unorganised Sectors will also eat into the demand segment of the Company

Opportunities

- The ongoing trade conflicts among major countries may be a boon for developing country like India and especially KKIL
- KKIL has established digital technology as a lever to enhance efficiency and productivity. This will expand the profit margins

Risks and Concerns:

Although the Company has comprehensive risk management in place, there is concern about:-

- a) Supply Chain
- b) Fall in Demand
- c) Securing Finance at competitive rates.

The company has comprehensive risk management framework in place, which consists of

- a) Process to identify, prioritize and formulate mitigation plans for risks and
- b) A framework of rules and regulations for various officials/ employees and the Board, in discharging the risk management process, periodicity of reporting risk management.

As a part of this risk management framework, the company has identified for each conceivable risk and corresponding mitigation plan to ensure continuous risk monitoring and risk mitigation.

Internal Control System.

The Company always strives to strengthen Internal Control Systems and processes for smooth and efficient conduct of business and complies with applicable relevant laws and regulations. A comprehensive delegation of power exists for smooth decision making. Elaborate guidelines for preparation of accounts are followed for uniform compliance. Further, all the key functional areas are governed by respective operating manuals. In order to ensure that all checks and balances are in place and all Internal Control Systems are in work, regular and exhaustive internal audits are conducted by experienced firm if accountants in close co-ordination with the company's concerned accredited officials.

The Internal Financial Control are reviewed periodically and in particular the Internal Auditors ensure that the company as in all material aspects, laid down Internal Financial Controls including operational controls and that such controls are adequate and operating efficiently.

Human Resources and Industrial Relations

The Company appreciates performance of the employees for the year and anticipates much more for the years to come. Your Company believes in employee empowerment across the entire organization in order to achieve organizational effectiveness. The Human Resource policies are soundly drafted for all levels of employees to serve them motivation, transfer & promotions and to retain the skills. Over a period of time, your company has built and nurtured a dedicated and excellent workforce who consists of engineers, CAs, CSs, MBAs, and advance degree holders like PhDs having a big business portfolio. The Industrial relations of the Company was cordial and there were no instances of employee disputes arising during the year.

Your company has sufficient pool of talents in various operational fields. The Human Resource environment has been very smooth throughout the year.

The company takes special care about the safety, which is core value of the company and all necessary actions are taken in the company to keep safety as priority.

Cautionary Statement

Certain statements made in the Management Discussion and Analysis Report relating to the Company's objectives, projections, estimates, and expectations and others may constitute 'forward looking statements' within the meaning of applicable laws and regulations. Actual results may differ materially from those expressed or implied. Important factors that could make a difference to the Company's operations include economic conditions affecting demand/supply and price conditions in the domestic and overseas markets in which the Company operates, changes in the Government regulations, tax laws, natural calamities and so on over which the company does not have any direct control.

For and on behalf of the Board of Directors
Narrindra Suranna
(DIN: 00060127)
Chairman & Managing Director

Place: Kolkata
Date: 31.05.2021

Annexure- '8'

REPORT ON CORPORATE GOVERNANCE

1. COMPANY'S PHILOSOPHY ON CORPORATE GOVERNANCE:

Corporate Governance refers to a set of laws, regulations and good practices that enable an organization to perform efficiently and ethically generate long term wealth and create value for all its stakeholders. It provides structure to set the objectives, the means to attain them and monitor the performance. It is a commitment to the business ethics and values and not limited to compliances and transparency. Since Large Corporations employ a vast quantum of societal resources, Kkalpana believes that the governance process should ensure that these resources are utilized in a manner that meets stakeholders' aspirations and societal expectations.

Corporate Governance helps to serve corporate purpose by providing a framework within which stakeholders can pursue the objectives of the organization most effectively. Corporate governance signifies acceptance by management of the inalienable rights of shareholders as the true owners of the organization and of their own role as trustees on behalf of the shareholders.

The Philosophy of the Company in relation to Corporate Governance is to ensure transparent disclosures and reporting that conforms to laws, regulations and guidelines and continue focusing on its resources, strengths and strategies to achieve its vision of becoming a market leader in plastics industries, while upholding the core values of excellence, integrity, responsibility, unity and understanding, which are fundamental to Kkalpana Group.

Corporate Governance is an integral part of value, ethics and best business practices followed by the Company. The core values of the Company are commitment to excellence & customer satisfaction and maximizing long term shareholder's value. In a nutshell, the philosophy can be described as observing of business practices with the ultimate aim of enhancing long term shareholder's value and commitment to high standard of business ethics.

Some of the major initiatives taken by the Company towards strengthening its corporate governance systems and practices include the following:

Secretarial Audit:

The Company has appointed an independent practicing Company Secretary to conduct Secretarial audit. The Secretarial Audit Report for the Financial Year 2020-21 forms part of Directors Report.

Role of Company Secretary in overall Governance Process:

The Company Secretary plays a key role in ensuring that the Board procedures are followed and regularly reviewed. The Company Secretary ensures that all relevant information, details and documents are made available to the directors and senior management for effective decision making at the meetings.

Observance of the Secretarial Standards issued by the Institute of Company Secretaries of India:

The Institute of Company Secretaries of India (ICSI) is one of the premiere professional bodies in India. ICSI has issued Secretarial Standards on important aspects like Board Meetings (SS1), General Meetings (SS2), Payment of Dividend (SS3), Maintenance of Registers and Records, Minutes of Meetings and Transfer / Transmission of Shares. The observance of Secretarial Standards SS1, SS2 and SS3 are mandatory. Rest are recommendatory in nature, the company adheres to the applicable standards voluntarily.

2. BOARD OF DIRECTORS:

The Board of Kkalpana has an appropriate mix of Executive and Non-Executive Directors. The Non-Executive Directors include Independent Directors and a women Director and is in conformity with Regulation – 17 of the SEBI (Listing Obligations and Disclosure Requirements) Regulations, 2015.

The composition of the Board and Category of Directors is as follows:

- As on 31st March, 2021, the Board comprises Chairman & Managing Director, two Whole Time Directors, and three non executive independent directors including two Women Director. The Chairman is an Executive Director.
- None of the Directors on the Board are Members of more than ten Committees or Chairman of more than five Committees across all the Companies in which they are Directors. Necessary disclosures regarding Committee positions in other public Companies have been made by the Directors.
- The names and categories of the Directors on the Board, their attendance at Board Meetings held during the year and at the last (AGM), as also the number of Directorship and Committee positions held by them in other Companies are given herein below.

Name (Relationship Inter-Se, if any)	Designation	Category	Attendance Particulars		Outside Directorships & Committee Position (excluding Kkalpana Industries (India) Limited) As at 31.03.2021		
			Board Meeting (out of 5 meeting held in the year under review)	Last AGM	Other Director ships** (Listed/ Unlisted- Category)	Committee Memberships#	Committee Chairmanships#
Narrindra Suranna (Father of Mr. Dev Krishna Surana, Whole Time Director)	Chairman & Managing Director	Executive & Promoter	5	Yes	-	-	-
Rajesh Kumar Kothari (None)	Whole Time Director	Executive	5	Yes	1. Ddev Plastiks Industries Limited (Unlisted- Executive)	2	-
Dr.P.R. Mukherjee (till 30.06.2020) (None)	Whole Time Director	Executive	1	Yes	-	-	-
Dev Krishna Surana (Son of Mr. Narrindra Suranna, Chairman & Managing Director)	Whole Time Director	Executive	5	Yes	1. Ddev Plastiks Industries Limited (Unlisted- Executive)	-	-
Samir Kumar Dutta (None)	Director	Non Executive & Independent	5	Yes	1. Kkalpana Plastick Limited (Listed-Non Executive Independent)	0	3

KKALPANA INDUSTRIES (INDIA) LIMITED

Name (Relationship Inter-Se, if any)	Designation	Category	Attendance Particulars		Outside Directorships & Committee Position (excluding Kkalpana Industries (India) Limited) As at 31.03.2021		
			Board Meeting (out of 5 meeting held in the year under review)	Last AGM	Other Director ships** (Listed/ Unlisted- Category)	Committee Memberships#	Committee Chairmanships#
Mamta Binani (None)	Director	Non Ex- ecutive & Independent	5	Yes	1. GPT Infraprojects Limited (Listed-Non Executive Indepen- dent) 2. Century Plyboards (India) Limited (Listed-Non Executive Independent) 3. Skipper Limited (Listed-Non Executive Independent) 4. Anmol Industries Limited (Unlisted-Non Execu- tive Independent) 5. La Opala R G Limited (Listed-Non Executive Independent) 6. Emami Paper Mills Limited (wef 13.08.2020) (Listed-Non Executive Independent) 7. Balrampur Chini Mills Ltd. (wef 05.11.2020) (Listed-Non Executive Independent) 8. Uttam Galva Me- tallics Limited (wef 19.03.2021) (Unlisted-Non Execu- tive Independent) 9. Uttam Value Steels Limited (wef 19.03.2021) (Listed-Non Executive Independent)	2	2

Name (Relationship Inter-Se, if any)	Designation	Category	Attendance Particulars		Outside Directorships & Committee Position (excluding Kkalpana Industries (India) Limited) As at 31.03.2021		
			Board Meeting (out of 5 meeting held in the year under review)	Last AGM	Other Director ships** (Listed/ Unlisted- Category)	Committee Memberships#	Committee Chairmanships#
Ramya Hariharan (None)	Director	Non Ex- ecutive & Independent	3	Yes	1. Al Champdany Industries Limited (till 23.11.2020) (Listed-Non Executive Independent) 2. The Indian Steel and Wire Products Limited (Unlisted-Non Execu- tive Independent) 3. Texmaco In- frastructure and Holdings Limited (wef 14.09.2020) (Listed-Non Executive Independent) 4. TRF Limited (wef 18.09.2020) (Listed-Non Executive Independent)	3	1

* Plastic Processors and Exporter Private Limited was a subsidiary of M/s Kkalpana Industries (India) Limited till 17.12.2020 and hence considered as deemed public company.

** Directorship includes only Public Companies (both Listed and Unlisted).

Committees includes Audit Committee and Stakeholders Relationship Committee across all companies.

Details of the Directors Seeking appointment / re- appointment at the Annual General Meeting, pursuant to Regulation 36(3) of SEBI (Listing Obligations and Disclosure Requirements) Regulation, 2015 have been given along with the Notice of Annual General Meeting.

As required under the Accounting Standard 18 transaction with related parties are furnished under note 40 of notes on financial statement. There was no transactions of material nature with Promoter Directors or their relatives, etc. that may have potential conflict with the interest of the company. With regards to disclosure received from Directors and senior management there was no transaction with the company which might have potential conflict with the interest of the company at a large.

Shareholdings of directors as on 31.03.2021 are as under:

Name of the Director	No. of Ordinary Shares held	% of Paid – up Capital
Narrindra Suranna	1000	0.001%
Rajesh Kumar Kothari	-	-
Dr.P.R.Mukherjee (till 30.06.2020)	-	-
Dev Krishna Surana	683850	0.73%
Samir Kumar Dutta	-	-
Mamta Binani	-	-
Ramya Hariharan	-	-

3. BOARD AGENDA

Scheduling and Selection

Meetings are governed by a structured agenda. The Board members, in consultation with the Chairman, may bring up any matter for the consideration of the Board. All departments of the Company schedule their work plans in advance, particularly with regard to matters requiring consideration at the Board/ Committee Meetings. All such matters are communicated to the Company Secretary in advance so that the same could be included in the agenda for the Board/ Committee Meetings.

Information given to the Board

The dates for the Board Meetings for the ensuing year are decided well in advance and communicated to the Directors. Additional meetings of the Board are held when deemed necessary. Board members are given agenda papers along with necessary documents and information in advance of each meeting of the Board and Committee(s). However, in case of business exigencies or urgencies, few resolutions are passed by way of circulation and if required same is supported by an audio call to explain the rationale. The Board periodically reviews compliance reports with respect to laws and regulations applicable to the Company. The recommendations of the Committees are placed before the Board for necessary approvals. The information as enumerated in Part A of Schedule II of the Securities and Exchange Board of India (Listing Obligations and Disclosure Requirements) Regulations, 2015 ('SEBI Listing Regulations') is made available to the Board of Directors for discussions and considerations.

Invitees & Proceedings

Apart from the Board members, other senior management executives are called as and when necessary, to provide additional inputs for the items being discussed by the Board. The Chairpersons of various Board Committees brief the Board on all the important matters discussed & decided at their respective committee meetings, which are generally held prior to the Board meeting.

Invitees & Proceedings

Apart from the Board members, other senior management executives are called as and when necessary, to provide additional inputs for the items being discussed by the Board. The Chairpersons of various Board Committees brief the Board on all the important matters discussed & decided at their respective committee meetings, which are generally held prior to the Board meeting.

Post Meeting follow up System:

The Governance processes in the Company include an effective post meeting follow-up, review and reporting process for action taken / pending on decisions of the Board. Decisions are promptly communicated to the concerned departments. Action taken report on decisions / minutes of previous meetings is placed at the succeeding meetings of the Board/ Committee for noting.

4. DETAILS OF BOARD MEETINGS DURING THE FINANCIAL YEAR:

The Meetings of the Board of Directors are normally held at the Company's Registered Office at Kolkata. During the financial year 2020-2021, 5(Five) meetings of the Board were held and the gap between two meetings did not exceed four months (120 days) except in case of the 01st Board meeting of the Financial Year which was conducted pursuant to MCA General Circular No. 11/2020 dated 24.03.2020 read with SEBI Circular No. SEBI/HO/CFD/CMD1/CIR/P/2020/38 dated 19.03.2020, wherein the gap exceeded 120 days but was held within 180 days, as permitted vide said Circulars, in view of relaxations approved due to Covid -19 pandemic. The dates on which the said meetings were held are as follows:

SI.No	Date	SI.No	Date
1	29.06.2020	4	11.12.2020
2	14.09.2020	5	13.02.2021
3	14.11.2020	-	-

Board Independence

Based on the confirmation/ disclosures received, pursuant to Section 149(7) of the Companies Act, 2013 and Regulation 25(8) of SEBI (Listing Obligations and Disclosure Requirements) Regulations, 2015 from the Directors, all Non-Executive Directors are Independent in terms of Section 149(6) of the Companies Act, 2013 and Regulation 16(1)(b) of the SEBI Listing Regulations. There are no material pecuniary relationships or transactions between the Independent Directors and the Company, except for sitting fees and commission drawn by them for attending the meeting of the Board and Committee(s) thereof. None of the Non-Executive Directors hold any shares or convertible instruments in the Company. None of the Independent Directors are related to each other.

None of the Independent/ Non Executive Directors have resigned before expiry of his/her tenure.

A separate meeting of the Independent Directors was held on 13th February, 2021 to discuss inter alia:

1. The performance of the Chairperson of the Company, taking into account the views of Executive and Non- executive Directors;
2. The performance of the Non-Independent Directors and the Board as a whole;
3. The quality, quantity and timeliness of flow of information between the Company management and the Board that is necessary for the Board to effectively and reasonably perform their duties.

Board Familiarization and Induction Programme

The Company has adopted a well-structured induction policy for orientation and training of the Non-Executive Directors to provide them with an opportunity to familiarise themselves with the Company, its management, its operations and the industry in which the Company operates. The induction programme includes one-to-one interactive sessions with the Executive Directors, Senior Management including the Business CEOs and also includes visit to Company and plant sites and locations. The details of familiarization programmes imparted to independent director is available under the head policy at www.kkalpanagroup.com/investor-relations.php

Code of Business Conduct and Ethics

The Company has laid down a Code of Conduct (COC or the Code) which is applicable to all the Board members and Senior Management of the Company. The COC is available on the website of the Company www.kkalpanagroup.com under the head Policies. The Code has been circulated to all members of the Board and Senior Management and they have affirmed compliance with the Code. A declaration signed by the Managing Director (CEO) to this effect is attached to this Report.

Certification

The certificate required under Regulation 17(8) of the SEBI Listing Regulations duly signed by the Chief Executive Officer and Chief Financial Officer was placed before the Board and the same is provided in this report.

Core Skills of Board

Your Directors possess adequate skills/ expertise/ competencies in the areas of marketing, research and development, finance and accounts, HR/administration, Legal and Operations for smooth operation of the company. The core skills with names of Directors have been detailed in the Board's Report. However, a brief matrix of identifying the core skills and competencies as described and mentioned in Board's Report is once again mentioned below, for quick reference.

Names of Directors (as at 31.03.2021)	Skills (described in Board's Report)					
	Leadership	Strategy and Planning	Governance	Finance and Accounting	Understanding use of Digital/ Information Technology	Sales and Marketing
Mr. Narrindra Suranna	Y	Y		Y	Y	Y
Mr. Dev Krishna Surana	Y	Y			Y	Y
Mr. Rajesh Kumar Kothari	Y	Y		Y		Y

Names of Directors (as at 31.03.2021)	Skills (described in Board's Report)					
	Leadership	Strategy and Planning	Governance	Finance and Accounting	Understanding use of Digital/ Information Technology	Sales and Marketing
Mr. Samir Kumar Dutta			Y	Y		
Mrs. Mamta Binani		Y	Y	Y	Y	
Mrs. Ramya Hariharan			Y	Y	Y	

5. BOARD COMMITTEES:

The Board has constituted Committee(s) of directors, with adequate delegation of powers. The Company Secretary of the Company acts as the Secretary to the Committees. The Board is responsible for constituting, assigning and co-opting the members of the Committees. Each Committee has its own charter which sets forth the purposes, goals and responsibilities of the Committees. These Committees comprise mainly of Independent Directors who as per the terms of reference oversee the Committee's function and executes its duties and responsibilities.

Presently, there are Four Committees– the Audit Committee, Nomination and Remuneration Committee, Stakeholders' Relationship Committee and Corporate Social Responsibility Committee. The Board periodically reviews the minutes of the meetings of above mentioned Committees. Composition, terms of reference, number of meetings and related attendance etc., of these committees are detailed below:-

5.1 AUDIT COMMITTEE:

During the Financial Year 2020-21, the Audit Committee of the Board comprised of two (2) Non-Executive Directors and one (1) executive Director. The Chairperson of the Audit Committee is a Non-Executive Independent Director. The composition of the Committee is in compliance with the provisions of Section 177 of the Companies Act, 2013 and Regulation 18 of the SEBI (Listing Obligations and Disclosure Requirements) Regulations, 2015 ("hereinafter referred as "SEBI Listing Regulations" or "Listing Agreement")

The CEO, CFO, Statutory Auditors and Internal Auditors also attend the meeting of the Audit Committee as invitees. Other invitees are invited on need basis to brief the Audit Committee on important matters.

The role and terms of reference of the Audit Committee are set out in Regulation 18(3) read with Part C of Schedule II of the SEBI Listing Regulations and Section 177 of the Companies Act, 2013, besides other terms as may be referred to by the Board of Directors of the Company. The terms of reference of the Audit Committee broadly are:

1. Approval of annual internal audit plan;
2. Review and approval of related party transactions (including Omnibus approval, if any);
3. Review of financial reporting systems;
4. Ensuring compliance with regulatory guidelines;
5. Reviewing the quarterly, half yearly and annual financial results;
6. Discussing the annual financial statements and auditors report before submission to the Board with particular reference to the (i) Director's Responsibility Statement; (ii) changes, if any, in accounting policies (iii) major accounting entries; (iv) significant adjustments in financial statements arising out of audit findings; (v) compliance with listing requirements; (vi) disclosure of related party transactions, if any; (vii) modified opinion, if any, in audit report etc.;
7. Interaction with statutory, internal and cost auditors;
8. Recommendation for appointment, remuneration and terms of appointment of auditors; and
9. Reviewing and monitoring the auditor's independence and performance and effectiveness of audit process etc.

Further the Audit Committee also mandatorily reviews the following information:

1. Management discussion and analysis of financial condition and results of operations;
2. Statement of significant related party transactions submitted by management;
3. Management letters / letters of internal control weaknesses issued by the statutory auditors;
4. Internal audit reports relating to internal control weaknesses;
5. The appointment, removal and terms of remuneration of the internal auditor shall be subject to review by the audit committee; and
6. Statement of deviations:
 - (a) Quarterly statement of deviation(s) including report of monitoring agency, if applicable, submitted to stock exchange(s) in terms of Regulation 32(1) of SEBI Listing Regulations;
 - (b) Annual statement of funds utilized for purposes other than those stated in the offer document/prospectus/notice in terms of Regulation 32(7) of SEBI Listing Regulations.

In addition to the above, the Audit Committee also reviews the financial statements, minutes and details of investments made by the subsidiary companies.

All the Members of the Committee have good knowledge of finance, accounts and company law within the meaning of Regulation 18 of SEBI Listing Regulations. During the year under review, the committee met five (5) times on 29.05.2020, 14.09.2020, 14.11.2020, 11.12.2020, and 13.02.2021. The Composition of the Committee and the attendance at each Committee Meetings are as follows:-

Name of Director	Category	Attendance of Directors				
		29.06.2020	14.09.2020	14.11.2020	11.12.2020	13.02.2021
Samir Kumar Dutta-Chairman	Non Executive Independent	Yes	Yes	Yes	Yes	Yes
Ramya Hariharan (wef 29.06.2020) -Member	Non Executive Independent	N.A.	No	Yes	Yes	Yes
Rajesh Kumar Kothari – Member	Executive, Whole Time Director	Yes	Yes	Yes	Yes	Yes

Power of Audit Committee

The audit committee shall have powers which should include the following:

1. To investigate any activity within its terms of reference.
2. To seek information from any employee.
3. To obtain outside legal or other professional advice.
4. To secure attendance of outsiders with relevant expertise, if it considers necessary.

5.2 NOMINATION AND REMUNERATION COMMITTEE :

The composition of the Committee is in compliance with the provisions of Section 178 of the Companies Act, 2013 and Regulation 19 read with Part D of Schedule II of the SEBI Listing Regulations. The role of Committee inter-alia includes:

1. Formulation of the criteria for determining qualifications, positive attributes and independence of a Director and recommend to the Board of Directors a policy relating to, the remuneration of the Directors, Key Managerial Personnel and other employees;
2. Formulation of criteria for evaluation of performance of Independent Directors and the Board of Directors;
3. Devising a policy on diversity of Board of Directors;

4. Identifying persons who are qualified to become Directors and who may be appointed in senior management in accordance with the criteria laid down, and recommend to the Board of Directors their appointment and removal;
5. To consider and evaluate whether to extend or continue the term of appointment of the Independent Directors, on the basis of the report of performance evaluation of Independent Directors.

The Nomination & Remuneration Committee comprises of Three (3) members all of whom are Non-Executive Independent Directors. The Chairman of the Committee is a Non-Executive Independent Director.

During FY 2020-21, the Nomination and Remuneration Committee met two (2) times i.e. on 29th June, 2020 and 13th February, 2021.

The composition and attendance of members at the meetings held during FY 2020-21, are given below

Composition and Attendance:

Sl. No	Name of Director	Composition	Meeting(s) attended	
			29.06.2020	13.02.2021
1	Samir Kumar Dutta	Chairman	Yes	Yes
2	Mamta Binani	Member	Yes	Yes
3	Ramya Hariharan	Member	Yes	Yes

Performance Evaluation Criteria

The Company believes in conducting its business affairs in a fair and transparent manner; giving highest regard to good Corporate Governance practices and ensuring transparency, accountability and equity across all facets of operation and in all interactions with Stakeholders.

The Nomination and Remuneration Committee had laid down the evaluation criteria for performance evaluation of every director including Independent director and the Board pursuant to the Corporate Governance norms prescribed by the Companies Act, 2013 and SEBI Listing Regulations.

Remuneration Policy:

Nomination and Remuneration Committee recommends the remuneration for the Executive Directors, key managerial personnel and other employees. The recommendation is then approved by the Board and Shareholders. The remuneration paid to Executive Directors is determined keeping in view the industry benchmark, the relative performance of the Company to the industry performance. Independent Non-Executive Directors are appointed for their professional expertise in their individual capacity as individual Professionals/ Business Executives. Since Independent Non-Executive Directors receive only sitting fees for attending Board and Committee Meetings, therefore, no criteria for making payments, other than sitting fees, is determined. No performance linked incentives or fixed components are paid to Non Executive Directors of the Company.

The Non-Executive Directors of the Company have a crucial role to play in the independent functioning of the Board. They bring in an external and wider perspective to the deliberations and decision-making by the Board. The Independent Directors devote their valuable time to discussions in the course of the Board and Committee meetings of the Company. They also help to ensure good corporate governance norms.

The responsibilities and obligations imposed on the Non- Executive Directors have recently increased manifold owing to new legislative initiatives. Contribution of the Non-Executive Directors in Board and Committee Meetings, time devoted by them, participation in strategic decision making, performance of the Company and industry practices and benchmarks forms the main criteria for determining payments to Non- Executive Directors.

The remuneration of the Non- Executive Directors (NEDs) of the Company is decided by the Board of Directors. The Non- Executive Directors of the Company are being paid sitting fees of Rs. 10000 /- for attending each meeting of Board and Committees of Directors and General Meeting (excluding Court

Convened Meeting, if any). Besides sitting fees, the Non Executive Directors of the company were not paid any other remuneration or commission.

The Company pays remuneration to its Managing Director and Whole Time Directors by way of salary, perquisites and allowances, based on the recommendation of the Committee, approval of the Board and shareholders. The Board, on the recommendation of the Nomination and Remuneration Committee, approves the annual increments (effective from 1st April each year).

Details of Remuneration Paid to Executive & Non- Executive Directors:

(Amount in Rs.)

Name	Position	Sitting Fees	Salary & Perks	Commission	Total
Narrindra Suranna	Chairman & Managing Director	Nil	44,00,000	Nil	44,00,000
Rajesh Kumar Kothari	Whole Time Director	Nil	40,00,000	Nil	40,00,000
Dr. P.R.Mukherjee (till 30.06.2020)	Whole Time Director	Nil	4,88,572	Nil	4,88,572
Dev Krishna Surana	Whole Time Director	Nil	20,67,862	Nil	20,67,862
Samir Kumar Dutta	Non Executive Independent Director	1,60,000	Nil	Nil	1,60,000
Mamta Binani	Non Executive Independent Director	90,000	Nil	Nil	90,000
Ramya Hariharan	Non Executive Independent Director	1,30,000	Nil	Nil	1,30,000

Due to Covid-19 pandemic and as Cost saving measure, Mr. Narrindra Suranna, Chairman and Managing Director had voluntarily waived part of his remuneration for the Financial Year 2020-21.

Service Contracts, Notice Period, Severance Fees

The shareholders at the AGM held on 23.09.2017, at the recommendation of Nomination and Remuneration Committee ("NRC") and the Board of Directors ("Board"), had re-appointed Mr. Narrindra Suranna, Managing Director of the Company, for further period of 5 years from 01.08.2017 to 31.07.2022 on such terms and conditions as approved thereat.

Similarly, at the AGM held on 29.09.2016 Mr. Rajesh Kumar Kothari was appointed as Whole Time Director, at the recommendation of NRC and the Board, for a period of 5 years from 12.08.2016 to 11.08.2021 on such terms and conditions as approved thereat. Considering that his period of office is set to expire on 12.08.2021, his re-appointment as Whole Time Director is recommended for consideration by members at the ensuing Annual General Meeting

At the AGM held on 27.09.2019, Mr. Dev Krishna Surana was appointed as Whole Time Director, at the recommendation of NRC and the Board, for a period of 5 years from 28.05.2019 to 27.05.2024 on such terms and conditions as approved thereat.

At the same AGM Mrs. Ramya Hariharan was appointed as an Independent Director, at the recommendation of NRC and the Board, for a period of 5 years on such terms and conditions as approved thereat. Further Mr. Samir Kumar Dutta had also been appointed as an Independent Director, at the recommendation of NRC and the Board, for a period of 5 years, at the AGM held on 27.09.2018, on such terms and conditions as approved thereat

Mrs Mamta Binani had been re-appointed for a further term of 5 years, as Independent Director of the Company, at the recommendation of NRC and the Board, on such terms and conditions as approved at the AGM held on 29.09.2020.

Dr. Pranab Ranjan Mukherjee, who was appointed as Whole Time Director of the Company, for a term of 1 year wef 01.10.2019 to 30.09.2020, at the recommendation of NRC and the Board, at the AGM held on 27.09.2019, had resigned from his office wef 30.06.2020 and the same was approved by the NRC and Board at its meeting held on 29.06.2020.

No stock option is provided to any of the Directors of the Company including the Independent Directors of the Company. The remuneration paid to the Managing Director and Whole Time Directors is paid

as minimum remuneration notwithstanding that in any financial year the company has made no profit or the profits are inadequate.

5.3. STAKEHOLDERS' RELATIONSHIP COMMITTEE :

The main function of the Stakeholders' Relationship Committee is to strengthen the investor relations.

The Committee looks into redressal of shareholders' complaints and proper and timely attendance on the investors grievances. The key responsibilities of the Committee are as under:

- (i) Redressal of Shareholders'/Investors' complaints;
- (ii) Non-receipt of declared dividends, annual reports of the Company; and
- (iii) Recording of Share Transfer(s)/ Transmission(s) and Issue of Duplicate Share(s).
- (iii) Carrying out any other function as prescribed under in the SEBI Listing Regulations.

Composition

Mrs. Ramya Hariharan -Non Executive Independent Director–Chairman

Mr. Rajesh Kumar Kothari – Executive Director - Member

Mr. Dev Krishna Surana (wef 29.06.2020)–Executive Director- Member

Dr. Pranab Ranjan Mukherjee (till 30.06.2020)- Executive Director-Member

The Committee met 4 times in the year 2020-21.

Sl. No	Name	Meeting Attendance			
		29.06.2020	14.09.2020	14.11.2020	13.02.2021
1	Mrs. Ramya Hariharan	Yes	No	Yes	Yes
2	Mr. Rajesh Kumar Kothari	Yes	Yes	Yes	Yes
3	Dr.P.R.Mukherjee (till 30.06.2020)	Yes	N.A.	N.A.	N.A.
4	Mr. Dev Krishna Surana	N.A.	Yes	Yes	Yes

The Company Secretary of the Company is the Compliance Officer. 1 complaint was received and also resolved during financial year under review and no complaints were pending to be resolved as at the close of financial year 2020-21

5.4. CORPORATE SOCIAL RESPONSIBILITY COMMITTEE

The prime responsibility of the Corporate Social Responsibility Committee is to assist the Board in discharging its social responsibilities by way of formulating and monitoring implementation of the framework of 'Corporate Social Responsibility Policy'.

Terms of Reference

Terms of reference of the Corporate Social Responsibility Committee includes the following:

1. To formulate and recommend to the Board, a Corporate Social Responsibility (CSR) Policy and any amendments thereof, indicating activities to be undertaken by the Company in compliance with provisions of the Companies Act, 2013 and rules made there under;
2. To recommend the amount of expenditure to be incurred on the CSR activities as per CSR Policy;
3. To monitor the CSR Policy of the Company from time to time;
4. To institute a transparent monitoring mechanism for implementation of the CSR projects or programmes or activities undertaken by the Company;
5. Any other matter/ thing as may be considered expedient by the members in furtherance of and to comply with the CSR Policy of the Company.

Composition

The Corporate Social Responsibility Committee comprises the following four members:

Mr. Rajesh Kumar Kothari – Chairman (wef 29.06.2020)
 Dr. P.R.Mukherjee –Chairman (till 30.06.2020)
 Mr. NarrindraSuranna – Member
 Mr. Samir Kumar Dutta – Member
 Mr. Dev Krishna Surana (wef 29.06.2020)

The Committee met 2 times i.e. on 29.06.2020 and 13.02.2021 during the year 2020-21, wherein all its members were present.

The Corporate Social Responsibility Committee's composition meets the requirements of Section 135 of the Companies Act, 2013.

6. DETAILS OF GENERAL MEETING :

Annual General Meeting :

The last Three Annual General Meetings were held as under :

Financial Year	Date	Time	Venue	Special Business, if any.
2019-2020	29 th September, 2020	11:00A.M	2B, Pretoria Street, Kolkata – 700071 (deemed venue since meeting was held through Video Conferencing (VC) / Other Audio Visual Means (OAVM))	Ratification of Remuneration payable to Cost Auditor; Re-appointment of Mrs. Mamta Binani (DIN: 00462925) as Independent Director of the Company
2018-2019	27 th September, 2019	10:00A.M	Gyan Manch, 11 Pretoria Street, Kolkata – 700 071	Ratification of Remuneration payable to Cost Auditor; Appointment of Mrs. Ramya Hariharan (DIN: 06928511) as Director and also as Independent Director of the Company Appointment of Mr. Dev Krishna Surana (DIN: 08357094) as Director and also as Whole Time Director of the Company.
2017-2018	27 th September, 2018	10:00A.M	Gyan Manch, 11 Pretoria Street, Kolkata – 700 071	Ratification of Remuneration payable to Cost Auditor; Re-appointment of Dr. Pranab Ranjan Mukherjee as Whole Time Director of the Company Ratification of appointment of Mr. Samir Kumar Dutta as Non Executive Independent Director of the Company.

None of the businesses proposed to be transacted in the ensuing Annual General Meeting require passing a special resolution through Postal Ballot.

6.1 Extraordinary / other General Meeting: No extraordinary General Meeting of the Shareholders was held during the year.

6.2 Postal Ballot: During the year under review no postal ballot was held

6.3 Pledge of Shares

No Pledge has been created over the Equity Shares held by the Promoters and/or Promoters Group. during the Financial Year ended 31st March, 2021. Necessary declarations in this regard, by respective promoter and/ or Promoters Group, pursuant to Regulation 31(4) of SEBI (Substantial Acquisition and Shares Takeover) Regulations, 2011, have been received.

6.4 Review of legal compliance reports

During the year, the Board periodically reviewed reports placed by the management with respect to compliance of various laws applicable to the Company. The Internal Auditors also review the compliance status and report to the Audit Committee.

7 MEANS OF COMMUNICATION :

Financial Results

In compliance with the requirements of SEBI Listing Regulations, the Company has intimated the financial results to the stock exchanges immediately after they are taken on record by the Board. Further coverage has been given for the benefit of the shareholders and investors by publication of the financial results in the leading national dailies like Economic Times / Financial Express / Business Standard etc., and a local vernacular newspaper (ArthikLipi) circulated in the state of West Bengal. Up-to-date financial results, annual reports, shareholding patterns and other general information about the Company are available on the Company's website <http://www.Kkalpanagroup.com>.

BSE Corporate Compliance & Listing Centre (the "Listing Centre"):

The Listing Centre of BSE is a web based application designed by BSE for corporates. All periodical compliance filings like shareholding pattern, corporate governance report, media releases, etc. are also filed electronically on the Listing Centre and readily available on their website www.bseindia.com.

SEBI Online Complaints Redress System (SCORES):

The investor complaints are processed in a centralized web based complaints redressal system. The salient features of this system are:

Centralized database of all complaints, online upload of Action Taken Reports (ATRs) by the concerned companies and online viewing by investors of actions taken on the complaint and its current status. Your Company is registered on SCORES.

8. DISCLOSURES :

8.1 Disclosures on materially significant related party transactions that may have potential conflict with the interest of the company at large :-

There are no materially significant transactions made by the company with its promoters, Directors or Management or relatives etc. that may have potential conflict with the interest of the Company at large.

However, attention of the members is drawn to the disclosure of transactions with the related parties and transactions as required under Accounting Standard (AS) 18 on Related Party Disclosures issued by The Institute of Chartered Accountants of India, set out in Notes to financial statement no 40, forming part of the Annual Report.

The policy on dealing with related party transactions is available under the head policy in <https://www.kkalpanagroup.com/investor-relations.php>.

The policy for determining 'material' subsidiaries is available under the head policy in <https://www.kkalpanagroup.com/investor-relations.php>.

8.2 Details of Non compliance:-

The company has complied with the requirements of the stock exchanges, SEBI and other authorities on all matters relating to capital market during last three years. No penalties or strictures have been imposed on the Company by Stock Exchanges or SEBI or any other authorities relating to the above.

8.3 Disclosure of Risk Management :-

The company has laid down procedures to inform the Board Members about the risk assessment and risk mitigation mechanism, which is periodically reviewed and reported to the Board of Directors by Senior Executives.

8.4 Proceeds from Issues, if any:- Not Applicable.

8.5 Whistle Blower Policy / Vigil Mechanism

The Audit Committee of the Company have formulated certain procedures to govern the receipt, retention, and treatment of complaints regarding the Company's accounting, internal accounting controls or auditing matters, and to protect the confidential, anonymous reporting of director(s) or employee(s) or any other person regarding questionable accounting or auditing matters.

During the year, no concerns have been reported under this mechanism. It is also affirmed that no personnel has been denied access to the Audit Committee.

8.6 Discretionary Requirements

Disclosure details of some of the Discretionary Requirements, as per Part E of Schedule II to Securities and Exchange Board of India (Listing Obligations and Disclosure Requirements) Regulations, 2015, are as below:

The Board

The Board of the Company is chaired by an Executive Director who maintains the Chairman's office at the Company's expense.

Modified opinion(s) in audit report

There was no qualification, observation or adverse remark by the auditors on the financial statements of the Company.

Reporting of internal auditor

As per the requirements, the internal auditor may report directly to the Audit Committee. The same is reported by briefing the Audit Committee through discussion.

The Company has made all disclosures regarding compliance with corporate governance requirements specified in regulation 17 to 27 and clauses (b) to (i) of sub regulation (2) of regulation 46 of SEBI Listing Regulations, in the section on corporate governance of the annual report.

8.7. Other Disclosures

Brief profile and other information , pursuant to Regulation 36(3) of SEBI (Listing Obligations and Disclosure Requirements) Regulation , 2015, in respect of Directors seeking appointment / re appointment at the AGM, is given elsewhere in the Annual Report;-

Management Discussion and Analysis Report are given separately and forms part of Annual Report.

8.8 CEO and CFO Certification

The Chairman and Managing Director (CEO) and Chief Financial Officer (CFO) have certified to the Board in accordance with Regulation 17(8) of the SEBI (Listing Obligations and Disclosure

Requirements) Regulations, 2015 pertaining to CEO / CFO certification for the financial year ended 31st March, 2021. The same is reproduced below;

Chief Executive Officer (CEO) / Chief Financial Officer (CFO) Certification

To,
The Board of Directors,
Kkalpana Industries (India) Ltd,
2B, Pretoria Street,
Kolkata – 700 071

Sub: CEO & CFO Certificate

(Issued in accordance with provisions of Regulation 17(8) of the SEBI (Listing Obligations and Disclosure Requirements) Regulations, 2015)

Mr. Narrindra Suranna ,CEO and Mr. I.C.Dakalia, CFO heading the finance function have certified to the Board that :

- A. They have reviewed financial statements and the cash flow statement for the year and that to the best of their knowledge and belief:
- (1) these statements do not contain any materially untrue statement or omit any material fact or contain statements that might be misleading;
 - (2) these statements together present a true and fair view of the listed entity's affairs and are in compliance with existing accounting standards, applicable laws and regulations.
- B. There are, to the best of their knowledge and belief, no transactions entered into by the listed entity during the year which are fraudulent, illegal or violative of the listed entity's code of conduct.
- C. They accept responsibility for establishing and maintaining internal controls for financial reporting and that they have evaluated the effectiveness of internal control systems of the listed entity pertaining to financial reporting and they have disclosed to the auditors and the audit committee, deficiencies in the design or operation of such internal controls, if any, of which they are aware and the steps they have taken or propose to take to rectify these deficiencies.
- D. They have indicated to the auditors and the Audit committee
- (1) significant changes in internal control over financial reporting during the year;
 - (2) significant changes in accounting policies during the year and that the same have been disclosed in the notes to the financial statements; and
 - (3) that they are not aware of any instances of significant fraud and the involvement therein, if any, of the management or an employee having a significant role in the listed entity's internal control system over financial reporting.

Date: 31.05.2021
Place: Kolkata

I.C.Dakalia
Chief Financial Officer

Narrindra Suranna (DIN:00060127)
CEO

8.9 Committee Recommendation to Board which were not accepted

During the year under review there were no such recommendation which were not accepted by Board that were mandatorily required.

8.10 Total Consolidated Fees paid to Statutory Auditor

The Statutory Auditor of the Company is not common as the subsidiaries have separate Statutory Auditors. Hence the Statutory Audit Fee as reported in the Financial statements is the fee that is paid to the Statutory for his services to the Company.

8.11 Compliance with Sexual Harassment of Women at Workplace (Prevention, Prohibition and Redressal) Act, 2013

The disclosure in respect to the captioned subject matter has been made in the Board's Report. It may be noted that no Complaints were outstanding at the beginning of the year and neither any complaints were received during the year hence there were no complaints required to be resolved or pending during or as at the end of Financial Year 2020-21

8.12 Certificate from Practicing Company Secretary in respect to disqualification of Directors

Mr. Ashok Kumar Daga (PCS-2699, COP-2948), Practicing Company Secretary has submitted his certificate pursuant to clause (i) of Point No. 10 of Para C of Schedule V of Securities and Exchange Board of India (Listing Obligations and Disclosure Requirements) Regulations, 2015, and confirmed that none of the Directors are disqualified or have been debarred from being appointed/continuing as Directors of the Company by the Board/Ministry of Corporate Affairs or any such statutory authority. The Certificate issued by him in this regard is reproduced below:

To,
The Members,
KKALPANA INDUSTRIES LIMITED,
2B PRETORIA STREET
KOLKATA WB 700071

PRACTISING COMPANY SECRETARY'S CERTIFICATE ON DIRECTORS

[Pursuant to clause (i) of Point (10) of Para C of Schedule V of Securities and Exchange Board of India (Listing Obligations and Disclosure Requirements) Regulations, 2015]

I have examined the following documents:

- i. Declaration of non-disqualification as required under Section 164 of Companies Act, 2013 ('the Act');
- ii. Disclosure of concern or interests as required under Section 184 of the Act; (hereinafter referred to as 'relevant documents'),

As submitted by the Directors of KKALPANA INDUSTRIES (INDIA) LIMITED ('the Company') bearing CIN: L19202WB1985PLC039431 and having its registered office at 2B PRETORIA STREET, Kolkata-700071, to the Board of Directors of the Company ('the Board') for the Financial Year 2021-22.

It is the responsibility of Directors to submit relevant documents with complete and accurate information in accordance with the provisions of the Act.

Based on the examination of relevant documents made available to me by the Company and such other verifications carried out by me and in my opinion and to the best of my information and knowledge and according to the explanations provided by the Company, its officers and authorized representatives, I certify that as on date of this Certificate, none of the Directors on the Board of the Company, as listed hereunder, have been debarred or disqualified from being appointed or continuing as Directors of the Company by Securities and Exchange Board of India/ Ministry of Corporate Affairs or any such statutory authority

Sr. No.	Name of Director	Director Identification Number (DIN)
1	Mr. Narrindra Suranna	00060127
2	Mrs. Mamta Binani	00462925
3	Mr. Rajesh Kumar Kothari	02168932
4	Mrs. Ramya Hariharan	06928511
5	Mr. Samir Kumar Duatta	07824452
6	Mr. Dev Krishna Surana	08357084

This Certificate has been issued at the request of the Company to make disclosure in its Corporate Governance Report of the Financial Year ended 31st March, 2021

Place: Kolkata

Date: 24/05/2021

UDIN No.F002699C000363763

9 CODE OF CONDUCT FOR BOARD MEMBERS AND SENIOR MANAGEMENT.

The Company has adopted the code of conduct for Senior Management and Directors. The code has been circulated to all the members of the Board and senior management and the same has been put on the Company's website (<http://kkalpanagroup.com/investor-relations.php>) under the head Code of Conduct. The Board members and senior management have affirmed their compliance with the code and a declaration signed by the Managing Director and CEO of the Company appointed in terms of the Companies Act, 2013 is annexed separately to this report.

10 CODE OF INSIDER TRADING:

In pursuance of the SEBI (Prohibition of Insider Trading) Regulations, 1992, the Board has laid down "Code of Conduct for Prevention of Insider Trading" with objective of Preventing purchase and or sale of shares of the company by an insider on the basis of unpublished price sensitive information. Further the Trading Window has been closed for the Directors and Employees of the Company as per Insider Trading Code in force in the Company. The code of conduct for insider trading is available on the Company's website (<http://kkalpanagroup.com/investor-relations.php>) under the head Code of Conduct.

11 GENERAL SHAREHOLDERS INFORMATION :

(i) Annual General Meeting (AGM)

Day, Date & Time : Monday, the 27th September, 2021 at 11:00 A.M. (through VC/OAVM)

Deemed Location of meeting : 2B, Pretoria Street, Kolkata – 700 071 (Registered Office of the Company)

(ii) **Date of Book Closure:** Tuesday, 21st September, 2021 to Monday, 27th September, 2021
(both days inclusive)

(iii) **Dividend (for FY 2020-21) payment date:** 02.10.2020.

(iv) Financial Calendar for Year 2021-2022 (tentative)

The Company follows the financial year from April to March.

For the quarter ending	30 th June ,2021*
For the quarter & half year ending	30 th September ,2021
For the quarter & nine months ending	31 st December, 2021

Within 45 days of
the end of the
quarter.

For the quarter & year ending	31 st March, 2022 (Audited)	With in 60 days of the end of the Quarter/Year.
-------------------------------	--	---

* Due to the COVID-19 pandemic, the timeline for various submissions for the quarter ended 30th June, 2021 were extended by MCA and SEBI and duly complied by the Company.

(v) Listing on Stock Exchanges: The Share of the Company is listed in the following Exchanges.

Name of the Stock Exchanges	Stock Code
The Bombay Stock Exchange Ltd.(BSE)	526409
The Calcutta Stock Exchange Ltd. (CSE)	10029050

The Company has paid the annual listing fees for the financial year 2020-21 to all the exchanges and has paid the custodial fees to National Securities Depository Limited (NSDL) and Central Depository Services (India) Limited (CDSL) for the financial year 2019-20.

(vii) Dematerialisation of Shares and Liquidity:

Trading in the Equity Shares of the Company is permitted only in dematerialised form. Shareholders may therefore, in their own interest, dematerialise their holdings in physical form, with any one of the Depositories namely National Securities Depository Ltd (NSDL) and Central Depository Services (India) Ltd (CDSL). The ISIN No. for the Equity Shares of the Company is INE301C01028. As on 31st March, 2021, 93244425 shares representing 99.12% of the Equity Shares stand dematerialised. It may be noted that in respect of shares held in demat form, all the request of shares held in demat form, all the requests for nomination, change of address, NECS, Bank Mandate and rematerialisation etc. are to be made only to the Depository Participant (DP) of the Shareholders.

(viii) Registrar & Transfer Agent:

All communications related to share matters of the Company should be made to M/s. C B Management Services (P) Limited. Address of which is given below:

M/s. C B Management Services (P) Limited
P-22- Bondel Road, Kolkata – 700 019
Phone: 033 2280 6692 / 93/ 94/ 2486 / 4011 6700
Fax: 033 2287 0263
E mail: rta@cbmsl.com

(ix) Share Transfer System:

The Board has authorized Registrar and Share Transfer Agents for processing of share transfers/ transmissions, which are taken on record and ratified by the Company's Stakeholder Relationship Committee.

This Committee meets as and when required for approving the share transfers/transmissions except those rejected on technical grounds.

Pursuant to Regulation 40(9) of the SEBI Listing Regulation, certificate has been issued by a Company Secretary-in-Practice for due compliance of share transfer formalities by the Company. Also, pursuant to Regulation 55A of SEBI(Depositories and Participants) Regulations, 1996, certification is done by a Company Secretary-in-Practice regarding timely dematerialisation of the shares of the Company.

The Company has appointed M/s. CB Management Services (P) Limited as a common agency for share registry work (both physical & electronic) in compliance of circular No. D&CC/FITTC/CIR15/2002 dated 27th December, 2002 issued by SEBI, for all matters connected with transfers and transmissions of shares and also dematerialization of shares and other related functions.

(x) Investor Grievance Redressal System.

The investor grievances against the company are handled by the Company's Registrar and Transfer Agents (RTA), in consultation with the Secretarial Department of the Company. The Registrars have adequate skilled staff with professional qualifications and advance computer systems for speedy redressal of investor's grievances. The total process of settlement of a complaint right from its receipt to disposal is fully computerized to ensure timely settlement. It normally takes 15 days from the date of receipt of complaint for disposal of investor grievances.

1 Investor's complaint / queries was received and resolved during the year under review. Nil complaints were pending to be resolved as at the close of financial year under review.

(xi) Unpaid / Unclaimed Dividend.

Pursuant to section 124 of the Companies Act, 2013, unpaid or unclaimed dividend upto the financial year 2012-13 have been transferred to the General Revenue Account of the Central Government.

The unpaid / unclaimed dividend for the financial year ended 31st March, 2014 and thereafter, which remains unpaid / unclaimed for a period of seven years will be transferred to the Investor Education and Protection Fund (IEPF) established by the Central Government. Members, who have not yet encashed their dividend warrants for the financial year 31st March, 2014 or any subsequent financial years, are requested to lodge their claims without any delay. It is important to note that once the unclaimed dividend is transferred to the aforesaid, no claim shall lie in respect of thereof on the company. Then the shareholders have to claim dividend from the Central Government.

Pursuant to the provisions of the Investor Education and Protection Fund (Uploading of information regarding unpaid and unclaimed amounts lying with companies) Rules, 2012, the Company has already filed the necessary form and uploaded the details of unpaid and unclaimed amounts lying with the Company, as on the date of last AGM (i.e.29.09.2020), with the Ministry of Corporate Affairs.

(xii) Market Price Data :

The shares of the company are currently traded at BSE. The Stock Market data from 1st April, 2020 to 31st March , 2021 are given below :

Months	Bombay Stock Exchange Limited			
	Monthly High Price	Monthly Low Price	Sensex Highest	Sensex Lowest
April 2020	16.00	13.00	33887.25	27500.79
May 2020	16.00	12.50	32845.48	29968.45
June 2020	24.90	13.40	35706.55	32348.10
July 2020	23.60	18.05	38617.03	34927.20
August 2020	26.45	19.40	40010.17	36911.23
September 2020	21.60	16.85	39359.51	36495.98
October 2020	19.90	17.00	41048.05	38410.20
November 2020	19.90	17.15	44825.37	39334.92
December 2020	25.05	17.85	47896.97	44118.10
January 2021	28.20	21.00	50184.01	46160.46
February 2021	23.95	20.80	52516.76	46433.65
March 2021	24.75	20.25	51821.84	48236.35

(xiii) Distribution Schedule as on 31.03.2021

Range of Shares	No of Share Holders	% of Total Share Holders	No of Shares	% of Total Share Holdings
1 to 500	4129	75.40	1260918	1.34
501 to 1000	600	10.96	554055	0.59
1001 to 2000	266	4.86	426068	0.45
2001 to 3000	145	2.65	369727	0.39
3001 to 4000	66	1.21	241005	0.26
4001 to 5000	73	1.33	350470	0.37
5001 to 10000	87	1.59	659812	0.70
10001 to Above	110	2.00	90210875	95.90
TOTAL	5476	100.00	94072930	100.00

(xiv) Share Holding Pattern as on 31.03.2021

Category	No. of Shares Held	% of holding
<u>Promoter's Holding</u>		
i) Individual / HUF	763860	0.81
ii) Bodies Corporate	69641685	74.03
Total Promoter's Holdings	70405545	74.84
<u>Non Promoter's Holding</u>		
Mutual Funds / UTI	0	0.00
Financial Institutions / Banks	0	0.00
Body Corporate	13188878	14.02
IEPF	1450188	1.54
Indian Public	8626370	9.17
Non-Resident Indian	188411	0.20
Clearing Members	5404	0.01
LLP	26517	0.03
HUF	181617	0.19
Total Non Promoters Holdings	23667385	25.16
Total	94072930	100%

(xv) Outstanding GDRs/ ADRs/ Warrants / Convertible Instruments and likely impact on Equity:

The Company has not issued any GDRs / ADRs / Warrants or any other convertible instruments to be converted into equity shares.

(xvi) Corporate Identification Number (CIN)

The Company is registered with the Registrar of Companies, Kolkata, West Bengal. The Corporate Identity Number (CIN) allotted to the Company by the Ministry of Corporate Affairs (MCA) is L19202WB1985PLC039431.

(xvii) Credit Rating

CRISIL has given the following credit rating to your company:

Long Term Rating	CRISIL A- / Stable
Short Term Rating	CRISIL A2+

(xviii) Reconciliation of Share Capital Audit

A Qualified Practicing Company Secretary carried out the Quarterly Reconciliation of Share Capital Audit to reconcile the total admitted equity capital with National Securities Depository Limited (NSDL) and the Central Depository Services (India) Limited (CDSL) of the total issued and listed Equity Share Capital. The Report on Reconciliation of Share Capital confirms that the total issued/paid up capital is in agreement with the total number of shares.

(xix) Green Initiative In Corporate Governance

One of the most important components of Corporate Governance is to communicate with the shareholders through effective means. Being a responsible corporate citizen, the Company supports the 'Green Initiative' undertaken by the Ministry of Corporate Affairs, Government of India. The Company, sends Annual Reports, Intimation for dividend payment, Notices related to General Meetings and Postal Ballot by email to those shareholders whose email ids are registered with the Company. Physical copies of the documents are sent to those shareholders whose email ids are not registered and to those who have requested the same to be sent in physical copies. However, in compliance with the MCA Circulars and SEBI Circular in relation to relaxations due to COVID-19, NO physical copies of Annual Report are being sent in respect of Financial Year 2020-21 and 36th AGM of the company.

Your Company strongly urges our shareholders to support the Green Initiative by giving positive consent by registering/ updating your email addresses with your respective Depository Participants or the Registrar and Transfer Agents of the Company, CB Management Services Private Limited for the purpose of receiving soft copies of various communications including the Annual Report and to also update/ register their bank details for direct receipt of dividend, when declared, to their bank accounts.

(xx) Share Capital History of the Company:

Security Description	Date of Allotment	No. of Shares	Issue Price		Distinctive Numbers	ISIN Code
			Value	Premium		
Subscribers to the Memorandum	03.09.1985	200	10	-	1-200	INE301C01028
Further Allotment to promoters and others	24.03.1987	200	10	-	201-400	INE301C01028
Further Allotment to promoters and others	11.11.1987	500	10	-	401-900	INE301C01028
Further Allotment to promoters and others	29.03.1988	399100	10	-	901-4,00,000	INE301C01028
Public Issue	27.10.1988	600000	10	-	4,00,001-10,00,000	INE301C01028
Public Issue	03.12.1993	4144000	10	5	10,00,001-51,44,000	INE301C01028
Right Issue	28.12.1993	2456000	10	5	51,44,001-76,00,000	INE301C01028
Amalgamation	27.06.2006	3953600	10	-	76,00,001-1,15,53,600	INE301C01028

Security Description	Date of Allotment	No. of Shares	Issue Price		Distinctive Numbers	ISIN Code
			Value	Premium		
Conversion of Warrants	12.08.2010	3000000	10	70	1,15,53,601-1,45,53,600	INE301C01028
Conversion of Warrants	17.09.2010	3000000	10	70	1,45,53,601-1,75,53,600	INE301C01028
Amalgamation	22.09.2010	9,40,986	10	-	1,75,53,601-1,84,94,586	INE301C01028
Amalgamation	29.09.2011	3,20,000	10	-	1,84,94,587-1,88,14,586*	INE301C01028

* The face value of shares has been reduced from Rs.10/- to Rs. 2/- in the year 2015. Hence, Number of equity Shares at present is 94072930.

(xxi) Plant Locations :

- 1. Kolkata Works -**
Village – Bhasa, No.14,P.O.& P.S. Bishnupur, Diamond Harbour Road, South 24 Parganas, W.B.- 743503, India.
- 2. Daman Works –**
168/151-158, Dhabel Industrial Co- Operative Socieity Ltd, Dhabel, Daman – 396210, India
- 3. Dadra I & II Works -**
Survey No.24/3, Village – Demini, Demini Road, Dadra, Dadra & Nagar Haveli – 396193, India.
- 4. Dadra III Works-**
Survey No. 219/2/3, Lane Beside Hotel Nirmal Palace, Opp: Saha Containers, Dadra- 396193
- 5. Surangi Works -**
Survey No. 320/1/1/2/2, Vill - Surangi, Chikhali Road, Silvassa - 396 240 (Dadra & Nagar Haveli)
- 6. Falta Works –**
Falta Special Economic Zone, Plot No- 29, Sector – I, Village – Simulberia, Mouza – Bisra, Dist.- South 24 PGS.
- 7. Dhulagarh Works-**
Vill & P.O. Chaturbhujkathi, Kandua, P.S. Sankrail, Howrah-711313

(xxii) Address for correspondence :

The shareholders may contact the Company / RTA on the following addresses :

General Correspondence :

- Kkalpana Industries (India) Limited
Secretarial Department,
2B, Pretoria Street,
Kolkata – 700 071
Phone : 033 2282 3744 /45
Fax : 033 2282 3739
E mail : kolkata@Kkalpana.co.in

Correspondence related to shares / queries/requests :

- M/s. C B Management Services (P) Limited
P-22- Bondel Road, Kolkata – 700 019
Phone: 033 2280 6692 / 93/ 94/ 2486 / 4011 6700
Fax: 033 2287 0263
E mail: rt@cbmsl.com

Declaration regarding Affirmation of Code of Conduct.

I hereby declare that, all the members of the Board of Directors and Senior Management personnel have affirmed compliance with the Code of Conduct, applicable to them as laid down by the Board of Directors in terms of Regulation 26(3) of the SEBI (Listing Obligations and Disclosure Requirements) Regulations, 2015 entered into with Stock Exchanges, for the year ended 31st March, 2021.

Place: Kolkata
Date: 31.05.2021

For Kkalpana Industries (India) Limited

Narrindra Suranna
DIN:00060127
Chairman & Managing Director

AUDITORS' COMPLIANCE CERTIFICATE ON CORPORATE GOVERNANCE

To, the Members of

Kkalpana Industries (India) Limited.

We have examined the compliance of conditions of Corporate Governance by Kkalpana Industries (India) Limited for the year ended 31st March, 2021 as per the relevant provisions of SEBI (Listing Obligations and Disclosures Requirements) Regulations, 2015 (Listing Regulations).

The compliance of conditions of Corporate Governance is the responsibility of the management. Our examination was limited to procedures and implementation thereof, adopted by company for ensuring the compliance of conditions of Corporate Governance. It is neither an audit nor an expression of opinion on financial statements of the company.

In our opinion and to the best of our information and according to the explanations given to us, we certify that the company has complied with the conditions of Corporate Governance as stipulated in the above mentioned Listing Agreement / Listing Regulations, as applicable.

We further state that such compliance is neither an assurance as to the future viability of the company nor the efficiency or effectiveness with which the Management has conducted the affairs of the Company.

Place : Kolkata
Dated : 31.05.2021

For B.Mukherjee& Co
Chartered Accountants
(B.Mukherjee)
Partner
Membership No.002941

INDEPENDENT AUDITOR'S REPORT

TO THE MEMBERS OF KKALPANA INDUSTRIES (INDIA) LIMITED

Report on the Audit of Standalone Financial Statements

Opinion

We have audited the accompanying standalone financial statements of **KKALPANA INDUSTRIES (INDIA) LIMITED** ("the Company"), which comprise the Balance Sheet as at 31st March, 2021, the Statement of Profit and Loss (including Other Comprehensive Income), the Cash Flow Statement and the Statement of Changes in Equity for the year then ended, and a summary of the significant accounting policies and other explanatory information.

In our opinion and to the best of our information and according to the explanations given to us, the aforesaid standalone financial statements give the information required by the Companies Act, 2013 (the Act) in the manner so required and give a true and fair view in conformity with the Indian Accounting Standards prescribed under section 133 of the Act read with Companies (Indian Accounting Standards) Rules, 2015, as amended, ("Ind AS") and other accounting principles generally accepted in India, of the state of affairs of the Company as at 31st March 2021, its profits (including other comprehensive income), changes in equity and its cash flows for the year ended on that date.

Basis for Opinion

We conducted our audit of the standalone financial statements in accordance with the Standards on Auditing (SAs) specified under section 143(10) of the Act. Our responsibilities under those Standards are further described in the Auditor's Responsibilities for the Audit of the Standalone Financial Statements section of our report. We are independent of the Company in accordance with the Code of Ethics issued by the Institute of Chartered Accountants of India (ICAI) together with the ethical requirements that are relevant to our audit of the standalone financial statements under the provisions of the Act and the Rules made thereunder, and we have fulfilled our other ethical responsibilities in accordance with these requirements and the Code of Ethics.

We believe that the audit evidence we have obtained is sufficient and appropriate to provide a basis for our audit opinion on the standalone financial statements

Key Audit Matters

Key audit matters are those matters that, in our professional judgment, were of most significant in our audit of the standalone financial statements of the current period. These matters were addressed in the context of our audit of the standalone financial statements as a whole, and in forming our opinion thereon, and we do not provide a separate opinion on these matters.

Key Audit Matters	Auditor's Response
<p>Inventory- existence and valuation</p> <p>Refer to note 12 to the standalone financial statements. The Company is having the Inventories of Rs 22,864.13 lacs as on 31st March 2021. As described in the accounting policies in note 3.12 to the standalone financial statements, inventories are carried at the lower of cost and net realisable value. As a result, the management applies judgement in determining the appropriate provisions for obsolete stock based upon a detailed analysis of old inventory, net realisable value below cost based upon future plans for sale of inventory.</p>	<p>Audit Procedures Performed</p> <p>We have obtained assurance over the appropriateness of the management's assumptions applied in calculating the value of the inventories and related provisions and management assertion regarding existence and ownership by:-</p> <p>Completed a walkthrough of the inventory valuation process and assessed the design and implementation of the key controls addressing the risk.</p>

Key Audit Matters	Auditor's Response
<p>Revenue Recognition</p> <p>Revenue from the sale of goods is recognized at the moment when control has been transferred to the customer and is measured net of trade discounts, rebates and pricing allowances to customers (collectively 'trade spends'). There is a risk that revenue may be overstated because of pressure local management may feel to achieve performance targets. Revenue is also an important element of how the company measures its performance, upon which management is incentivized.</p>	<p>Performing procedures to ensure that the changes in inventory between the last verification date and date of the balance sheet are properly recorded (Roll forward procedures).</p> <p>Verifying for a sample of individual products that costs have been correctly recorded.</p> <p>Identified and assessed a sample of aged and obsolete inventory.</p> <p>We also analysed the level of slow-moving inventory and the associated provision.</p> <p>We have reviewed the historical accuracy of inventory provisioning and the level of inventory write-offs during the financial year.</p> <p>Comparing the net realisable value to the cost price of inventories to check for completeness of the associated provision.</p> <p>Performing substantive analytical procedures to test the correctness of inventory existence and valuation.</p> <p>Testing the accuracy of inventory reconciliations with the general ledger at period end, including test of reconciling items.</p> <p>The procedures performed gave us a sufficient evidence to conclude about the inventory existence and valuation.</p> <p>Our audit procedures included:</p> <ul style="list-style-type: none"> • We assessed the appropriateness of the revenue recognition accounting policies by comparing with applicable accounting standards. • We evaluated the design, tested the implementation and operating effectiveness of key internal controls including general IT controls and key IT application controls over recognition of revenue. • We performed substantive testing by selecting samples of revenue transactions recorded during the year by testing the underlying documents which included invoices, good dispatch notes, customer acceptances and shipping documents (as applicable). • We carried out analytical procedures on revenue recognised during the year to identify unusual variances. • We tested, on a sample basis, specific revenue transactions recorded before and after the financial year end date to determine whether the revenue had been recognised in the appropriate financial period. • We tested manual journal entries posted to revenue to identify unusual items.

Information Other than the Standalone Financial Statements and Auditor's report thereon

The Company's Board of Directors is responsible for the preparation of other information. The Other

information comprises the information included in the Management Discussion and Analysis, Board's Report including Annexures to the Board report, Business responsibility Report, Corporate Governance report and Shareholder's information, but does not include the standalone financial statement and our auditor's report thereon.

Our opinion on the standalone financial statements does not cover the other information and we do not express any form of assurance conclusion thereon.

In connection with our audit of the standalone financial statements, our responsibility is to read the other information and, in doing so, consider whether the other information is materially inconsistent with the standalone financial statements or our knowledge obtained during the course of our audit or otherwise appears to be materially misstated.

If, based on the work we have performed, we conclude that there is a material misstatement of this other information, we required to report that fact. We have nothing to report in this regard.

Responsibilities of Management and those charged with Governance for the Standalone Financial Statements

The Company's Board of Directors is responsible for the matters stated in section 134(5) of the Act with respect to the preparation of these standalone financial statements that give a true and fair view of the financial position, financial performance (including other comprehensive income), changes in equity and cash flows of the Company in accordance with the accounting principles generally accepted in India, including the accounting Standards specified under section 133 of the Act.

This responsibility also includes maintenance of adequate accounting records in accordance with the provisions of the Act for safeguarding of the assets of the Company and for preventing and detecting frauds and other irregularities; selection and application of appropriate accounting policies; making judgments and estimates that are reasonable and prudent; and design, implementation and maintenance of adequate internal financial controls, that were operating effectively for ensuring the accuracy and completeness of the accounting records, relevant to the preparation and presentation of the standalone financial statements that give a true and fair view and are free from material misstatement, whether due to fraud or error.

In preparing the standalone financial statements, management is responsible for assessing the Company's ability to continue as a going concern, disclosing, as applicable, matters related to going concern and using the going concern basis of accounting unless management either intends to liquidate the Company or to cease operations, or has no realistic alternative but to do so.

The Board of Directors are responsible for overseeing the Company's financial reporting process.

Auditor's Responsibilities for the Audit of the Standalone Financial Statements

Our objectives are to obtain reasonable assurance about whether the standalone financial statements are free from material misstatement, whether due to fraud or error, and to issue an auditor's report that includes our opinion. Reasonable assurance is a high level of assurance but is not a guarantee that an audit conducted in accordance with SAs will always detect a material misstatement when it exists.

Misstatements can arise from fraud or error and are considered material if, individually or in the aggregate, they could reasonably be expected to influence the economic decisions of users taken on the basis of these standalone financial statements.

As part of an audit in accordance with SAs, we exercise professional judgment and maintain professional skepticism throughout the audit. We also:

- Identify and assess the risks of material misstatement of the standalone financial statements, whether due to fraud or error, design and perform audit procedures responsive to those risks, and obtain audit evidence that is sufficient and appropriate to provide a basis for our opinion. The risk of not detecting a material misstatement resulting from fraud is higher than for one resulting from error, as fraud may involve collusion, forgery, intentional omissions, misrepresentations, or the override of internal control.
- Obtain an understanding of internal financial control relevant to the audit in order to design audit

procedures that are appropriate in the circumstances. Under section 143(3)(i) of the Act, we are also responsible for expressing our opinion on whether the Company has adequate internal financial control system in place and the operating effectiveness of such controls.

- Evaluate the appropriateness of accounting policies used and the reasonableness of accounting estimates and related disclosures made by the management.
- Conclude on the appropriateness of Management's use of the going concern basis of accounting and, based on the audit evidence obtained, whether a material uncertainty exists related to events or conditions that may cast significant doubt on the entity's ability to continue as a going concern. If we conclude that a material uncertainty exists, we are required to draw attention in our auditor's report to the related disclosures in the standalone financial statements or, if such disclosures are inadequate, to modify our opinion. Our conclusions are based on the audit evidence obtained up to the date of our auditor's report. However, future events or conditions may cause the entity to cease to continue as a going concern.
- Evaluate the overall presentation, structure and content of the standalone financial statements, including the disclosures, and whether the financial statements represent the underlying transactions and events in a manner that achieves fair presentation.

Materiality is the magnitude of misstatements in the standalone financial statements that individually or in aggregate makes it probable that the economic decisions of a reasonably knowledgeable user of the standalone financial statements may be influenced. We consider quantitative materiality and qualitative factors in (i) Planning the scope of our audit work and in evaluating the results of our work and (ii) To evaluate the effect of any identified misstatements in the standalone financial statements.

We communicate with those charged with governance regarding, among other matters, the planned scope and timing of the audit and significant audit findings, including any significant deficiencies in internal control that we identify during our audit.

We also provide those charged with governance with a statement that we have complied with relevant ethical requirements regarding independence, and to communicate with them all relationships and other matters that may reasonably be thought to bear on our independence, and where applicable, related safeguards.

From the matters communicated with those charged with governance, we determine those matters that were of most significance in the audit of the standalone financial statements of the current period and are therefore the key audit matters. We describe these matters in our auditor's report unless law or regulation precludes public disclosure about the matter or when, in extremely rare circumstances, we determine that a matter should not be communicated in our report because the adverse consequences of doing so would reasonably be expected to outweigh the public interest benefits of such communication.

Report on Other Legal and Regulatory Requirements

1. As required by the Companies (Auditor's Report) Order, 2016 ("the Order") issued by the Central Government of India in terms of Section 143(11) of the Act, we give in "Annexure A" a statement on the matters specified in paragraphs 3 and 4 of the Order.
2. As required by Section 143(3) of the Act, based on our audit, we report, to the extent applicable that:
 - a) We have sought and obtained all the information and explanations which to the best of our knowledge and belief were necessary for the purposes of our audit.
 - b) In our opinion, proper books of account as required by law have been kept by the Company so far as it appears from our examination of those books.
 - c) The Balance Sheet, the Statement of Profit and Loss including Other Comprehensive Income, the Cash Flow Statement and Statement of Changes in Equity dealt with by this Report are in agreement with the relevant books of account.
 - d) In our opinion, the aforesaid standalone financial statements comply with the Indian Accounting Standards prescribed under section 133 of the Act read with Rule 7 of the Companies (Accounts) Rules, 2014

- e) On the basis of the written representations received from the directors as on 31st March, 2021 taken on record by the Board of Directors, none of the directors is disqualified as on 31st March, 2021 from being appointed as a director in terms of Section 164(2) of the Act.
- f) With respect to the adequacy of the internal financial controls with reference to financial statements of the Company and the operating effectiveness of such controls refer to our separate Report in "Annexure B". Our report expresses an unmodified opinion on the adequacy and operating effectiveness of the Company's internal financial controls with reference to financial statements of the Company.
- g) With respect to the other matters to be included in the Auditor's Report in accordance with the requirements of section 197(16) of the Act, as amended:
In our opinion and to the best of our information and according to the explanations given to us, the remuneration paid by the Company to its directors during the year is in accordance with the provisions of section 197 of the Act.
- h) With respect to the other matters to be included in the Auditor's Report in accordance with Rule 11 of the Companies (Audit and Auditors) Rules, 2014, as amended, in our opinion and to the best of our information and according to the explanations given to us:
- i. The Company has disclosed the impact of pending litigations on its financial position in its standalone financial statements.
 - ii. The Company did not have any long-term contracts including derivative contracts for which there were any material foreseeable losses.
 - iii. There has been no delay in transferring amounts, required to be transferred, to the Investor Education and Protection Fund by the Company.

**For B.Mukherjee & Co.,
Chartered Accountants
Firm Registration No : 302096E**

**S. K. Mukherjee
(Partner)**

Mem No : 006601

UDIN:- 21006601AAAAHP1843

Place: Kolkata

Date: 31st day of May, 2021

ANNEXURE - A TO THE INDEPENDENT AUDITOR'S REPORT

ANNEXURE "A" REFERRED TO IN PARAGRAPH 1 UNDER "REPORT ON OTHER LEGAL AND REGULATORY REQUIREMENTS" SECTION OF OUR REPORT TO THE MEMBERS OF THE KKALPANA INDUSTRIES (INDIA) LIMITED OF EVEN DATE:

- i. In respect of its fixed assets:
 - a) The Company has maintained proper records showing full particulars, including quantitative details and situation of fixed assets.
 - b) As per the information and explanations given to us, physical verification of fixed assets have been carried out in terms of the phased program of verification of its fixed assets adopted by the Company and no material discrepancies were noticed on such verification. In our opinion, the frequency of verification is reasonable having regard to size of the Company and nature of its business.
 - c) According to the information and explanations given to us and on the basis of our examination of the records of the Company, the title deeds of immovable properties are held in the name of the Company.
- ii. As per the information and explanations given to us, the inventories have been physically verified at reasonable intervals during the year by the management and no material discrepancies between book stock and physical stock have been found.
- iii. According to the information and explanations given to us and on the basis of our examination of the records of the Company, the Company has granted unsecured loans to 1 Companies amounting to Rs. 8 Lakh covered in the register maintained u/s 189 of the Act . Apart from the above, the Company has not given any loans secured or unsecured during the current financial year to companies, firms, limited liability partnership or other parties covered in the register maintained u/s 189 of the Act. In respect of the outstanding loans:
 - (a) The terms and conditions of the grant of such loans are, in our opinion, prima facie, not prejudicial to the Company's interest.
 - (b) The schedule of repayment of principal and payment of interest has been stipulated and the repayments of principal amounts and interest have been regular as per stipulations.
 - (c) There are no amounts that have been overdue for more than 90 days.
- iv. In our opinion and according to the information and explanations given to us, the Company has not given any loan, not made any investment and have not provided any guarantee in respect of which Section 185 and 186 of the Companies Act, 2013 are applicable. Accordingly, the paragraph 3(iv) of the Order is not applicable.
- v. According to information and explanations given to us, the Company has not accepted any deposits from public during the year. The provision of clause 3(v) of the Order are not applicable to the Company.
- vi. We have broadly reviewed the books of accounts maintained by Company in respect of product, where pursuant to the rule made by the Central Government of India the maintenance of cost records has been prescribed under section 148 (1) of the Companies Act 2013 and are of the opinion that, prima facie, the prescribed records have been maintained. We have not, however, made a detailed examination of the records with a view to determine whether they are accurate or complete.
- vii. (a) According to the information and explanations given to us and on the basis of our examination of the records of the Company, the Company is regular in depositing undisputed statutory dues including provident fund, employee's state insurance, income tax, sales tax, service tax, goods and service tax, duty of customs, duty of excise, value added tax, cess and other statutory dues with the appropriate authorities. According to the information and explanations given to us, no undisputed amounts payable in respect of provident fund, employee's state insurance, income tax,

sales tax, service tax, goods and service tax, duty of customs, duty of excise, value added tax, cess and other material statutory dues were in arrears as at 31st March 2021 for a period of more than six months from the date they became payable.

- (b) According to the information and explanation given to us, there are no dues of Income Tax , goods and service tax, sales tax, duty of excise, duty of custom service tax and value added tax, cess which have not been deposited on account of any dispute except the following :-

Name of the statute	Nature of dues	Amount Rs. in Lacs	Assessment Year	Forum where dispute is pending
Income Tax Act 1961	Income Tax	167.74	2012-13	CIT(A)
	Income Tax	131.31	2011-12	CIT(A)
	Income Tax	153.16	2010-11	CIT(A)

*Net of amounts paid under protest.

- viii. The Company has not defaulted in repayment of dues to Financial Institutions or Banks or Government or Debenture holders.
- ix. The Company did not raise any money by way of initial public offer or further public offer including debt instruments during the year. The Company has not raised Term Loan during the year.
- x. According to the information and explanations given to us, no material fraud by the Company or on the Company by its officers or employees has been noticed or reported during the course of our audit.
- xi. According to the information and explanations given to us and based on our examination of the records of the Company, the Company has paid/provided for managerial remuneration in accordance with the requisite approvals mandated by the provisions of section 197 read with Schedule V to the Act.
- xii. In our opinion and according to the information and explanations given to us, the Company is not a Nidhi Company. Accordingly, paragraph 3(xii) of the Order is not applicable.
- xiii. According to the information and explanations given to us and based on our examination of the records of the Company, transactions with the related parties are in compliance with sections 177 and 188 of the Act where applicable and details of such transactions have been disclosed in the financial statements as required by the applicable accounting standards.
- xiv. According to the information and explanations give to us and based on our examination of the records of the Company, the Company has not made any preferential allotment or private placement of shares or fully or partly convertible debentures during the year.
- xv. According to the information and explanations given to us and based on our examination of the records of the Company, the Company has not entered into non-cash transactions with directors or persons connected with him. Accordingly, paragraph 3(xv) of the Order is not applicable.
- xvi. The Company is not required to be registered under section 45-IA of the Reserve Bank of India Act, 1934.

**For B.Mukherjee & Co.,
Chartered Accountants
Firm Registration No : 302096E**

**S. K. Mukherjee
(Partner)**

**Place: Kolkata
Date: 31st day of May, 2021**

**Mem No : 006601
UDIN:- 21006601AAAHP1843**

ANNEXURE - B TO THE INDEPENDENT AUDITOR'S REPORT

ANNEXURE "B" REFERRED TO IN PARAGRAPH 2(F) UNDER "REPORT ON OTHER LEGAL AND REGULATORY REQUIREMENTS" SECTION OF OUR REPORT TO THE MEMBERS OF THE KKALPANA INDUSTRIES (INDIA) LIMITED OF EVEN DATE:

Report on the Internal Financial Controls Over Financial Reporting under Clause (i) of Sub-section 3 of Section 143 of the Companies Act, 2013 ("the Act")

We have audited the internal financial controls over financial reporting of **KKALPANA INDUSTRIES (INDIA) LIMITED ("the Company")** as of 31st March 2021 in conjunction with our audit of the standalone financial statements of the Company for the year ended on that date.

MANAGEMENT'S RESPONSIBILITY FOR INTERNAL FINANCIAL CONTROLS

The Company's management is responsible for establishing and maintaining internal financial controls based on the internal control over financial reporting criteria established by the Company considering the essential components of internal control stated in the Guidance Note on Audit of Internal Financial Controls over Financial Reporting issued by the Institute of Chartered Accountants of India ('ICAI'). These responsibilities include the design, implementation and maintenance of adequate internal financial controls that were operating effectively for ensuring the orderly and efficient conduct of its business, including adherence to company's policies, the safeguarding of its assets, the prevention and detection of frauds and errors, the accuracy and completeness of the accounting records, and the timely preparation of reliable financial information, as required under the Companies Act, 2013.

AUDITOR'S RESPONSIBILITY

Our responsibility is to express an opinion on the Company's internal financial controls over financial reporting based on our audit. We conducted our audit in accordance with the Guidance Note on Audit of Internal Financial Controls over Financial Reporting (the "Guidance Note") and the Standards on Auditing, issued by ICAI and deemed to be prescribed under section 143(10) of the Companies Act, 2013, to the extent applicable to an audit of internal financial controls, both applicable to an audit of Internal Financial Controls and both issued by the Institute of Chartered Accountants of India. Those Standards and the Guidance Note require that we comply with ethical requirements and plan and perform the audit to obtain reasonable assurance about whether adequate internal financial controls over financial reporting was established and maintained and if such controls operated effectively in all material respects.

Our audit involves performing procedures to obtain audit evidence about the adequacy of the internal financial controls system over financial reporting and their operating effectiveness. Our audit of internal financial controls over financial reporting included obtaining an understanding of internal financial controls over financial reporting, assessing the risk that a material weakness exists, and testing and evaluating the design and operating effectiveness of internal control based on the assessed risk. The procedures selected depend on the auditor's judgment, including the assessment of the risks of material misstatement of the financial statements, whether due to fraud or error.

We believe that the audit evidence we have obtained is sufficient and appropriate to provide a basis for our audit opinion on the Company's internal financial controls system over financial reporting.

MEANING OF INTERNAL FINANCIAL CONTROLS OVER FINANCIAL REPORTING

A company's internal financial control over financial reporting is a process designed to provide reasonable assurance regarding the reliability of financial reporting and the preparation of financial statements for external purposes in accordance with generally accepted accounting principles. A company's internal financial control over financial reporting includes those policies and procedures that:

- (1) Pertain to the maintenance of records that, in reasonable detail, accurately and fairly reflect the transactions and dispositions of the assets of the company;
- (2) provide reasonable assurance that transactions are recorded as necessary to permit preparation of financial statements in accordance with generally accepted accounting principles, and that receipts and expenditures of the company are being made only in accordance with authorizations of management and directors of the company; and

- (3) provide reasonable assurance regarding prevention or timely detection of unauthorized acquisition, use, or disposition of the company's assets that could have a material effect on the financial statements.

INHERENT LIMITATIONS OF INTERNAL FINANCIAL CONTROLS OVER FINANCIAL REPORTING

Because of the inherent limitations of internal financial controls over financial reporting, including the possibility of collusion or improper management override of controls, material misstatements due to error or fraud may occur and not be detected. Also, projections of any evaluation of the internal financial controls over financial reporting to future periods are subject to the risk that the internal financial control over financial reporting may become inadequate because of changes in conditions, or that the degree of compliance with the policies or procedures may deteriorate.

OPINION

In our opinion, the Company has, in all material respects, an adequate internal financial controls system over financial reporting and such internal financial controls over financial reporting were operating effectively as at 31st March 2021, based on the internal control over financial reporting criteria established by the Company considering the essential components of internal control stated in the Guidance Note on Audit of Internal Financial Controls Over Financial Reporting issued by the Institute of Chartered Accountants of India.

**For B.Mukherjee & Co.,
Chartered Accountants
Firm Registration No : 302096E**

**S. K. Mukherjee
(Partner)**

**Place: Kolkata
Date: 31st day of May, 2021**

**Mem No : 006601
UDIN:- 21006601AAAAHP1843**

BALANCE SHEET AS AT 31st MARCH, 2021

(Rs. In Lacs)

	Note No.	As at 31st March, 2021	As at 31st March, 2020
A ASSETS			
1 Non-current Assets			
Property, Plant and Equipment	4	22,668.61	23,432.46
Investment Property	5	1,281.68	1,281.68
Other Intangible Assets	6	12.10	14.42
Right of Use - Lease	7	82.53	-
Financial Assets			
(i) Investments	8	236.27	236.79
(ii) Other Financial Assets	10	81.56	113.85
Other Non-Current Assets	11	114.83	38.39
		24,477.58	25,117.59
2 Current Assets			
Inventories	12	22,864.13	15,228.77
Financial Assets			
(i) Loans	9	8.00	-
(ii) Trade Receivables	13	28,026.13	23,851.92
(iii) Cash & Cash Equivalents	14	774.81	1,511.08
(iv) Other Financial Assets	10	485.28	411.45
Other Current Assets	15	7,471.35	4,464.50
		59,629.70	45,467.72
Total		84,107.28	70,585.31
B EQUITY & LIABILITIES			
1 Equity			
Equity Share Capital	16	1,881.46	1,881.46
Other Equity	17	34,888.44	32,746.50
		36,769.90	34,627.96
2 Non Current Liabilities			
Financial Liabilities			
(i) Borrowings	18	2,306.80	3,588.81
(ii) Finance Lease Liability	19	58.58	-
Provisions	20	198.19	208.59
Deferred Tax Liabilities (net)	21	2,547.27	2,398.33
		5,110.84	6,195.73
3 Current Liabilities			
Financial Liabilities			
(i) Borrowings	22	8,551.66	4,888.39
(ii) Trade Payables	23		
- Micro & Small Enterprises		621.41	506.75
- Others		31,324.00	20,109.69
(iii) Other Financial Liabilities	24	595.49	3,222.60
Other Current Liabilities	25	399.02	541.99
Provisions	26	222.74	155.06
Current Tax Liabilities (net)	27	512.22	337.14
		42,226.54	29,761.62
Total		84,107.28	70,585.31
Significant Accounting Policies and other information	1-3		

The accompanying notes form an integral part of the financial statements
This is the Balance Sheet referred to in our report of even date.

For B. Mukherjee & Co.
Chartered Accountants
Firm Registration No:302096E

For and on behalf of Board of Directors

Narrindra Suranna
(DIN: 00060127)
Chairman and Managing Director

Rajesh Kumar Kothari
(DIN: 02168932)
Whole Time Director

S K Mukherjee
Partner
Membership No.006601
Date : 31st May, 2021
Place : Kolkata

Tanvi Panday
(Membership No. ACS 31176)
Company Secretary

Indar Chand Dakalia
Chief Financial Officer

STATEMENT OF PROFIT AND LOSS FOR THE YEAR ENDED 31st MARCH, 2021

		(Rs. In Lacs)	
	Note No.	As at 31st March, 2021	As at 31st March, 2020
I INCOME			
Revenue from Operations	28	154,998.85	176,221.02
Other Income	29	1,534.96	1,370.75
Total Income		156,533.81	177,591.77
II EXPENSES			
Cost of Materials Consumed	30	133,763.49	153,134.87
Changes in Inventories of Finished Goods & Work-in-Progress & Stock-in-Trade	31	639.99	(38.89)
Employee Benefits Expense	32	3,151.21	3,898.66
Finance Costs	33	3,563.98	4,540.74
Depreciation & Amortization Expense	4-7	1,245.04	1,215.25
Other Expenses	34	11,118.10	11,808.53
Total Expenses		153,481.81	174,559.16
III PROFIT BEFORE EXCEPTIONAL ITEMS & TAXATION			
Exceptional items		-	-
IV PROFIT BEFORE TAX		3,052.00	3,032.61
Tax expense	35		
Current tax		643.39	680.46
Deferred tax		144.39	(532.67)
Tax for earlier years		22.98	(178.97)
Total Tax expense		810.76	(31.18)
V PROFIT FOR THE YEAR AFTER TAX		2,241.24	3,063.79
VI OTHER COMPREHENSIVE INCOME	36		
i Items that will not be classified to profit and loss		18.13	(26.78)
ii Income tax relating to items that will not be classified to profit and loss		(4.56)	9.27
Total Other Comprehensive Income For The Year		13.57	(17.51)
VII TOTAL COMPREHENSIVE INCOME FOR THE YEAR		2,254.81	3,046.28
EARNING PER EQUITY SHARE (Face value of Rs 2/- each)			
Basic (Rs.)		2.38	3.26
Diluted (Rs.)		2.38	3.26
Significant Accounting Policies and other information	1-3		

The accompanying notes form an integral part of the financial statements
This is the Statement of Profit & Loss referred to in our report of even date.

For B. Mukherjee & Co.
Chartered Accountants
Firm Registration No:302096E

S K Mukherjee
Partner
Membership No.006601
Date : 31st May, 2021
Place : Kolkata

Narrindra Suranna
(DIN: 00060127)
Chairman and Managing Director

Tanvi Panday
(Membership No. ACS 31176)
Company Secretary

For and on behalf of Board of Directors

**Rajesh Kumar
Kothari**
(DIN: 02168932)
Whole Time Director

Indar Chand Dakalia
Chief Financial Officer

STATEMENT OF CASH FLOW FOR THE YEAR ENDED 31st MARCH 2021

(Rs. In Lacs)

Particulars	STANDALONE	
	2020-21 (Audited)	2019-20 (Audited)
A. CASH FLOW FROM OPERATING ACTIVITIES		
Profit before tax from continuing operations	3,052.00	3,032.62
Adjustment for:		
Depreciation & amortization expense (Including Leasehold amortization of Rs. 10.90 lacs)	1,245.04	1,215.25
Loss/(Profit) on sale of fixed assets	14.03	89.18
Unwinding of Interest on security deposit	(9.65)	(10.89)
Finance cost	3,563.98	4,540.74
Interest income	(31.57)	(88.53)
Interest on Lease Liability	18.13	-
Other comprehensive income	31.50	(26.78)
Provision for Doubtful debts	167.29	-
Bad debts written off	1,124.23	9.16
Notional rent on Security deposit	9.75	7.94
	6,132.73	5,736.07
Operating profit before Working Capital changes	9,184.73	8,768.69
Adjustments for Working Capital changes		
Decrease/(increase) in non current financial assets		
Other financial assets	41.95	6.30
Decrease/(increase) in other non current assets	(86.18)	31.68
Decrease/(increase) in inventories	(7,635.35)	485.60
Decrease/(increase) in current financial assets		
Trade receivables	(5,465.73)	7,169.83
Loans	(8.00)	-
Other financial assets	(73.83)	57.80
Decrease/(increase) in other current assets	(3,006.85)	711.70
Increase/(decrease) in non current provisions	(10.41)	82.62
Increase/(decrease) in current financial liabilities		
Trade payables	11,328.97	(8,386.84)
Other financial liabilities	(883.30)	164.85
Increase/(decrease) in other current liabilities	(142.97)	94.42
Increase/(decrease) in short term provisions	67.70	(5.36)
	(5,874.00)	412.60
Cash generated from operations	3,310.73	9,181.29
(Tax paid) / refund received (net)	(492.64)	(789.10)
Net cash from operating activities	2,818.09	8,392.19
B. CASH FLOW FROM INVESTING ACTIVITIES		
Purchase of Property, Plant and Equipment, CWIP and Intangible assets	(954.97)	(480.94)
Sale proceeds of Property, Plant and Equipment	472.99	31.32
Interest receipt on investments	31.56	88.52
Increase in investment in Term deposit	-	281.40
Purchase of current investments (net)	(35.88)	-
Sale proceeds of current investments	5.00	-
Net cash generated / (used) from investing activities	(481.30)	(79.70)

STATEMENT OF CASH FLOW FOR THE YEAR ENDED 31st MARCH 2021

(Rs. In Lacs)

Particulars	STANDALONE	
	2020-21 (Audited)	2019-20 (Audited)
C. CASHFLOW FROM FINANCING ACTIVITIES		
Repayment of long term borrowings	(1,523.49)	(1,659.16)
Increase/(decrease) in short term borrowings	1,976.08	(2,089.87)
Payment of Lease Liability	(13.18)	(225.78)
Dividend paid	(112.89)	(45.96)
Finance cost	(3,399.58)	(4,472.71)
Net cash from financing activities	(3,073.06)	(8,493.48)
Net changes in Cash and Bank balances	(736.27)	(180.99)
Net Increase / (-) Decrease in Cash and Bank balances		
Balance at the end of the year	774.81	1,511.08
Balance at the beginning of the year	1,511.08	1,692.07
Net changes in Cash and Bank balances	(736.27)	(180.99)

For B. Mukherjee & Co.Chartered Accountants
Firm Registration No:302096ES K Mukherjee
Partner
Membership No.006601
Date : 31st May, 2021
Place : Kolkata**Narrindra Suranna****(DIN: 00060127)**
Chairman and Managing Director**Tanvi Panday**
(Membership No. ACS 31176)
Company Secretary

For and on behalf of Board of Directors

Rajesh Kumar
Kothari
(DIN: 02168932)
Whole Time Director**Indar Chand Dakalia**
Chief Financial Officer

STATEMENT OF CHANGES IN EQUITY FOR THE YEAR ENDED 31st MARCH, 2021

(Rs. In Lacs)

A. EQUITY SHARE CAPITAL (Refer Note No. 16)

	As at 31st March, 2021	As at 31st March, 2020
Balance at the year beginning	1,881.46	1,881.46
Changes in equity share capital during the year	-	-
Balance at the year end	1,881.46	1,881.46

B. OTHER EQUITY (Refer Note No. 17)

For the year ended 31st March, 2021

Particulars	Reserve & Surplus				Other Comprehensive Income Remeasurement of defined benefit plan	Total
	Capital Reserve & Amalgamation Reserve	Securities Premium	General Reserve	Retained Earnings		
Balance as at 1st April, 2020	852.96	5,322.45	3,400.00	23,226.34	(55.24)	32,746.50
Add : For the Year	-	-	-	2,241.25	13.57	2,254.82
Less: Equity Dividend for the year 2019-20	-	-	-	(112.89)	-	(112.89)
Balance as at 31st March, 2021	852.96	5,322.45	3,400.00	25,354.70	(41.67)	34,888.44

For the year ended 31st March, 2020

Particulars	Reserve & Surplus				Other Comprehensive Income Remeasurement of defined benefit plan	Total
	Capital Reserve & Amalgamation Reserve	Securities Premium	General Reserve	Retained Earnings		
Balance as at 1st April, 2019	852.96	5,322.45	3,400.00	20,434.27	(37.73)	29,971.96
Add : For the Year	-	-	-	3,063.80	(17.51)	3,046.29
Less: Equity Dividend for the year 2018-19	-	-	-	(225.78)	-	(225.78)
Less: Corporate Dividend Tax for the year 2018-19	-	-	-	(45.96)	-	(45.96)
Balance as at 31st March, 2020	852.96	5,322.45	3,400.00	23,226.34	(55.24)	32,746.50

The accompanying notes form an integral part of the financial statements

This is the Statement of Equity referred to in our report of even date.

For B. Mukherjee & Co.

Chartered Accountants
Firm Registration No:302096E

S K Mukherjee
Partner
Membership No.006601
Date : 31st May, 2021
Place : Kolkata

Narrindra Suranna

(DIN: 00060127)
Chairman and Managing Director

Tanvi Panday
(Membership No. ACS 31176)
Company Secretary

For and on behalf of Board of Directors

Rajesh Kumar Kothari
(DIN: 02168932)
Whole Time Director

Indar Chand Dakalia
Chief Financial Officer

Notes to the financial statements for the year ended 31st March, 2021

1. COMPANY INFORMATION

Kkalpana Industries (India) Limited ("the Company") was incorporated in India on 03rd of September 1985. The Company is domiciled in India whose shares are listed on the Bombay Stock Exchange (BSE) and Calcutta Stock Exchange (CSE). The registered office is located at 2B Pretoria Street, Kolkata. The Company is engaged in the manufacturing of Plastic Compounds Exporters.

The financial statements of the Company for the year ended 31st March, 2021 were authorised for issue in accordance with a resolution of the Board of Directors as on 31.05.2021

2. BASIS OF PREPARATION OF FINANCIAL STATEMENTS

2.1 Statement of Compliance

These financial statements have been prepared in accordance with the Indian Accounting Standards (hereinafter referred to as the 'Ind AS') as notified by Ministry of Corporate affairs pursuant to section 133 of the Companies Act, 2013 read with Rule 3 of the Companies (Indian Accounting Standards) Rules, 2015 and Companies (Indian Accounting Standards) Amendment Rules, 2016.

The financial statements have been prepared on accrual and going concern basis. The accounting policies are applied consistently to all the periods presented in the financial statements.

All Assets and Liabilities have been classified as current or non-current as per the Company's normal operating cycle and other criteria as set out in the Division II of Schedule III to the Companies Act, 2013. Based on the nature of products and the time between acquisition of assets for processing and their realisation in cash and cash equivalents, the Company has ascertained its operating cycle as 12 months for the purpose of current or non-current classification of assets and liabilities.

All amounts disclosed in the financial statements and notes have been rounded off to the nearest lakhs as per the requirement of Schedule III, unless otherwise stated.

2.2 Basis of Measurement

The financial statements have been prepared on a historical cost basis (which includes deemed cost as per Ind AS 101), except for the following assets and liabilities which have been measured at fair value:

- (i) Derivative financial instruments
- (ii) Certain financial assets and liabilities measured at fair value (refer accounting policy regarding financial instruments).
- (iii) Defined benefits plans - Plan assets measured at fair value

2.3 Key Accounting Estimates And Judgements

The preparation of financial statements requires management to make judgments, estimates and assumptions in the application of accounting policies that affect the reported amounts of assets and liabilities, disclosures of contingent assets and liabilities at the date of financial statements and reported amount of revenue and expenses during the period. Actual results may differ from these estimates. Continuous evaluation is done on the estimation and judgments based on historical experience and other factors, including expectations of future events that are believed to be reasonable. Revisions to accounting estimates are recognised prospectively.

Information about critical judgments in applying accounting policies, as well as estimates and assumptions that have the most significant effect to the carrying amounts of assets and liabilities within the next financial year, are included in the following notes below :-

(i) Estimation of employee defined benefit obligations

Ind AS 19 requires the exercise of judgment in relation to various assumptions including future pay rises, inflation and discount rates and employee and pensioner demographics. The Company determines the assumptions in conjunction with its actuaries, and believes these assumptions to be in line with best practice, but the application of different assumptions could have a significant effect on the amounts reflected in the income statement, other comprehensive income and balance sheet. There may be also interdependency between some of the assumptions.

Notes to the Financial Statements for the year ended 31st March, 2021

(ii) Estimation of current tax expenses

Significant judgments are involved in determining the provision for income taxes, including amount expected to be paid/recovered for uncertain tax positions. In assessing the realizability of deferred income tax assets, management considers whether some portion or all of the deferred income tax assets will not be realized. The ultimate realization of deferred income tax assets is dependent upon the generation of future taxable income during the periods in which the temporary differences become deductible.

Management considers the scheduled reversals of deferred income tax liabilities, projected future taxable income and tax planning strategies in making this assessment. Based on the level of historical taxable income and projections for future taxable income over the periods in which the deferred income tax assets are deductible, management believes that the company will realize the benefits of those deductible differences. The amount of the deferred income tax assets considered realizable, however, could be reduced in the near term if estimates of future taxable income during the carry forward period are reduced.

(iii) Property, plant and equipment

Property, plant and equipment represent a significant proportion of the asset base of the Company. The charge in respect of periodic depreciation is derived after determining an estimate of an asset's expected useful life and the expected residual value at the end of its life. The useful lives and residual values of Company's assets are determined by the management at the time the asset is acquired and reviewed periodically, including at each financial year end. The lives are based on historical experience with similar assets as well as anticipation of future events, which may impact their life, such as changes in technology.

(iv) Leases

Ind AS 116 requires lessees to determine the lease term as the non-cancellable period of a lease adjusted with any option to extend or terminate the lease, if the use of such option is reasonably certain. The Company makes an assessment on the expected lease term on a lease-by-lease basis and thereby assesses whether it is reasonably certain that any options to extend or terminate the contract will be exercised. In evaluating the lease term, the Company considers factors such as any significant leasehold improvements undertaken over the lease term, costs relating to the termination of the lease and the importance of the underlying asset to Company operations taking into account the location of the underlying asset and the availability of suitable alternatives. The lease term in future periods is reassessed to ensure that the lease term reflects the current economic circumstances. After considering current and future economic conditions, the Company has concluded that no changes are required to lease period relating to the existing lease contracts.

(v) Allowance for credit losses on receivable

The Company determines the allowance for credit losses based on historical loss experience adjusted to reflect current and estimated future economic conditions. The Company considered current and anticipated future economic conditions relating to industries the company deals with and the countries where it operates. In calculating expected credit loss, the Company has also considered credit reports and other related credit information for its customers to estimate the probability of default in future and has taken into account estimates of possible effect from the pandemic relating to COVID -19.

3. SIGNIFICANT ACCOUNTING POLICIES

3.1 Revenue Recognition

The Company recognizes revenue, whenever control over distinct goods or services is transferred to the customer; i.e. when the customer is able to direct the use of the transferred goods or services and obtains substantially all of the remaining benefits, provided a contract with enforceable rights and obligations exists and amongst others collectability of consideration is probable taking into account customer's creditworthiness.

Revenue is the transaction price the Company expects to be entitled to. In determining the transaction price, the Company considers effects of variable consideration, the existence of significant financing contracts, noncash consideration and consideration payable to the customer, if any. The Company considers whether there are other promises in the contract that are separate performance obligations to which the transaction price needs to be allocated (e.g. warranties etc.).

Variable Consideration

If the consideration in a contract includes a variable amount, the company estimates the amount of consideration to which it will be entitled to in exchange for transferring goods to the customer. The variable consideration is estimated at contract inception and constrained until it is highly probable that a significant reversal of revenue will not occur once associated uncertainties are resolved. Some contracts with the customers provide them with a right to return and volume rebates. The right to return and volume rebates gives rise to variable consideration.

Notes to the Financial Statements for the year ended 31st March, 2021

The amount of variable consideration is calculated by either using the expected value or the most likely amount depending on which is expected to better predict the amount of variable consideration. Consideration is also adjusted for the time value of money if the period between the transfer of goods or services and the receipt of payment exceeds twelve months and there is a significant financing benefit either to the customer or the Company. If a contract contains more than one distinct good or service, the transaction price is allocated to each performance obligation based on relative stand-alone selling prices. If stand-alone selling prices are not observable, the Company reasonably estimates those.

Revenue is recognized for each performance obligation either at a point in time or over time.

Sale of goods: Revenues are recognized at a point in time when control of the goods passes to the buyer, usually upon either at the time of dispatch or delivery. Revenue from sale of goods is net of taxes and recovery of charges collected from customers like transport, packing etc.

Contract balances:

Trade Receivables:

A receivable represents the Company's right to an amount of consideration that is unconditional (i.e. only a passage of time is required before payment of the consideration is due).

Contract liabilities:

A contract liability is the obligation to transfer goods or services to a customer for which the company has received consideration (or an amount of consideration is due) from the customer. If a customer pays consideration before the company transfer goods and services to the customer, a contract liability is recognised when the payment is made or the payment is due, whichever is earlier. Contract liabilities are recognised as revenue when the company performs under the contract.

Interest Income

Interest income is recognised using the effective interest rate, which is the rate that exactly discounts the estimated future cash payments or receipts through the expected life of the financial instrument or a shorter period, where appropriate, to the net carrying amount of the financial asset.

Dividend Income

Revenue is recognised when the right to receive the payment is established by the reporting date.

Other Claims / Receipts

Insurance claims and other receipts including export incentives, where quantum of accruals cannot be ascertained with reasonable certainty, these receipts are accounted on receipt basis.

Commission Income

When the Company Acts in the capacity of an agent rather than as the principal in a transaction the revenue recognised is the net amount of the commission earned by the Company.

3.2 Property, Plant and Equipment

Property, Plant and Equipment are stated at cost net of accumulated depreciation and accumulated impairment losses, if any. Cost comprises purchase price including import duties and other non-refundable duties and taxes, borrowing cost if capitalization criteria are met and other directly attributable cost for bringing the Assets to its present location and condition.

The cost of replacing part of an item of Property, Plant and Equipment is recognised in the carrying amount of the item only when it is probable that future economic benefits embodied within the part will flow to the Company and the cost of the item/part can be measured reliably. All other repairs and maintenance are charged to the Statement of Profit and Loss during the period in which they are incurred.

When parts of an item of Property, Plant and Equipment have different useful lives, they are accounted for as separate items (major components) of Property, Plant and Equipment.

Gains or losses arising on retirement or disposal of Property, Plant and Equipment are recognised in the Statement of Profit and Loss.

Property, Plant and Equipment which are not ready for intended use as on the date of Balance sheet are disclosed as "Capital Work-in-progress".

Notes to the Financial Statements for the year ended 31st March, 2021

Items of Property, Plant and Equipment acquired through exchange of non-monetary assets are measured at fair value, unless the exchange transaction lacks commercial substance or the fair value of either the asset received or asset given up is not reliably measurable, in which case the asset exchanged is recorded at the carrying amount of the asset given up.

The Assets which are held for Sale shall be reclassified to Current Assets only if its carrying amount will be recovered principally through a sale transaction (within one year) rather than through continuing use.

Depreciation and Ammortization:-

Depreciation is provided on a pro-rata basis on the straight line method based on estimated useful life prescribed in Part - C under Schedule II to the Companies Act, 2013.

Particulars	Years
Factory Building	30
Plant & Machinery	25
Electrical Installation	10
Lab Equipments	10
Furniture and Fixtures	10
Motor Car	8
Air Conditioner	15
Scooter, Moped and Cycle	10
Office Equipment	5
Computer	3

Useful life of Plant and Machinery has been considered 25 years as against 15 years as prescribed in Shedule II of the Companies Act, 2013 which is based on the prevailing practices of the comparable industries and our past experience for last 30 years.

3.3 Intangible Assets :

Separately purchased intangible assets are initially measured at cost. Subsequently, intangible assets are carried at cost less any accumulated amortisation and accumulated impairment losses, if any. The useful lives of intangible assets are assessed as either finite or indefinite. Finite-life intangible assets are amortised on a straight-line basis over the period of their expected useful lives.

The Intangible Assets are derecognised either when they are being disposed off or no future economic benefit is expected from its use or disposal, the difference net disposal proceeds and the carrying amount of Assets is recognised in the statement of Profit and Loss in the period of dereognition.

Intangible assets are amortised as follows:

Technical Know How and Computer Software is ammortized over a period of 10 years except SAP, a new Enterprise Resource Planning (ERP) System which has been implemented and ammortised during the year.

3.4 Non Current Assets held for Sale

Non-current assets or disposal groups comprising assets and liabilities are classified as 'held for sale' when all of the following criteria are met : (i) decision has been made to sell. (ii) the assets are available for immediate sale in its present condition (iii) the assets are being actively marketed and (iv) sale has been agreed or is expected to be concluded within 12 months of the Balance Sheet date.

Subsequently, such non-current assets and disposal groups classified as held for sale are measured at the lower of its carrying value and fair value less costs to sell. Non-current assets held for sale are not depreciated or amortised.

3.5 Investment Property

Investment Property comprises Free-Hold Lands that are held for Capital Appreciation as it has been held for a currently undetermined future use and are recognised at cost.

An Investment Property are derecognised either when they are disposed off or when they are permanently withdrawn from use and no future economic benefit is expected. The difference between the net disposal proceeds and the carrying amount of the asset is recognised in statement of profit and loss in the period of derecognition.

Notes to the Financial Statements for the year ended 31st March, 2021

3.6 Lease

The Company as a lessee

The Company's lease asset classes primarily consist of leases for buildings, machineries and warehouses. The Company assesses whether a contract contains a lease, at inception of a contract. A contract is, or contains, a lease if the contract conveys the right to control the use of an identified asset for a period of time in exchange for consideration. To assess whether a contract conveys the right to control the use of an identified asset, the Company assesses whether:

- (i) the contract involves the use of an identified asset
- (ii) the Company has substantially all of the economic benefits from use of the asset through the period of the lease and
- (iii) the Company has the right to direct the use of the asset.

At the date of commencement of the lease, the Company recognizes a right-of-use asset ("ROU") and a corresponding lease liability for all lease arrangements in which it is a lessee, except for leases with a term of twelve months or less (short-term leases) and low value leases. For these short-term and low value leases, the Company recognizes the lease payments as an operating expense on a straight-line basis over the term of the lease.

Certain lease arrangements includes the options to extend or terminate the lease before the end of the lease term. ROU assets and lease liabilities includes these options when it is reasonably certain that they will be exercised.

The right-of-use assets are initially recognized at cost, which comprises the initial amount of the lease liability adjusted for any lease payments made at or prior to the commencement date of the lease plus any initial direct costs less any lease incentives. They are subsequently measured at cost less accumulated depreciation and impairment losses.

Right-of-use assets are depreciated from the commencement date on a straight-line basis over the shorter of the lease term and useful life of the underlying asset. Right of use assets are evaluated for recoverability whenever events or changes in circumstances indicate that their carrying amounts may not be recoverable. For the purpose of impairment testing, the recoverable amount (i.e. the higher of the fair value less cost to sell and the value-in-use) is determined on an individual asset basis unless the asset does not generate cash flows that are largely independent of those from other assets. In such cases, the recoverable amount is determined for the Cash Generating Unit (CGU) to which the asset belongs.

The lease liability is initially measured at amortized cost at the present value of the future lease payments. The lease payments are discounted using the interest rate implicit in the lease or, if not readily determinable, using the incremental borrowing rates in the country of domicile of these leases. Lease liabilities are remeasured with a corresponding adjustment to the related right of use asset if the Company changes its assessment if whether it will exercise an extension or a termination option.

Lease liability and ROU asset have been separately presented in the Balance Sheet and lease payments have been classified as financing cash flows.

3.7 Impairment of non-financial assets

As at each balance sheet date, the Company assesses whether there is an indication that an asset may be impaired and also whether there is an indication of reversal of impairment loss recognised in the previous periods. If any indication exists, or when annual impairment testing for an asset is required, if any, the Company determines the recoverable amount and impairment loss is recognised when the carrying amount of an asset exceeds its recoverable amount.

Recoverable amount is determined:-

- a) In the case of an individual asset, at the higher of the fair value less cost to sell and the value in use ; and
- b) In the case of cash generating unit (a group of asset that generates identified, independent cash flow), at the higher of the cash generating unit's fair value less cost to sell and the value in use.

In assessing value in use, the estimated future cash flows are discounted to their present value using a pre-tax discounting rate that reflect the current market assessment of the time value of the money and the risk specific to the asset. In determining fair value less cost of disposal, recent market transaction is taken into account. If no such transaction can be identified, an appropriate valuation model is used. These calculations are corroborated by valuation multiples, quoted share prices for publicly traded companies or other available fair value indicators.

Notes to the Financial Statements for the year ended 31st March, 2021

3.8 Financial Instruments

A financial instrument is any contract that gives rise to a financial asset of one entity and a financial liability or equity instrument of another entity.

A) Financial Assets

Initial Recognition and measurement of Financial Assets

All financial assets are recognised initially at fair value plus or minus, in the case of financial assets not recorded at fair value through profit or loss, transaction costs that are attributable to the acquisition of the financial asset.

Financial assets are classified, at initial recognition, in the same manner as described in subsequent measurement.

Purchases or sales of financial assets that require delivery of assets within a time frame established by regulation or convention in the market place (regular way trades) are recognised on the trade date, i.e. the date the Company commits to purchase or sell the asset

Subsequent measurement

For purposes of subsequent measurement, financial assets are classified in four categories:

- (a) Financial assets at amortised cost
- (b) Financial assets at fair value through other comprehensive income (FVTOCI)
- (c) Financial assets at fair value through profit or loss (FVTPL)
- (d) Equity instruments measured at fair value through other comprehensive income (FVTOCI)

(a) Financial assets at amortised cost

A financial asset that meets the following two conditions is measured at amortised cost (net of any write down for impairment) unless the asset is designated at fair value through profit or loss under the fair value option.

i) Business model test : The objective of the Company's business model is to hold the financial asset to collect the contractual cash flows (rather than to sell the instrument prior to its contractual maturity to realize its fair value changes).

ii) Cash flow characteristics test : The contractual terms of the financial asset give rise on specified dates to cash flows that are solely payments of principal and interest on the principal amount outstanding.

After initial measurement, such financial assets are subsequently measured at amortised cost using the effective interest rate (EIR) method. Amortised cost is calculated by taking into account any discount or premium on acquisition and fees or costs that are an integral part of the EIR. The EIR amortisation is included in finance income in the profit or loss. The losses arising from impairment are recognised in the profit or loss.

Effective Interest Rate (EIR) method is a method of calculating the amortised cost of a debt instrument and of allocating interest income over the relevant period. The effective rate is the rate that exactly discounts estimated future cash receipts (including all fees and points paid or received that form an integral part of the effective interest rate, transaction costs and other premiums or discounts) through the expected life of the debt instrument or where appropriate, a shorter period to the net carrying amount on initial recognition

(b) Financial assets at fair value through other comprehensive income (FVTOCI)

A financial asset that meets the following two conditions is measured at fair value through other comprehensive income unless the asset is designated at fair value through profit or loss under the fair value option.

i) Business model test : The financial asset is held within a business model whose objective is achieved by both collecting contractual cash flows and selling financial assets.

ii) Cash flow characteristics test : The contractual terms of the financial asset give rise on specified dates to cash flows that are solely payments of principal and interest on the principal amount outstanding.

Notes to the Financial Statements for the year ended 31st March, 2021

(c) Financial assets at fair value through profit or loss (FVTPL)

FVTPL is a residual category for financial assets. Any financial asset, which does not meet the criteria for categorization as at amortized cost or as FVTOCI, is classified as at FVTPL.

In addition, the Company may elect to designate a financial asset, which otherwise meets amortized cost or FVTOCI criteria, as at FVTPL. However, such election is allowed only if doing so reduces or eliminates a measurement or recognition inconsistency (referred to as 'accounting mismatch') that would otherwise arise from measuring financial assets and financial liabilities or recognising the gains or losses on them on different bases.

Financial assets included within the FVTPL category are measured at fair value with all changes recognized in the statement of profit and loss.

(d) Equity instruments measured at fair value through other comprehensive income (FVTOCI)

Equity instruments which are held for trading are classified as at FVTPL. For all other equity instruments, the Company may make an irrevocable election to present in other comprehensive income subsequent changes in the fair value. The Company makes such election on an instrument by instrument basis. The classification is made on initial recognition and is irrevocable.

If an equity investment is not held for trading, an irrevocable election is made at initial recognition to measure it at fair value through other comprehensive income with only dividend income recognised in the statement of profit and loss.

If the Company decides to classify an equity instrument as at FVTOCI, then all fair value changes on the instrument, excluding dividends, are recognized in the OCI. There is no recycling of the amounts from other comprehensive income to statement of profit and loss, even on sale of investment. However, the Company may transfer the cumulative gain or loss within equity.

Equity instruments included within the FVTPL category are measured at fair value with all changes recognized in the statement of profit and loss.

Derecognition

A financial asset (or, where applicable, a part of a financial asset or part of a group of similar financial assets) is primarily derecognised (i.e. removed from the Company's financial statement) when:

The rights to receive cash flows from the asset have expired, or

The Company has transferred its rights to receive cash flows from the asset or has assumed an obligation to pay the received cash flows in full without material delay to a third party under a 'pass-through' arrangement; and either:

(i) the Company has transferred substantially all the risks and rewards of the asset, or

(ii) the Company has neither transferred nor retained substantially all the risks and rewards of the asset, but has transferred control of the asset.

When the Company has transferred its rights to receive cash flows from an asset or has entered into a pass-through arrangement, it evaluates if and to what extent it has retained the risks and rewards of ownership. When it has neither transferred nor retained substantially all of the risks and rewards of the asset, nor transferred control of the asset, the Company continues to recognise the transferred asset to the extent of the Company's continuing involvement. In that case, the Company also recognises an associated liability. The transferred asset and the associated liability are measured on a basis that reflects the rights and obligations that the Company has retained.

Continuing involvement that takes the form of a guarantee over the transferred asset is measured at the lower of the original carrying amount of the asset and the maximum amount of consideration that the Company could be required to repay.

Write Off

An entity shall directly reduce the gross carrying amount of a Financial Asset when the entity has no reasonable expectation of recovering a financial asset in its entirety or for a portion thereof.

Investment in joint ventures and subsidiaries:

The Company has accounted for its investment in joint ventures and subsidiaries at cost.

Impairment of financial assets

The Company applies expected credit losses (ECL) model for measurement and recognition of impairment loss on the following financial assets:

(a) Financial assets measured at amortised cost

(b) Financial assets measured at fair value through other comprehensive income (FVTOCI)

Notes to the Financial Statements for the year ended 31st March, 2021

Expected Credit Losses are measured through either 12 month ECL or lifetime ECL and it is assessed as following:

For recognition of impairment loss on financial assets, the Company determines that whether there has been a significant increase in the credit risk since initial recognition. If credit risk has not increased significantly, 12-month ECL is used to provide for impairment loss. However, if credit risk has increased significantly, lifetime ECL is used. If, in the subsequent period, credit quality of the instrument improves, such that there is no longer a significant increase in credit risk since initial recognition, then the entity reverts to recognising impairment loss allowance based on 12-month ECL.

Lifetime ECL are the expected credit losses resulting from all possible default events over the expected life of a financial instrument. The 12-month ECL is a portion of the lifetime ECL which results from default events that are possible within 12 months after the reporting date.

The Company follows 'simplified approach' for recognition of impairment loss allowance on trade receivables.

The application of simplified approach does not require the Company to track changes in credit risk. Rather, it recognises impairment loss allowance based on lifetime ECLs at each reporting date, right from its initial recognition.

The Company follows a provision matrix to determine impairment loss allowance on the portfolio of trade receivables. The provision matrix is based on its historical observed default rates over the expected life of the trade receivables and is adjusted for forward looking estimates. At every reporting date, the historical observed default rates are updated and changes in the forward looking estimates are analysed.

For assessing increase in credit risk and impairment loss, the Company combines financial instruments on the basis of shared credit risk characteristics with the objective of facilitating an analysis that is designed to enable significant increases in credit risk to be identified on a timely basis.

B) Financial liabilities

All financial liabilities are recognised initially at fair value and, in the case of loans and borrowings and payables, net of directly attributable transaction costs.

The Company's financial liabilities include loans and borrowings, trade and other payables and derivative financial instruments.

Subsequent measurement

The measurement of financial liabilities depends on their classification, as described below:

(a) Financial liabilities at fair value through profit or loss

Financial liabilities at fair value through profit or loss include financial liabilities held for trading and financial liabilities designated upon initial recognition as at fair value through profit or loss.

Financial liabilities are classified as held for trading if they are incurred for the purpose of repurchasing in the near term. This category also includes derivative financial instruments entered into by the Company that are not designated as hedging instruments in hedge relationships as defined by Ind AS 109. Separated embedded derivatives are also classified as held for trading unless they are designated as effective hedging instruments.

Gains or losses on liabilities held for trading are recognised in the statement of profit and loss.

Financial liabilities designated upon initial recognition at fair value through profit or loss are designated as such at the initial date of recognition, and only if the criteria in Ind AS 109 are satisfied.

(b) Loans and borrowings

After initial recognition, interest-bearing loans and borrowings are subsequently measured at amortised cost using the effective interest rate (EIR) method. Gains and losses are recognised in statement of profit and loss when the liabilities are derecognised as well as through the EIR amortisation process.

Amortised cost is calculated by taking into account any discount or premium on acquisition and fees or costs that are an integral part of the EIR. The EIR amortisation is included as finance costs in the statement of profit and loss.

Notes to the Financial Statements for the year ended 31st March, 2021

(c) Financial Guarantee Contracts

Financial guarantee contracts issued by the Company are those contracts that require a payment to be made to reimburse the holder for a loss it incurs because the specified debtor fails to make a payment when due in accordance with the terms of a debt instrument. Financial guarantee contracts are recognised initially as a liability at fair value, adjusted for transaction costs that are directly attributable to the issuance of the guarantee. Subsequently, the liability is measured at the higher of the amount of loss allowance determined as per impairment requirements of Ind AS 109 and the amount recognised less cumulative amortisation.

Derecognition

A financial liability is derecognised when the obligation under the liability is discharged or cancelled or expires. When an existing financial liability is replaced by another from the same lender on substantially different terms, or the terms of an existing liability are substantially modified, such an exchange or modification is treated as the derecognition of the original liability and the recognition of a new liability. The difference in the respective carrying amounts is recognised in the statement of profit and loss.

Offsetting of financial instruments

Financial assets and financial liabilities are offset and the net amount is reported in the balance sheet if there is a currently enforceable legal right to offset the recognised amounts and there is an intention to settle on a net basis, to realize the assets and settle the liabilities simultaneously.

Derivative financial instruments and hedge accounting

The Company enters into derivative contracts such as forward currency contract, option contract and cross currency and interest rate swaps to hedge foreign currency risks and interest rate risks. Such derivative financial instruments are initially recognised at fair value on the date on which a derivative contract is entered into and are subsequently re-measured at fair value. Derivatives are carried as financial assets when the fair value is positive and as financial liabilities when the fair value is negative.

Any gains or losses arising from changes in the fair value of derivatives are taken directly to profit or loss, except for the effective portion of cash flow hedges, which is recognised in other comprehensive income and later reclassified to statement of profit and loss when the hedge item affects profit or loss.

3.9 Cash and cash equivalents

Cash and cash equivalent in the balance sheet comprises cash in hand, cash at banks and short-term deposits with an original maturity of three months or less, which are subject to an insignificant risk of changes in value.

For the purpose of the statement of cash flows, cash and cash equivalents consist of cash in hand, cash at banks and short-term deposits, as defined above, net of outstanding bank overdrafts, if any, as they are considered an integral part of the cash management.

3.10' Foreign currency Transactions

The Company's financial statements are presented in Indian Rupee (Rs.) which is also Company's functional currency.

Foreign currency transactions are recorded on initial recognition in the functional currency, using the exchange rates prevailing on the date of transaction. At each balance sheet date, foreign currency monetary items are reported using the closing exchange rate. Exchange rate differences that arise on settlement of monetary items or on translating of monetary items at each balance sheet reporting date at the closing rate are recognised as income or expense in the period in which they arise except exchange difference on monetary items that qualify as a hedging instrument in a cash flow hedge are recognised initially in OCI to the extent the hedge is effective.

Non-monetary items which are carried at historical cost denominated in a foreign currency are reported using the exchange rates prevailing at the date of the transaction. Non-monetary items measured at fair value in a foreign currency are reported using the exchange rates prevailing at the date when fair value is determined.

When a gain or loss on non-monetary items is recognised in OCI any exchange component of that gain / loss shall be recognised in OCI, conversely when a gain or loss on a non-monetary item is recognised in Profit / loss any exchange component of that gain/loss shall be recognised in Profit / Loss.

Notes to the Financial Statements for the year ended 31st March, 2021

3.11 Fair Value Measurement:

The Company measures financial instruments, such as, derivatives at fair value at each balance sheet date.

Fair value is the price that would be received to sell an asset or paid to transfer a liability in an orderly transaction between market participants at the measurement date. The fair value measurement is based on the presumption that the transaction to sell the asset or transfer the liability takes place either:

- (a) In the principal market for the asset or liability, or
- (b) In the absence of a principal market, in the most advantageous market for the asset or liability

The principal or the most advantageous market must be accessible by the Company.

The fair value of an asset or a liability is measured using the assumptions that market participants would use when pricing the asset or liability, assuming that market participants act in their economic best interest.

A fair value measurement of a non-financial asset takes into account a market participant's ability to generate economic benefits by using the asset in its highest and best use or by selling it to another market participant that would use the asset in its highest and best use.

The Company uses valuation techniques that are appropriate in the circumstances and for which sufficient data are available to measure fair value, maximising the use of relevant observable inputs and minimising the use of unobservable inputs.

All assets and liabilities for which fair value is measured or disclosed in the financial statements are categorised within the fair value hierarchy, described as follows, based on the lowest level input that is significant to the fair value measurement as a whole:

Level 1 — Quoted (unadjusted) market prices in active markets for identical assets or liabilities

Level 2 — Valuation techniques for which the lowest level input that is significant to the fair value measurement is directly or indirectly observable

Level 3 — Valuation techniques for which the lowest level input that is significant to the fair value measurement is unobservable

For assets and liabilities that are recognised in the financial statements on a recurring basis, the Company determines whether transfers have occurred between levels in the hierarchy by re-assessing categorisation (based on the lowest level input that is significant to the fair value measurement as a whole) at the end of each reporting period.

For the purpose of fair value disclosures, the Company has determined classes of assets and liabilities on the basis of the nature, characteristics and risks of the asset or liability and the level of the fair value hierarchy as explained above.

3.12 Inventories

Raw materials : Inventories are valued at cost or net realisable value whichever is lower. Cost is determined by using the Weighted average method. Net realisable value is the estimated selling price in the ordinary course of business, less the estimated costs of completion and the estimated costs necessary to make the sale.

Finished Goods and Traded Goods: Inventories are valued at lower of cost and net realisable value. Finished goods include cost of conversion and other cost incurred for bringing the inventories to their present location and condition and Traded Goods includes purchase price and other cost incurred for bringing the inventories to their present location and condition.

Stores & Spareparts : Store and Spare Parts are valued at Cost.

3.13 Employee Benefits

Short Term Employee Benefits

Short term employee benefits are expensed as the related service is provided. A liability is recognised for the amount expected to be settled wholly before twelve months after the year end, if the Company has a present legal or constructive obligation to pay this amount as a result of past service provided by the employee and the obligation can be estimated reliably. It includes Salary, wages, paid annual leave.

Notes to the Financial Statements for the year ended 31st March, 2021

Post Employment Benefits

Defined Contribution Plan

Retirement benefits in the form of contribution to Provident fund are defined contribution plans. The contributions are charged to the statement of profit and loss as and when due monthly and are paid to the Government administered Provident Fund towards which the Company has no further obligation beyond its monthly contribution. Superannuation benefit scheme is not existing in the Company.

Defined benefit plans:

The Company operates defined benefit plan viz., gratuity. The costs of providing benefits under this plan are determined on the basis of actuarial valuation at each year-end. Actuarial valuation is carried out for the plan using the projected unit credit method.

Defined benefit costs are comprised of:

- a) service cost (including current service cost, past service cost, as well as gains and losses on curtailments and settlements);
- b) Net interest expense or income; and
- c) Re-measurement.

The Company presents the first two components of defined benefit costs in profit or loss in the line item 'Employee benefits expense'. Curtailment gains and losses are accounted for as past service costs. Re-measurement of net defined benefit liability/ asset pertaining to gratuity comprise actuarial gains/ losses (i.e. changes in the present value resulting from experience adjustments and effects of changes in actuarial assumptions) and is reflected immediately in the balance sheet with a charge or credit recognised in other comprehensive income in the period in which they occur. Remeasurement recognised in other comprehensive income is reflected immediately in retained earnings and is not reclassified to profit or loss.

3.14 Borrowing Cost

Borrowing costs that are directly attributable to the acquisition, construction or production of an asset that necessarily takes a substantial period of time to get ready for its intended use or sale are capitalised as part of the cost of the respective asset. All other borrowing costs are expensed in the period in which it is incurred.

Borrowing costs include interest expense calculated using the effective interest rate method as described in Ind AS 109- Financial Instruments, finance charges in respect of finance leases are recognised in accordance with Ind AS 116- Leases and exchange differences arising from foreign currency borrowings to the extent that they are regarded as an adjustment to interest costs.

3.15 Income Taxes

Income tax expense represents the sum of the tax currently payable and deferred tax. It is recognised in statement of profit and loss except to the extent that it relates to a business combination, or items recognised directly in equity or in other comprehensive income.

Current Tax

Current income tax represents the tax currently payable on the taxable income for the year and any adjustment to the tax in respect of the previous years. It is measured using tax rates enacted or substantively enacted at the reporting date.

Deferred Tax

Deferred tax is provided using the balance sheet approach on temporary differences at the reporting date between the tax bases of assets and liabilities and their carrying amounts for financial reporting purposes at the reporting date. Deferred income tax asset are recognized to the extent that it is probable that taxable profit will be available against which the deductible temporary differences, and the carry forward of unused tax credits and unused tax losses can be utilized.

The carrying amount of deferred tax assets is reviewed at each reporting date and reduced to the extent that it is no longer probable that sufficient taxable profit will be available to allow all or part of the deferred tax asset to be utilised. Unrecognised deferred tax assets are reassessed at each reporting date and are recognised to the extent that it has become probable that future taxable profits will allow the deferred tax asset to be recovered.

Notes to the Financial Statements for the year ended 31st March, 2021

Deferred tax assets and liabilities are measured at the tax rates that are expected to apply in the year when the asset is realised or the liability is settled, based on tax rates (and tax laws) that have been enacted or substantively enacted at the reporting date.

Deferred tax relating to items recognised outside profit or loss is recognised outside the statement of profit and loss. Deferred tax items are recognised in correlation to the underlying transaction either in other comprehensive income or directly in equity.

Deferred tax assets and liabilities are offset only if:

- (i) entity has a legally enforceable right to set off current tax assets against current tax liabilities; and
- (ii) deferred tax assets and the deferred tax liabilities relate to the income taxes levied by the same taxation authority.

Current and deferred tax is recognised in the statement of profit and loss, except to the extent that it relates to items recognised in the Other Comprehensive Income or directly in equity. In this case, tax is also recognised in other comprehensive income or directly in equity, respectively.

3.16 Provisions, Contingent Liabilities and Contingent Assets

Provisions are recognised when the Company has a present obligation (legal or constructive) as a result of a past event, it is probable that an outflow of resources embodying economic benefits will be required to settle the obligation and a reliable estimate can be made of the amount of the obligation. When the Company expects some or all of a provision to be reimbursed, the reimbursement is recognised as a separate asset, but only when the reimbursement is virtually certain. The expense relating to a provision is presented in the statement of profit and loss net of any reimbursement.

If the effect of the time value of money is material, provisions are discounted using a current pre-tax rate that reflects, when appropriate, the risks specific to the liability. When discounting is used, the increase in the provision due to the passage of time is recognised as a finance cost.

Contingent Liabilities and Assets

Contingent Liabilities are not recognised but are disclosed in the notes. A disclosure for a contingent liability is made where there is a possible obligation arising out of past event, the existence of which will be confirmed only by the occurrence or non-occurrence of one or more uncertain future events not wholly within the control of the Company or a present obligation arising out of past event where it is either not probable that an outflow of resources will be required to settle or a reliable estimate of the amount cannot be made. Contingent Assets are not recognised but disclosed in the financial statements when economic inflow is probable.

3.17 Earnings per Share

Basic earnings per share is calculated by dividing the net profit or loss for the period after deducting any attributable tax thereto for the period by the weighted average number of equity shares outstanding during the period. For the purpose of calculating diluted earnings per share, the net profit or loss for the period attributable to equity shareholders and the weighted average number of shares outstanding during the period is adjusted for the effects of all dilutive potential equity shares.

3.18 Current and Non-current Classification

The Company presents assets and liabilities in the balance sheet based on current/ non current classification.

An asset is current when:

- It is expected to be realised or intended to be sold or consumed in normal operating cycle (twelve months),
- It is held primarily for the purpose of trading,
- It is expected to be realised within twelve months after the reporting period,
- It is cash or cash equivalents unless restricted from being exchanged or used to settle a liability for at least twelve months after the reporting period.

All other assets are classified as non-current.

A liability is current when:

- It is expected to be settled in normal operating cycle (twelve months),
- It is held primarily for the purpose of trading,
- It is due to be settled within twelve months after the reporting period,

Notes to the Financial Statements for the year ended 31st March, 2021

Or

- There is no unconditional right to defer the settlement of the liability for at least twelve months after the reporting period.

All other liabilities are classified as non-current.

3.19 Business Combination

Business combinations, if any, are accounted for using the acquisition accounting method as at the date of the acquisition, which is the date at which control is transferred to the Company. The consideration transferred in the acquisition and the identifiable assets acquired and liabilities assumed are recognised at fair values on their acquisition date. Goodwill is initially measured at cost, being the excess of the aggregate of the consideration transferred and the amount recognised for non-controlling interests, and any previous interest held, over the net identifiable assets acquired and liabilities assumed. If the Goodwill computed as per IND AS 103 is negative, the acquirer needs to reassess the identification and measurement of the acquiree's identifiable assets, liabilities and contingent liabilities and the measurement of the cost of combination. If negative goodwill remains, this is recognised immediately in OCI and accumulated in equity as Capital Reserve. The Company recognises any non-controlling interests, and any previous interest held, over the net identifiable assets acquired and liabilities assumed. The Company recognises any non-controlling interest in the acquired entity on an acquisition-by-acquisition basis either at fair value or at the non-controlling interest's proportionate share of the acquired entity's net identifiable assets. Consideration transferred does not include amounts related to settlement of pre-existing relationships. Such amounts are recognised in the Statement of Profit and Loss.

Transaction costs are expensed as incurred, other than those incurred in relation to the issue of debt or equity securities. Any contingent consideration payable is measured at fair value at the acquisition date. Subsequent changes in the fair value of contingent consideration are recognised in the statement of Profit and Loss.

If there is an acquisition of an asset or a group of assets that does not constitute a business. In such cases the Company shall identify and recognise the individual identifiable assets acquired (including those assets that meet the definition of, and recognition criteria for, intangible assets in Ind AS 38, Intangible Assets) and liabilities assumed. The cost of the group shall be allocated to the individual identifiable assets and liabilities on the basis of their relative fair values at the date of purchase. Such a transaction or event does not give rise to goodwill.

04. Property Plant and Equipment

(Rs. In Lacs)

Description	Gross Block				Depreciation / Amortisation				Net Block	
	As at 01-04-2020	Addition during the year	Sales/ Disposals	As at 31-03-2021	As at 01-04-2020	For the Period	Sales/ Disposals	As at 31-03-2021	As at 31-03-2021	As at 31-03-2020
TANGIBLE ASSETS:										
Free hold land	1,608.30	-	-	1,608.30	-	-	-	-	1,608.30	1,608.30
Factory Building	7,396.07	484.07	530.01	7,350.13	1,671.81	226.66	175.94	1,722.53	5,627.60	5,724.26
Plant & Machinery	16,938.30	347.23	172.97	17,112.56	2,634.56	683.63	56.39	3,261.80	13,850.76	14,303.74
Furniture & Fixture	260.42	2.58	-	263.00	100.04	24.36	-	124.40	138.60	160.38
Motor Car	221.14	6.41	70.73	156.82	49.41	30.15	60.22	19.34	137.47	171.73
Scooter, Moped & Cycle	1.66	-	-	1.66	0.48	0.17	-	0.65	1.01	1.18
Laboratory Equipment	818.95	10.25	4.33	824.88	261.50	79.44	1.46	339.48	485.40	557.45
Electrical Installation	1,470.33	79.43	12.50	1,537.26	698.83	153.94	9.51	843.27	693.99	771.49
Office Equipment	104.75	13.45	-	118.20	44.16	18.27	-	62.43	55.78	60.60
Air Conditioner	70.84	-	-	70.84	22.92	3.95	-	26.87	43.97	47.91
Computer	62.12	11.54	-	73.66	36.69	11.25	-	47.94	25.73	25.43
Total	28,952.88	954.97	790.54	29,117.31	5,520.41	1,231.82	303.52	6,448.71	22,668.61	23,432.46
Previous year	28,712.85	480.94	240.91	28,952.88	4,430.15	1,210.68	120.42	5,520.41	23,432.46	24,282.70

Notes to the Financial Statements for the year ended 31st March, 2021
05. Investment Property
(Rs. In lacs)

Description	Gross Block				Depreciation / Amortisation				Net Block	
	As at 01-04-2020	Addition during the year	Sales/ Disposals	As at 31-03-2021	As at 01-04-2020	For the Period	Sales/ Disposals	As at 31-03-2021	As at 31-03-2021	As at 31-03-2020
Free Hold Land	1,281.68	-	-	1,281.68	-	-	-	-	1,281.68	1,281.68
Total	1,281.68	-	-	1,281.68	-	-	-	-	1,281.68	1,281.68
Previous year	1,281.68	-	-	1,281.68	-	-	-	-	1,281.68	1,281.68

06. Other Intangible Assets

Description	Gross Block				Depreciation / Amortisation				Net Block	
	As at 01-04-2020	Addition during the year	Sales/ Disposals	As at 31-03-2021	As at 01-04-2020	For the Period	Sales/ Disposals	As at 31-03-2021	As at 31-03-2021	As at 31-03-2020
Technical Knowhow	0.20	-	-	0.20	-	-	-	-	0.20	0.20
Computer Software	228.12	-	-	228.12	213.91	2.32	-	216.23	11.90	14.22
Total	228.33	-	-	228.33	213.91	2.32	-	216.23	12.10	14.42
Previous year	228.33	-	-	228.33	209.34	4.56	-	213.91	14.42	18.98

07. Right of Use - Lease

Description	Gross Block				Depreciation / Amortisation				Net Block	
	As at 01-04-2020	Addition during the year	Sales/ Disposals	As at 31-03-2021	As at 01-04-2020	For the Period	Sales/ Disposals	As at 31-03-2021	As at 31-03-2021	As at 31-03-2020
Plant & Machinery	-	93.43	-	93.43	-	10.90	-	10.90	82.53	-
Total	-	93.43	-	93.43	-	10.90	-	10.90	82.53	-
Previous year	-	-	-	-	-	-	-	-	-	-

Other Notes to Note No 04 to 07

A Disclosures for Property, Plant & Equipment (PPE) ,Capital Work-in-Progress (CWIP) and Other Intangible Assets

A1. Refer Note No. 46 for information on Property, Plant and Equipment and Other Intangible Assets pledged as security by the Company.

A2. Estimated amount of contracts remaining to be executed on capital account (net of advances) and not provided for the year ended 31st March, 2021 is Rs.57.87 lacs (31st March, 2020: Rs.388.28 Lac)

A3. There has been no impairment loss on above assets during the year.

B Disclosures for Investment Property

B1. The Company has identified and reclassified Land at West Bengal amounting Rs 1281.68 Lacs. immovable properties as Investment Properties on the date of transition i.e. 1st April, 2016 on the basis of currently undermined future use.

B2. No amount of Income / Expenses has been recognised in Profit and Loss in relation to the above Investment Property.

B3. The Company has no restrictions on the realisability of its investment properties and no contractual obligations to purchase, construct or develop investment properties or for repairs, maintenance and enhancements.

B4. The Company has elected optional exemption under Ind AS 101 to measure Investment Property at previous GAAP carrying value.

B5. Since the Land at West Bengal are partial agricultural in nature, the management has not determined the Fair Market Value of these properties from the accredited independent valuer and hence the disclosure requirement of fair value has not been furnished.

Notes to the Financial Statements for the year ended 31st March, 2021

(Rs. In lacs)

8 FINANCIAL ASSETS:- NON-CURRENT INVESTMENTS	Face Value Rs.	No. of Shares / Units		Amount	
		As at 31st March 2021	As at 31st March, 2020	As at 31st March 2021	As at 31st March, 2020
Equity Instruments - Fully paid up					
<u>Unquoted</u>					
(a) Subsidiary-At Cost					
(i) Plastic Processors and Exporters Pvt Ltd.	10	-	50,000	-	36.50
(ii) Ddev Plastiks Industries Ltd.	10	10,000	-	1.00	-
(iii) Kkalpana Plastic Reprocess Industries Middleeast FZE	1000 AED	175	-	34.98	-
(b) Others-At Fair Value Through Profit and Loss					
(i) Panchawati Holiday Resorts Ltd.	10	9,400	9,400	-	-
<u>Quoted</u>					
(a) Associate-At Cost					
(i) Kkalpana Plastick Limited	10	2,002,920	2,002,920	200.29	200.29
(b) Others-At Fair Value Through Profit and Loss					
(i) Bank of Baroda	10	1	1	-	-
(ii) Nicco Corporation Ltd.	2	826,194	826,194	-	-
Total Investments				236.27	236.79
Less: Provision for diminution in the value of Investments				-	-
Net Investments				236.27	236.79

Notes:

Aggregate carrying amount of Quoted Investments	200.29	200.29
Aggregate market value of Quoted Investments	65.70	44.06
Aggregate amount of Unquoted Investments	35.98	36.50
Aggregate amount of Impairment in the value of Investments	-	-

9 FINANCIAL ASSETS - LOANS

	Non Current		Current	
	As at 31st March 2021	As at 31st March, 2020	As at 31st March 2021	As at 31st March, 2020
(a) Unsecured, considered good Loan to Related Party	-	-	8.00	-
Total	-	-	8.00	-

Except as above there are no loans/ advances to directors or other officers of the Company or any of them either severally or jointly with any other persons or loans/ advances to firms or private companies respectively in which any director is a partner or a director or a member.

10. FINANCIAL ASSETS - OTHERS

	Non Current		Current	
	As at 31st March 2021	As at 31st March, 2020	As at 31st March 2021	As at 31st March, 2020
Unsecured, considered goodw				
(a) Security Deposit	81.56	113.85	210.69	154.18
(b) Derivative Instruments				
Foreign Exchange Forward Contracts	-	-	21.17	19.88
Foreign Currency Options	-	-	1.63	-
(c) Others - Advances Recoverable from				
Employees	-	-	127.21	117.37
Others	-	-	92.78	75.03
(d) Interest Accrued	-	-	31.80	44.99
Total	81.56	113.85	485.28	411.45

Notes to the Financial Statements for the year ended 31st March, 2021
(Rs. In lacs)
11. OTHER NON CURRENT ASSETS

	As at 31st March 2021	As at 31st March, 2020
(a) Capital Advances		
(i) Unsecured - considered good	106.32	25.81
(b) Prepaid Rent	8.51	12.58
Total	114.83	38.39

There are no advances to directors or other officers of the Company or any of them either severally or jointly with any other persons or advances to firms or private companies respectively in which any director is a partner or a director or a member.

12. INVENTORIES

	As at 31st March 2021	As at 31st March, 2020
(As taken valued and certified by the management) At Cost or NRV whichever is lower		
(a) Raw materials		
- In Stock	19,182.93	11,167.66
(b) Finished goods		
- In Stock	3,067.83	3,707.82
(c) Stores and spares- at Cost		
- In Stock	613.37	353.29
Total	22,864.13	15,228.77

- During the year ended 31st March 2021 and year ended 31st March, 2020 no amount was recognised as an expense for the inventories carried at net realisable value.
- Refer Note No - 49 for details of Carrying amount of Inventories pledged with banks against Working Capital loans.
- Stores and Spares does not include machinery spares which can be used only in connection with an item of Fixed Assets.

13. TRADE RECEIVABLES

	As at 31st March 2021	As at 31st March, 2020
(a) Unsecured, considered good		
(i) Others	28,193.42	23,518.40
(ii) Related Parties	-	965.38
	28,193.42	24,483.78
Less: Allowance for bad and doubtful debts	167.29	631.86
Total (Net of Provision)	28,026.13	23,851.92

- There are no debts due by directors or other officers of the Company or any of them either severally or jointly with any other persons or debts due by firms or private companies respectively in which any director is a partner or a director or a member.
- The Company has done the Impairment Assesement for Trade Receivables based on expected credit loss model considering the credit risk as significantly low. The Company has used a simplified approach based on a 12 months ECL. A provision matrix has been prepared based on historical credit loss experience adjusted as appropriate to reflect the current conditions and supportable forecast of future economic conditons. The Company has used the adjustment rate of 5% for worsening of future economic conditons.

Notes to the Financial Statements for the year ended 31st March, 2021

(Rs. In lacs)

	As at 31st March 2021	As at 31st March, 2020
14. CASH & CASH EQUIVALENTS		
(a) Balance with banks:		
(i) In Current Accounts	128.78	82.45
(ii) In EEFC Account	108.95	395.34
(ii) In Deposit with Original Maturity of less than 3 months	1.89	995.33
(b) Cash in hand (As certified by the management)	27.44	21.74
(c) Other Bank Balance		
(i) Unpaid Dividend account	12.52	16.20
(ii) Deposits with more than 3 months initial maturity	495.23	-
Total	774.81	1,511.08
15. OTHER CURRENT ASSETS		
(a) Other Advances		
Unsecured, considered good		
(i) Balances with government departments	6,995.83	3,744.59
(ii) Advance to Suppliers	132.69	190.94
(b) Prepaid Expenses	342.51	528.97
(c) Prepaid Rent	0.32	-
Total (Net of Provision)	7,471.35	4,464.50

There are no advances to directors or other officers of the Company or any of them either severally or jointly with any other persons or advances to firms or private companies respectively in which any director is a partner or a director or a member.

	As at 31st March 2021	As at 31st March, 2020
16. EQUITY SHARE CAPITAL (Refer Statement of Changes in Equity)		
Authorised Shares		
153,000,000 (Previous Year: 153,000,000) Shares of Rs. 2 each	3,060.00	3,060.00
	3,060.00	3,060.00
Issued, Subscribed and Paid Up		
940,72,930 (Previous Year: 940,72,930) Equity Shares of Rs.2 each	1,881.46	1,881.46
	1,881.46	1,881.46

(a) Reconciliation of the number of shares outstanding at the beginning and at the end of the reporting period

Particulars	As at 31st March 2021		As at 31st March 2020	
	No. of Shares	Amount (Rs. In Lacs)	No. of Shares	Amount (Rs. In Lacs)
Equity Shares outstanding at the beginning of the year	94,072,930	1,881.46	94,072,930	1,881.46
Equity Shares issued during the year	-	-	-	-
Equity Shares bought back during the year	-	-	-	-
Equity Shares outstanding at the end of the year	94,072,930	1,881.46	94,072,930	1,881.46

(b) Terms/ Rights attached to Equity Shares

The Company has issued only one class of equity shares having a par value of Rs. 2 per share. Each equity shareholder is entitled to one vote per share. The Company had declared and paid dividends in Indian rupee.

In event of liquidation of the Company, the holders of equity shares will be entitled to receive remaining assets of the Company, after distribution of all preferential amounts in proportion of their shareholding.

(c) Details of shareholders holding more than 5% shares in the Company

Sl. No.	Name of the Shareholders	As at 31st March 2021		As at 31st March, 2020	
		No. of Shares held	% of Holding	No. of Shares held	% of Holding
1	Bbigplas Poly Pvt Ltd.	69,641,685	74.03	69,641,685	74.03
2	Almond PolyTraders Pvt Ltd	7,750,000	8.24	7,750,000	8.24

Notes to the Financial Statements for the year ended 31st March, 2021

(d) Aggregate number of bonus shares issued, shares allotted as fully paidup pursuant to contract without payment being received in cash and shares bought back during the period of five years immediately preceding the reporting date: Nil

17. OTHER EQUITY (Refer Statement of Changes in Equity)

(a) Security Premium

This reserves are used to record the premium on issue of shares. The reserve would be utilized in accordance with the provisions of the Act.

	(Rs. In lacs)	
	As at 31st March 2021	As at 31st March, 2020
As per Last Financial Statement	5,322.45	5,322.45
Add: During the year	-	-
	5,322.45	5,322.45

(b) Capital Reserve and Amalgamation Reserve

As per Last Financial Statement
Add: During the year

	As at 31st March 2021	As at 31st March, 2020
As per Last Financial Statement	852.96	852.96
Add: During the year	-	-
	852.96	852.96

(c) General Reserve

The General reserve is created by way of transfer of profits from retained earnings for appropriation purposes. This reserve is utilised in accordance with the provisions of the Act.

	As at 31st March 2021	As at 31st March, 2020
As per Last Financial Statement	3,400.00	3,400.00
Add: During the year	-	-
	3,400.00	3,400.00

(d) Retained Earnings

Retained earnings are the profits that the Company has earned till date, less any transfers to general reserve, dividends or other distributions paid to shareholders.

	As at 31st March 2021	As at 31st March, 2020
As per Last Financial Statement	23,226.34	20,434.27
Less: Equity Dividend	(112.89)	(225.78)
Less: Corporate Dividend Tax	-	(45.96)
Add: During the year	2,241.25	3,063.80
	25,354.70	23,226.34

(e) Other Comprehensive Income

As per Last Financial Statement
Add: During the year

	As at 31st March 2021	As at 31st March, 2020
As per Last Financial Statement	(55.24)	(37.73)
Add: During the year	13.57	(17.51)
	(41.67)	(55.24)

Total Reserves (a+b+c+d+e)

	34,888.44	32,746.50
--	------------------	------------------

Notes to the Financial Statements for the year ended 31st March, 2021

(Rs. In lacs)

18. LONG TERM BORROWINGS

	Non Current		Current *	
	As at 31st March 2021	As at 31st March, 2020	As at 31st March 2021	As at 31st March, 2020
Secured				
(a) Term Loans				
I From Banks				
(i) Rupee Loan	-	1,366.04	-	1,669.57
II From Others				
(i) From Banks - Vehicle Loan	10.12	27.56	17.16	34.78
Total (Net) (a)	10.12	1,393.61	17.16	1,704.35
Unsecured				
(b) Long term loan				
-Related Party	2,296.68	2,195.21	-	-
Total (Net) (b)	2,296.68	2,195.21	-	-
Grand Total (Net) (a+b)	2,306.80	3,588.81	17.16	1,704.35

* Refer Note No.24

Details of terms of repayment of long term borrowings

Long term borrowings	Terms of Repayment	Maturity Date	Interest Rate	Loan Taken Date
Secured				
a) Term Loans				
I From Banks				
(i) Rupee Loan-IDFC	1 Year moratorium from the date of 1st disbursement & thereafter payable in 20 equal quarterly installments.	13th Feb 2021	10.20%	01st April 2017
(ii) Rupee Loan-HDFC	Repayable in 15 equal quarterly installments starting from 30th June 2017.	31st Dec 2020	9.00%	24th March 2017
(iii) Rupee Loan-SBI	Will start after completing moratorium period of 2 years. 24 quarterly installment starting from 31st December 2016 in a structured way .	31st Dec 2021	11.10%	31st Dec 2014
(iv) Rupee Loan-HDFC	Repayable in 20 equal quarterly installments after 12 months of moratorium from the date of first disbursement. Repayments to start from 31st March 2018 till 31st December 2022.	31st Dec 2022	9.75%	06th Jan 2017

Note - Loan no. (i) & (ii) has been repaid in full during the year as per the repayment schedule, however loan no. (iii) & (iv) has been prepaid as on 31st March, 2021.

II From Others

(i) Vehicle Loan (secured by hypothecation of motor car)	60 equal monthly instalment			
(b) Long term loan/deposits				
RELATED PARTY				
Bbigplas Poly Pvt. Ltd.	Repayable on Demand after 30th March 2027		4% till 30th March 2022 & 11% from 31st March 2022 to 30th March 2027	

Notes to the Financial Statements for the year ended 31st March, 2021

	(Rs. In lacs)	
	As at 31st March 2021	As at 31st March, 2020
19 FINANCE LEASE LIABILITY		
(i) Finance Lease Liability	58.58	-
	58.58	-
20 LONG TERM PROVISIONS		
(a) Employee benefits		
(i) Gratuity (Refer Note No. 40(b))	198.19	208.59
Total	198.19	208.59
21. DEFERRED TAX LIABILITIES (NET)		
(a) Liabilities :		
Depreciation and ammortization expenses	2,535.25	2,427.78
Items under financial assets and financial liabilities giving temporary differences	107.03	171.20
Total (a)	2,642.28	2,598.98
(b) Assets :		
Items under financial assets and financial liabilities giving temporary differences	52.91	200.65
Provision for doubtful debts & obsolescence	42.10	-
Total (b)	95.01	200.65
Net Liability (a-b)	2,547.27	2,398.33
Reconciliation of Deferred Tax Assets/ Liabilites (Net):		
Opening balance as at the beginning of the Year	2,398.33	2,910.24
Tax (benefit) / expense during the period recognised in profit or loss	144.39	(532.67)
MAT Credit Entitlement utilised/(availed) for earlier years*	-	30.02
Tax impact on items of Other Comprehensive income that will not be classified to profit & loss	4.56	(9.27)
Closing balance as at the end of the Year	2,547.27	2,398.33
22. SHORT TERM BORROWINGS		
Secured		
(a) Loans repayable on demand		
Cash credits from bank *	1,382.66	999.15
Working Capital Demand Loan from Bank	7,169.00	1,900.26
(b) Other Loans and advances		
Buyer's credit from bank *	-	1,988.98
Total	8,551.66	4,888.39

* These Loans are repayable on demand and carries interest as applicable from time to time.

* Working Capital facilities (fund based and non fund based limits) are secured by 1st pari passu charge by way of hypothecation over entire current assets, stock and trade receivables of the company both present and future and lien on fixed deposit of INR 1.35 crores and 2nd pari passu charge by way of equitable mortgage over all present and future movable and immovable properties except immovable assets of Dankuni & Falta.

Notes to the Financial Statements for the year ended 31st March, 2021
(Rs. In lacs)

23. TRADE PAYABLES

	As at 31st March 2021	As at 31st March, 2020
(a) Micro & Small Enterprises	621.41	506.75
(b) Others		
Acceptances secured *	25,545.88	17,156.69
Sundry Creditors for goods	5,260.64	2,248.22
Sundry Creditors for expenses	517.49	704.78
Total	31,945.41	20,616.43

* Secured by way of hypothecation of stocks and book debts in favor of the Company's banker.

Micro enterprises and Small enterprises under the Micro, Small and Medium Enterprises Development Act, 2006 have been determined based on the confirmations received in response to intimation in this regard sent to the suppliers. Interest in terms of Section 16 of Micro, Small and Medium Enterprises Development Act, 2006 due and remaining unpaid as at March 31, 2021 – Rs 0.83 lacs.

24. CURRENT FINANCIAL LIABILITIES-OTHER

	As at 31st March 2021	As at 31st March, 2020
(a) Current maturities of long-term debts (Refer Note No.18)	17.16	1,704.35
(b) Interest payable on Unsecured Loan	-	74.10
(c) Interest accrued but not due on borrowings	31.51	34.86
(d) Unpaid dividends #	12.52	16.20
(e) Finance Lease Liability	20.82	-
(f) Others		
(i) Creditors for Capital Goods	117.31	132.73
(ii) Other Liability	396.17	1,260.36
Total	595.49	3,222.60

There is no amount due & outstanding to be credited to the Investor Education & Protection Fund.

25. OTHER CURRENT LIABILITIES

	As at 31st March 2021	As at 31st March, 2020
(a) Advance payments from customers	324.93	481.32
(b) Other payables		
(i) Statutory dues	74.09	60.67
Total	399.02	541.99

26. SHORT TERM PROVISIONS

	As at 31st March 2021	As at 31st March, 2020
(a) Employee benefits		
Leave encashment (unfunded)	147.77	117.16
Gratuity	74.97	37.90
Total	222.74	155.06

27. CURRENT TAX LIABILITIES

	As at 31st March 2021	As at 31st March, 2020
Income Tax (Net of Payments)	512.22	337.14
Total	512.22	337.14

Notes to the Financial Statements for the year ended 31st March, 2021
28. REVENUE FROM OPERATIONS
(a) Sale of Products

	(Rs. In lacs)	
	For the Year 2020-2021	For the Year 2019-20
(i) Polyethylene	105,795.68	115,668.21
(ii) Poly Vinyl Chloride	36,088.98	47,639.70
(iii) Others	13,114.19	12,913.11
Total	154,998.85	176,221.02

29. OTHER INCOME

	For the Year 2020-2021	For the Year 2019-20
(a) Interest income	31.57	88.53
(b) Exchange difference other than considered as finance cost (net)	789.56	702.08
(c) Export Incentive	433.55	139.80
(d) Unwinding of Interest on security deposit	9.65	10.89
(e) Fair Value gain or (losses) on derivatives	22.80	19.88
(f) Insurance Claim Received	49.06	58.89
(g) Other Miscellaneous Income	198.77	350.68
Total	1,534.96	1,370.75

30. COST OF MATERIALS CONSUMED

	For the Year 2020-2021	For the Year 2019-20
Inventory at the beginning of the year	11,167.66	11,715.42
Add: Purchases during the year	141,778.75	152,587.11
Less: Raw Material at the end of the Year	19,182.93	11,167.66
Total Cost of Material Consumed	133,763.49	153,134.87

Details of Raw Material Consumed

LLDPE/ LDPE	78,122.16	80,575.50
PVC Resin	23,322.13	33,940.11
Plastic Scrap	251.61	4,359.69
Other items	32,067.58	34,259.57
	133,763.49	153,134.87

31. CHANGES IN INVENTORIES OF FINISHED GOODS & STOCK IN TRADE

	For the Year 2020-2021	For the Year 2019-20
(a) Stocks at the beginning of the year Finished goods	3,707.82	3,668.93
(b) Less: Stocks at the end of the year Finished goods	3,067.83	3,707.82
Total	639.99	(38.89)

32. EMPLOYEE BENEFITS EXPENSE

	For the Year 2020-2021	For the Year 2019-20
(a) Salaries, Wages, Bonus and Gratuity	3,003.80	3,723.74
(b) Contribution to Provident and other funds	68.69	73.67
(c) Workmen and staff welfare expenses	78.72	101.26
Total	3,151.21	3,898.66

Notes to the Financial Statements for the year ended 31st March, 2021

(Rs. In lacs)

33. FINANCE COSTS

	For the Year 2020-2021	For the Year 2019-20
(a) Interest expense		
(i) To Banks	2,618.24	3,312.94
(ii) To Others	114.00	114.00
(b) Other borrowing costs	589.88	895.69
(c) Unwinding of Interest	241.86	218.11
Total	3,563.98	4,540.74

34. OTHER EXPENSES

	For the Year 2020-2021	For the Year 2019-20
(a) Consumption of Stores and Spare Parts	124.94	304.84
(b) Power & Fuel	2,554.45	3,052.06
(c) Rent (Refer Note No. 54)	621.53	643.33
(d) Repair & Maintenance - Building	189.60	165.45
(e) Repair & Maintenance - Machinery	210.22	343.22
(f) Repair & Maintenance - Others	161.91	180.49
(g) Insurance Charges	395.51	324.66
(h) Rates & Taxes	67.28	43.41
(i) Loss on sale of investment in equity shares subsidiary	31.50	-
(j) Payments to Auditors (Refer Note (i) below)	4.74	6.25
(k) Directors' Fees	3.80	4.60
(l) Bad debts / Advances Written off	1,124.23	9.16
(m) Loss on sale of fixed assets	14.03	89.18
(n) Selling & Distribution Expenses	4,350.99	5,130.49
(o) Security Charges	116.46	146.37
(p) Professional & Consultancy Charges	243.51	191.64
(q) Provision for doubtful debts	167.29	-
(r) CSR expenses (Refer Note No. 39)	96.16	50.00
(s) Miscellaneous expenses	639.95	1,123.38
Total	11,118.10	11,808.53

Refer Note :- 1

Auditors' remuneration and expenses

Audit fees	3.10	3.10
Tax audit fees	0.65	0.65
Fees for other services	0.99	2.50
	4.74	6.25

35 Income Tax

	For the Year 2020-2021	For the Year 2019-20
I Income tax related to items charged or credited directly to profit or loss during the year:		
(a) Statement of profit and loss		
(i) Current Income Tax	643.39	680.46
(ii) Deferred Tax expense/ (benefit)	144.39	(532.67)
(iii) Tax for earlier years	22.98	(178.97)
	810.76	(31.18)
(b) Other Comprehensive Income		
(i) Deferred Tax related to items recognised in OCI during the year:		
- Net expense/(benefit) on remeasurements of defined benefit plans	4.56	(9.27)
	4.56	(9.27)
Total (a+b)	815.32	(40.45)

Notes to the Financial Statements for the year ended 31st March, 2021

	(Rs. In lacs)	
	For the Year 2020-2021	For the Year 2019-20
II Reconciliation of tax expense and the accounting profit multiplied by India's domestic tax rate for 31st March, 2021 and 31st March, 2020:		
Accounting profit before income tax as per Ind AS	3,052.00	3,032.62
At Income tax rate of 25.168% (31st March, 2020: 25.168%)	768.13	763.25
Tax effect of items that are not deductible for tax purpose	34.09	20.12
MAT Credit written off	-	214.46
Change in Rate Impact *	-	(882.57)
Tax for Earlier Years	22.98	(178.97)
Others	(9.87)	29.59
Tax effect of deductions under Chapter VIA of Income Tax Act, 1961	-	(6.33)
At the effective income tax rate	<u>815.32</u>	<u>(40.45)</u>
Income tax expense reported in the statement of profit and loss	<u>815.32</u>	<u>(40.45)</u>
Difference	-	-
	For the Year 2020-2021	For the Year 2019-20
36. Other Comprehensive Income		
i Items that will not be classified to profit and loss		
- Remeasurement gain/ (losses) on defined benefit plans	18.13	(26.78)
ii Income tax relating to items that will not be classified to profit and loss		
- Remeasurement gain/ (losses) on defined benefit plans	(4.56)	9.27
Total	<u>13.57</u>	<u>(17.51)</u>
37 Contingent liabilities & Commitments	(Rs. in lacs.)	
A Not Provided for:-	As at 31st March, 2021	As at 31st March, 2020
(a) Claims against the Company not acknowledged as debts		
- Demand raised by following authorities in dispute:		
(i) Income tax matters	489.34	338.77
B Bank Gurantee	823.12	772.83
C Capital Commitments		
Estimated Value of contracts in Capital account remaining to be executed and not provided for (Net of advances)	57.87	388.28
D Other Commitments		
Letter of Credit	2,214.80	2,151.90
38 DETAILS OF LOANS GIVEN, INVESTMENTS MADE AND GUARANTEE GIVEN COVERED U/S 186(4) OF THE COMPANIES ACT, 2013		
A. Loan Given		
(i) Subsidiary		
Ddev Plastiks Industries Ltd.	8.00	-
B. Investment Made		
There are no investments by the company other than those stated under Note No. 8 in the financial statements.		
C. Securities Given		
There is no security given during the year.		

Notes to the Financial Statements for the year ended 31st March, 2021

39 DISCLOSURE ON CORPORATE SOCIAL RESPONSIBILITY EXPENSES

- (a) Gross amount required to be spent by the Company during the year in pursuance to the provisions of Section 135 of the Companies Act, 2013 and rules made thereunder : Rs. 70.96 lacs (PY Rs. 74.26 lacs).
 (b) Amount unspent as at 31.3.2021 Rs. Nil (P.Y 31.3.2020 Rs. 24.26 lacs)
 (c) Amount spent during the year 2020-21 are shown under Other Expenses in the Statement of Profit and Loss (Refer Note No. 34):

<u>Sl. No.</u>	<u>Particulars</u>	(Rs. In lacs)	
		As at 31st March, 2021	As at 31st March, 2020
(i)	Spent during the year	96.16	50.00
(ii)	Yet to Spend	-	24.26
	Total	96.16	74.26

40 DISCLOSURES AS REQUIRED BY IND AS 19, EMPLOYEE BENEFITS

(a) Defined contribution plans:

	As at 31st March, 2021	As at 31st March, 2020
Contribution to defined contribution plan, recognised as expense for the year as under:		
(i) Employer's contribution to Government Provident Fund, Pension Fund & ESI	68.69	73.67
Total	68.69	73.67

(b) Defined benefit plan:

Gratuity

The Employee's Gratuity Fund Scheme, which is defined benefit plan, is managed by Trust maintained with Life Insurance Corporation of India. The liabilities with respect to Gratuity Plan are determined by actuarial valuation on projected unit credit method on the balance sheet date, based upon which the Company contributes to the Group Gratuity Scheme. The difference, if any, between the actuarial valuation of the gratuity of employees at the year end and the balance of funds with Life Insurance Corporation of India, is provided for as assets/ (liability) in the books. Actuarial gains/ (losses) for defined benefit plans are recognised in full and are immediately taken to the statement of profit and loss and Other Comprehensive Income accordingly as per Actuarial Valuation Report.. The Gratuity Plan provides a lump sum payment to vested employees at retirement, death, incapacitation or termination of employment, of an amount equivalent to 15 to 30 days' salary for each completed year of service . Vesting occurs upon completion of five continuous years of service in accordance with Indian law. The gratuity fund is separately administered by a Gratuity Fund Trust.

	Gratuity (Funded)	
	As at 31st March, 2021	As at 31st March, 2020
I Following information are based on report of actuary for employee benefit expenses		
(A) Change in present value of the obligation during the year		
(1) Present value of obligation at year beginning	381.36	293.63
(2) Current service cost	43.76	43.87
(3) Interest cost	26.70	22.61
(4) Benefits paid	(1.76)	(3.04)
(5) Actuarial (gain) / loss arising from changes in demographic assumptions	-	-
(6) Actuarial (gain) / loss arising from changes in financial assumptions	3.42	22.32
(7) Actuarial (gain) / loss arising from changes in experience adjustments	(24.14)	1.96
(8) Present value of obligation at year end	429.33	381.36

Notes to the Financial Statements for the year ended 31st March, 2021

	(Rs. In lacs)	
	As at 31st March, 2021	As at 31st March, 2020
(B) Change in fair value of plan assets during the year		
(1) Fair value of plan assets at year beginning	135.47	130.35
(2) Interest income on plan assets	9.95	9.95
(3) Expected return on plan assets other than interest income	(2.59)	(2.49)
(4) Contribution made by the Employer *	15.10	0.70
(5) Benefits paid	(1.76)	(3.04)
(6) Fair value of plan assets at year end	<u>156.17</u>	<u>135.47</u>
(C) Reconciliation of obligation and fair value of assets		
(1) Present value of the obligation at year end	429.33	381.36
(2) Fair value of plan assets at year end	156.17	135.47
(3) Funded status [surplus / (deficit)]	<u>(273.16)</u>	<u>(245.89)</u>
(D) Expense recognised in the Statement of Profit and Loss		
(1) Current service cost	43.76	43.87
(2) Interest cost	26.70	22.61
(3) Interest income on plan assets	(9.95)	(9.95)
Net cost recognised in Profit or Loss	<u>60.50</u>	<u>56.53</u>
(E) Recognised in Other Comprehensive Income		
(1) Expected return on plan assets other than interest income	2.59	2.49
(2) Actuarial (gain) / loss arising from changes in demographic assumptions	-	-
(3) Actuarial (gain) / loss arising from changes in financial assumptions	3.42	22.32
(4) Actuarial (gain) / loss arising from changes in experience adjustments	(24.14)	1.96
Net (gain)/ loss recognised in Other Comprehensive Income	<u>(18.13)</u>	<u>26.78</u>
(F) Net Defined benefit liability/(Asset) Reconciliation		
(1) Net Defined benefit liability/(Asset) at the beginning of the year	245.89	163.28
(2) Defined benefit cost included in P/L	60.50	56.53
(3) Total remeasurement included in OCI	(18.13)	26.78
(4) Employers contribution*	(15.10)	(0.70)
Net Defined benefit liability/(Asset) at the end of the year	<u>273.16</u>	<u>245.89</u>
II Maturity profile of defined benefit obligations:		
Year 1	74.97	37.90
Year 2	23.26	47.11
Year 3	20.55	23.61
Year 4	60.11	18.85
Year 5	29.47	57.35
Year 6	32.72	22.35
Year 7	25.11	31.87
Year 8	35.24	22.83
Year 9	30.82	39.98
Year 10	32.86	21.43
Above 10 years	NA	475.50
Total expected payments	<u>365.10</u>	<u>798.77</u>

The weighted average duration of the defined benefit plan obligation at the end of the reporting period is 5.01 Years (31st March,2020: 5.19 years).

The best estimate contribution for the company during the next year would be Rs 63.90 lacs. (31st March,2020: Rs. 60.99 lacs).

Amount payable upon discontinuance of all employment is INR 409.77 lacs. (31st March,2020: Rs. 361.56lacs).

Notes to the Financial Statements for the year ended 31st March, 2021

(Rs. In lacs)

III Experience Adjustments on Present Value of DBO and Plan Assets	As at 31st March, 2021	As at 31st March, 2020
(Gain)/Loss on Plan Liabilities	(24.14)	1.96
% of Opening Plan Liabilities	-6.33%	0.67%
(Gain)/Loss on Plan Assets	2.59	2.49
% of Opening Plan Assets	1.91%	1.91%
IV Quantitative sensitivity analysis for significant assumptions considered for defined benefit obligation (Gratuity):		
Sensitivity analysis presented below represents expected change in present value of defined benefit obligation based on reasonably possible changes in the assumptions occurring at the year end.		
	As at 31st March, 2021	As at 31st March, 2020
Defined Benefit Obligation (Base)	429.33	381.36
(1) One percentage increase in discount rate	397.19	352.00
(2) One percentage decrease in discount rate	466.61	415.44
(3) One percentage increase in rate of salary escalation	465.23	414.79
(4) One percentage decrease in rate of salary escalation	397.35	351.71
(5) One percentage increase in rate of withdrawal rate	431.44	383.16
(6) One percentage decrease in rate of withdrawal rate	426.85	379.21
	As at 31st March, 2021	As at 31st March, 2020
V Actuarial Assumptions		
(1) Discount rate	6.90%	7.00%
(2) Mortality Rate	IALM (2012-14) Table Ultimate	
(3) Salary Escalation - First 5 years	6% p.a	6% p.a
(4) Salary Escalation - After 5 years	6% p.a	6% p.a
(5) Expected Rate of Return on Plan Assets	6.90%	7.00%
(6) Disability Rate	5% of Mortality Rate	5% of Mortality Rate
(7) Retirement Age	60 years	60 years
(8) Average Future Service	19.88	20.61
(9) Withdrawal rates , based on age: (per annum)		
Up to 25 years	8%	8%
26 - 30 years	7%	7%
31 - 35 years	6%	6%
36 - 40 years	5%	5%
41 - 45 years	4%	4%
46 - 50 years	3%	3%
51 - 55 years	2%	2%
Above 56 years	1%	1%
VI Weighted average Asset allocation (as percentage of total plan assets)		
(1) Equities	-	-
(2) Bonds	-	-
(3) Gilts	-	-
(4) Insurance Policies	100%	100%
Total	100%	100%

Notes to the Financial Statements for the year ended 31st March, 2021

41 DISCLOSURES AS REQUIRED BY IND AS 108, OPERATING SEGMENTS

(a) Identification of Operating Segments:

The Company Operate in a Single Reportable Operating Segment i.e. manufacturing and sale of Poly Vinyl Chloride, Polyethylene, Antifab and EP Compound which have similar risk and returns and are of similar nature. No other operating segments have been aggregated to form the above reportable operating segments as per the criteria specified in the Ind AS.

(b) Business Segment wise revenue/results/assets/liabilities

Since there is Single Reportable Operating Segment hence disclosure of Operating Segment wise Assets, Liabilities, Revenue and Results are not applicable.

		(Rs. In lacs)	
		As at 31st March, 2021	As at 31st March, 2020
(c) Geographical Information			
(i) Segment revenue by location of Customers:			
	India	120,043.14	149,497.31
	Overseas	34,955.71	26,723.71
	Total	154,998.85	176,221.02
(ii) Segment Non-current Asset by location			
	India	24,477.57	25,117.60
	Overseas	-	-
	Total	24,477.57	25,117.60
(iii) Segment Capital Expenditure by location			
	India		
	East	7,408.88	7,273.46
	West	16,618.09	17,426.86
	North	17.95	28.24
	Overseas	-	-
	Total	24,044.92	24,728.56

(d) The Company does not have material amount of tangible, intangible assets and non current operating assets located outside India.

(e) Product wise revenue from external customers has been detailed in Note No 28.

(f) Revenue from top four customers is Rs. 2,08,59.84 lacs (P.Y Rs. 2,06,19.28 lacs from three customers) which is more than 10% of the total revenue of the Company

42 DISCLOSURE ON RELATED PARTY TRANSACTIONS

(A) Related parties and their relationship with the Company :

<u>(i) Name of the Related Party</u>	<u>Relationship with the Company</u>
Mr. Narrindra Suranna	CEO, Chairman and Managing Director and Promoter (KMP)
Mr. Rajesh Kumar Kothari	Whole Time Director (KMP)
Dr. P.R.Mukherjee	Whole Time Director (KMP)
Mr. I.C Dakalia	Chief Financial Officer (KMP)
Ms. Tanvi Panday	Company Secretary (KMP)
Mrs. Tara Devi Surana	Promoter
Mr. Surendra Kumar Surana	Promoter
Mr. Dev Krishna Surana	Promoter & Whole Time Director (KMP)

Notes to the Financial Statements for the year ended 31st March, 2021

(ii) <u>Relative of Key Management Personnel (KMP) of the Company</u>	
<u>Name of the Relative</u>	<u>Relationship with KMP</u>
Mrs. Tara Devi Surana	Mother of Chairman and Managing Director
Mrs. Sarla Devi Surana	Wife of Chairman and Managing Director
Mr. Surendra Kumar Surana	Brother of Chairman and Managing Director
Mr. Dev Krishna Surana	Son of Chairman and Managing Director
(iii) Bbigplas Poly Pvt Ltd	Promoter and Holding Company
(iv) Ddev Plastiks Industries Limited	Subsidiary
(v) Kkalpana Plastic Reprocess Industries Middleeast FZE	Foreign Subsidiary
(vi) Plastic Processor and Exporters Pvt Ltd.	Subsidiary
(vii) Kkalpana Plasticks Limited	Associate

Notes:-

- (a) M/s Plastic Processors and Exporter Pvt Ltd. has ceased to be the Subsidiary of the Company w.e.f. 17.12.2020 and is the subsidiary of the Holding Company.
- (b) Ddev Plastiks Industries Limited was incorporated on 07.12.2020 as Wholly Owned Subsidiary of the Company.
- (c) Kkalpana Plastic Reprocess Industries Middleeast FZE is the Wholly Owned Foreign Subsidiary of the Company.

(B) Disclosure of transactions with Related Parties during the year ended 31.03.2021**(Rs. In lacs)**

<u>Nature of transactions</u>	<u>Ref. to</u>	<u>As at</u>	<u>As at</u>
<u>Remuneration to KMP</u>	<u>Note (A)</u>	<u>31st</u>	<u>31st</u>
	<u>above</u>	<u>March,</u>	<u>March,</u>
		<u>2021</u>	<u>2020</u>
Mr Narrindra Suranna**	(i)	44.00	77.00
Mr Dev Krishna Surana	(i)	20.68	14.57
Mr Rajesh Kumar Kothari	(i)	40.00	40.00
Mr P.R. Mukherjee*	(i)	4.89	19.00
Mr I.C. Dakalia	(i)	24.41	25.02
Ms Tanvi Panday	(i)	7.89	7.74
		141.86	183.33

*Note : Dr. PR Mukherjee resigned as Whole Time Director of the Company w.e.f. 30.06.2020

**Due to Covid-19 pandemic and as Cost saving measure, Mr. Narrindra Suranna, Chairman and Managing Director had voluntarily waived part of his remuneration for the Financial Year 2020-21.

Sale of Goods

Plastic Processors Pvt Ltd.	(vi)	-	1,372.55
-----------------------------	------	---	----------

Purchase of Goods

Plastic Processors Pvt Ltd.	(vi)		
Raw material		-	2,652.68
Capital Goods		0.39	-

Interest Expenses

Bbigplas Poly Pvt Ltd	(iii)	114.00	114.00
-----------------------	-------	---------------	--------

Rent

Bbigplas Poly Pvt Ltd	(iii)	100.68	100.68
-----------------------	-------	---------------	--------

Loan Given

Ddev Plastiks Industries Limited	(iv)	8.00	-
----------------------------------	------	-------------	---

(C) Balances at the year ended 31.03.2021**Loan Given & Outstanding**

Ddev Plastiks Industries Limited	(iv)	8.00	-
----------------------------------	------	-------------	---

Net Receivable\Payable

Plastic Processor and Exporters Pvt Ltd.	(vi)	-	965.38
--	------	---	--------

Loan Taken & Outstanding

Bbigplas Poly Pvt Ltd*	(iii)	2,296.68	2,195.21
------------------------	-------	-----------------	----------

*(Note- After giving effect of IND AS)

Interest Payable

Bbigplas Poly Pvt Ltd	(iii)	-	74.10
-----------------------	-------	---	-------

Notes to the Financial Statements for the year ended 31st March, 2021

43 FAIR VALUE MEASUREMENT

The fair value of the financial assets and liabilities are included at the amount at which the instrument could be exchanged in a current transaction between willing parties other than in a forced or liquidation sale.

The following methods and assumptions were used to estimate the fair values:

- (1) Fair value of cash and short-term deposits, trade and other short term receivables, trade payables , other current liabilities, short-term loans from banks and other financial institutions approximate their carrying amounts largely due to the short term maturities of these instruments.
- (2) Financial instruments with fixed and variable interest rate are evaluated by the Company based on parameter such as interest rates and individual credit worthiness of the counterparty. Based on this evaluation, allowances are taken into account for the expected losses of these receivables.

The Company uses the following hierarchy for determining and disclosing the fair value of financial instruments by valuation technique.

Level 1 : Quoted (unadjusted) prices in active markets for identical assets or liabilities.

Level 2 : Other techniques for which all inputs which have a significant effects on the recorded fair value are observable, either directly or indirectly.

Level 3 : Techniques which use inputs that have a significant effects on the recorded fair value that are not based on observable market data.

The following tables provides classification of financial instruments and the fair value hierarchy of the Company's assets and liabilities.

		(Rs. In lacs)				
		Carrying Value	Fair Value	Fair Value heirarchy		
				Level 1	Level 2	Level 3
(a) Disclosure for the year ended 31st March, 2021						
(1) Financial Assets						
Financial Assets at amortised cost						
Trade Receivables	28,026.13	28,026.13	-	-	28,026.13	
Other Financial assets excluding derivative financial instruments	544.03	544.03	-	-	544.03	
Loans	8.00	8.00	-	-	8.00	
Cash & cash equivalents	774.81	774.81	-	-	774.81	
	29,352.98	29,352.98	-	-	29,352.98	
Financial Assets at cost						
<u>Investments in equity shares</u>						
<u>Associate -</u>						
Kkalpana Plastick Limited	200.29	65.70	65.70	-	-	
<u>Subsidiary -</u>						
Ddev Plastiks Industries Ltd.	1.00	1.00	-	-	1.00	
Kkalpana Plastic Reprocess Industries Middleeast FZE	34.98	34.98	-	-	34.98	
	236.27	101.68	65.70	-	35.98	
Financial Asset at fair value through profit or loss						
Derivative financial instruments	22.80	22.80	-	22.80	-	
<u>Investment in Equity Shares - Quoted</u>						
Bank of Baroda	-	0.00	0.00	-	-	
Nicco Corporation Ltd.	-	-	-	-	-	
<u>Investment in Equity Shares - Unquoted</u>						
Panchawati Holiday Resorts Ltd.	-	-	-	-	-	
Assets for which fair values are disclosed						
Investment Property (Refer Note No. 6 (b))	-	-	-	-	-	
Total	29,612.05	29,477.46	65.70	22.80	29,388.96	

Notes to the Financial Statements for the year ended 31st March, 2021

(Rs. In lacs)

(2) Financial Liability	Carrying Value	Fair Value	Fair Value heirarchy		
			Level 1	Level 2	Level 3
Financial Liabilities at amortised cost					
Borrowings from Banks and Financial Institutions	10,875.61	10,875.61	-	-	10,875.61
Financial Lease liability	79.40	79.40	-	-	79.40
Trade Payables	31,945.40	31,945.40	-	-	31,945.40
Other Financial liabilities excluding derivative financial instruments	578.33	578.33	-	-	578.33
Total	43,478.75	43,478.75	-	-	43,478.75
Total	43,478.75	43,478.75	-	-	43,478.75

(b) Disclosure for the year ended 31st March, 2020

(1) Financial Assets	Carrying Value	Fair Value	Fair Value heirarchy		
			Level 1	Level 2	Level 3
Financial Assets at amortised cost					
Trade Receivables	23,851.92	23,851.92	-	-	23,851.92
Other Financial assets excluding derivative financial instruments	505.43	505.43	-	-	505.43
Cash & cash equivalents	1,511.06	1,511.06	-	-	1,511.06
Total	25,868.41	25,868.41	-	-	25,868.41
Financial Assets at cost					
<u>Investments in equity shares</u>					
<u>Associate</u>					
Kkalpana Plastick Limited Subsidiary	200.29	44.06	44.06	-	-
Plastic Processor and Exporters Pvt Ltd.	36.50	36.50	-	-	36.50
Total	236.79	80.56	44.06	-	36.50
Financial Asset at fair value through profit or loss					
Derivative financial instruments	19.88	19.88	-	19.88	-
<u>Investment in Equity Shares - Quoted</u>					
Bank of Baroda	-	0.00	0.00	-	-
Nicco Corporation Ltd.	-	-	-	-	-
<u>Investment in Equity Shares - Unquoted</u>					
Panchawati Holiday Resorts Ltd.	-	-	-	-	-
Assets for which fair values are disclosed					
Investment Property (Refer Note No. 6 (b))	-	-	-	-	-
Total	26,125.08	25,968.85	44.06	19.88	25,904.91

Notes to the Financial Statements for the year ended 31st March, 2021

(2) Financial Liability	Carrying Value	Fair Value	(Rs. In lacs)		
			Fair Value heirarchy		
			Level 1	Level 2	Level 3
Financial Liabilities at amortised cost					
Borrowings from Banks and Financial Institutions	10,181.55	10,181.55			10,181.55
Trade Payables	20,616.43	20,616.43			20,616.43
Other Financial liabilities excluding derivative financial instruments	1,518.25	1,518.25			1,518.25
Total	32,316.23	32,316.23	-	-	32,316.23
Total	32,316.23	32,316.23	-	-	32,316.23

(c) Description of significant unobservable inputs to valuation:

Financial Asset/ Liability	Valuation Technique	Significant unobservable input
Trade Receivables	ECL	Realisation pattern or past experience
Loans	DCF using EIR method	Discount rate
Other Financial assets excluding derivative financial instruments	DCF using EIR method	Discount rate
Borrowings from banks and financial institutions	DCF using EIR method	Discount rate

44 FINANCIAL RISK MANAGEMENT OBJECTIVE AND POLICIES

The Company's principal financial liabilities, other than derivatives, comprise loans and borrowings, trade and other payables and advances from customers. The main purpose of these financial liabilities is to finance the Company's operations, projects under implementation and to provide guarantees to support its operations. The Company's principal financial assets include Investment, loans and advances, trade and other receivables and cash and bank balances that derive directly from its operations.

The Company is exposed to market risk, credit risk and liquidity risk. The Company's financial risk management is an integral part of how to plan and execute its business strategies. The Company's financial risk management policy is set by the Managing Board.

All derivative activities for risk management purposes are carried out by specialist teams that have the appropriate skills, experience and supervision. It is the Company's policy that no trading in derivatives for speculative purposes to be undertaken. The Board of Directors reviews and finalises policies for managing each of these risks, which are summarised below.

A. Market Risk

Market risk is the risk that the fair value of future cash flows of a financial instrument will fluctuate because of changes in market prices. Market risk comprises three types of risk: Interest rate risk, Currency risk and Commodity price risk. Financial instruments affected by market risk include investments and deposits, foreign currency receivables, payables, loans and borrowings and derivative financial instruments.

The Company manages market risk through a treasury department, which evaluates and exercises independent control over the entire process of market risk management. The treasury department recommends risk management objectives and policies, which are approved by Senior Management and the Audit Committee. The activities of this department include management of cash resources, implementing hedging strategies for foreign currency exposures, borrowing strategies and ensuring compliance with market risk limits and policies.

(i) Interest rate risk

Interest rate risk is the risk that the fair value or future cash flows of a financial instrument will fluctuate because of changes in market interest rates. In order to optimize the Company's position with regard to interest income and interest expenses to manage the interest rate risk, treasury performs a comprehensive corporate interest rate risk management by balancing the proportion of fixed rate and floating rate financial instruments in its total portfolio.

Notes to the Financial Statements for the year ended 31st March, 2021

Interest rate sensitivity

The following table demonstrates the sensitivity to a reasonably possible change in interest rates on the unhedged portion of loans and borrowings. With all other variables held constant, the Company's profit before tax is affected through the impact on floating rate borrowings, as follows:

	2020-21	2019-20
	(+/-) 50	(+/-) 50
	Basis	Basis
	Points	Points
Effect on profit before tax due to interest rate sensitivity	32.08	29.20

(ii) Foreign currency risk

Foreign currency risk is the risk that the fair value or future cash flows of an exposure will fluctuate because of changes in foreign exchange rates. The Company's exposure to the risk of changes in foreign exchange rates relates primarily to the Company's operating and financing activities. The Company manages its foreign currency risk by hedging transactions that are expected to realise in future.

		(Rs. In lacs)			
		As at		As at	
		31st March, 2021		31st March, 2020	
		Foreign	unctional	Foreign	Functional
		Currency	Currency	Currency	Currency
		(Rs. in		(Rs. in	
		lacs.)		lacs.)	
Foreign Currency Exposure					
I Hedged					
Forward contracts for Imports/loans	USD	-	-	4,000,000	3,031.42
Option contracts for Imports	USD	250,000	181.45	-	-
Forward contracts for Exports	USD	5,000,000	3,710.32	-	-
Option contracts for Exports	USD	250,000	181.45	-	-
-					
II Not hedged					
Trade receivables	USD	3,624,368	2,631.30	3,843,963	2,897.96
	EURO	1,898,727	1,634.78	1,650,552	1,370.78
-					
Cash and Cash Equivalents	USD	108,900	80.04	524,427	395.34
	EURO	33,580	28.91	-	-
-					
Trade payables	USD	4,973,114	3,657.78	-	-
	EURO	258,761	222.79	101,512	84.30
	CHF	13,046	10.17	-	-
-					
Advance to Supplier	CHF	-	-	53,292	41.77
-					
Foreign currency loan	USD	-	-	-	-
availed under buyers' credit	EURO	-	-	219,780	182.53
-					
Net Unhedged Portion					
Trade receivables	USD	-	-	4,368,390.51	3,293.31
	EURO	1,673,545	1,440.91	1,329,260.40	1,103.95
Trade payables	CHF	13,046	10.17	53,292	41.77
	USD	1,239,846	946.44	-	-

Notes to the Financial Statements for the year ended 31st March, 2021

Foreign Currency Sensitivity

The following tables demonstrate the sensitivity to a reasonably possible change in exchange rates, with all other variables held constant. The impact on the Company's profit before tax is due to changes in the fair value of unhedged monetary assets and liabilities.

	(Rs. In lacs)	
	2020-21 (+/-) 5%	2019-20 (+/-) 5%
Effect on profit before tax		
USD	(45.57)	164.67
Euro	72.05	55.20
CHF	(0.51)	2.09
	25.97	221.95

Derivative Financial Instrument

The company holds Derivative financial instrument such as foreign currency forward and option contracts to mitigate the risk of changes in exchange rate on foreign currency exposures. The counterparty for this contract is generally a Bank. Although the company believes that these derivatives constitute hedges from an economic perspective these do not qualify for hedge accounting as per IND AS 109, Financial instrument. Since the above derivatives are not designated as hedges, such derivatives are categorised as financial asset or financial liability at fair value through profit & loss.

		As at 31st March, 2021		As at 31st March, 2020	
		Foreign Currency	Fair Value as on 31.03.2021 (Rs.)	Foreign Currency	Fair Value as on 31.03.2020 (Rs.)
Derivatives not designated as hedges					
Forward Contracts	USD	5,000,000	3,689.16	4,000,000	3,051.30
	EURO	-	-	-	-
Option Contracts	USD	500,000	361.27	-	-
Mark to Market (Gain)/loss in Forward Contract			(22.80)		(19.88)

(iii) **Commodity price risk**

Principal Raw Material for Company's products is variety of plastic polymers which are primarily Derivatives of Crude Oil. Company sources its raw material requirement from across the globe. Domestic market prices are also generally remains in sync with international market price scenario. Volatility in Crude Oil prices, Currency fluctuation of Rupee vis-à-vis other prominent currencies coupled with demand-supply scenario in the world market affect the effective price and availability of polymers for the Company. Company effectively manages with availability of material as well as price volatility through:

1. Widening its sourcing base
2. Appropriate contracts and commitments
3. Well planned procurement & inventory strategy and
4. Prudent hedging policy on foreign currency exposure

Risk committee of the Company comprising members from Board of Directors and operations has developed and enacted a risk management strategy regarding commodity Price risk and its mitigation.

B. Credit Risk

Credit risk is the risk that a counter party will not meet its obligations under a financial instrument or customer contract, leading to a financial loss. The Company is exposed to credit risk from its operating activities (primarily trade receivables and advances to suppliers) and from its financing activities, including deposits and other financial instruments.

(i) **Trade Receivables**

Customer credit risk is managed by each business unit subject to the Company's established policy, procedures and control relating to customer credit risk management. Outstanding customer receivables are regularly monitored. An impairment analysis is performed at each reporting date on an individual basis for major clients. The Company evaluates the concentration of risk with respect to trade receivables as low, as its customers are located in several jurisdictions and operate in largely independent markets.

The ageing analysis of the receivables (gross of provisions) have been considered from the date of the invoice.

Notes to the Financial Statements for the year ended 31st March, 2021

(Rs. In lacs)

	As at 31st March, 2021	As at 31st March, 2020
Less than 6 months	24,281.27	19,505.91
6 to 12 months	2,366.51	2,040.80
more than 12 months	1,545.64	2,937.07
Total	28,193.42	24,483.78

(ii) Financial Instruments and Cash and bank balances

Credit risk from balances with banks and financial institutions is managed by the Company's treasury department in accordance with the Company's policy. Credit limits of all authorities are reviewed by the Management on regular basis. All balances with banks and financial institutions is subject to low credit risk due to good credit ratings assigned to these entities.

C. Liquidity Risk

The Company monitors its risk of a shortage of funds using a liquidity planning tool. The Company's objective is to maintain a balance between continuity of funding and flexibility through the use of cash credit, letter of credit, factoring, bill discounting and working capital limits.

The table below summarises the maturity profile of the Company's financial liabilities based on contractual payments.

	Less than 1 year	1 to 5 years	> 5 years	Total
31st March, 2021				
Borrowings				
Term Loans from Banks	-	-	-	-
Long Term Loans from Others	-	-	2,296.68	2,296.68
Vehicle Loan	17.16	10.12	-	27.28
Cash credit from Banks	1,382.65	-	-	1,382.65
Buyers credit from Banks	-	-	-	-
WCDL from Bank	7,169.00	-	-	7,169.00
Other Financial Liabilities other than current maturities of borrowings and lease obligation	557.50	-	-	557.50
Trade Payables	31,945.40	-	-	31,945.40
Finance Lease liability	20.82	58.58	-	79.40
	41,092.55	68.69	2,296.68	43,457.92
31st March, 2020				
Borrowings				
Term Loans from Banks	1,669.57	1,366.04	-	3,035.61
Long Term Loans from Others	-	2,195.21	-	2,195.21
Vehicle Loan	34.78	27.56	-	62.34
Cash credit from Banks	999.15	-	-	999.15
Buyers credit from Banks	1,988.98	-	-	1,988.98
WCDL from Bank	1,900.26	-	-	1,900.26
Other Financial Liabilities other than current maturities of borrowings and lease obligation	1,518.25	-	-	1,518.25
Trade Payables	20,616.43	-	-	20,616.43
	28,727.42	3,588.81	-	32,316.23

45 CAPITAL MANAGEMENT

- A. For the purpose of the Company's capital management, equity includes issued equity capital, securities premium and all other equity reserves attributable to the equity share holders, including capital reserve and net debt includes interest bearing loans and borrowings except cash and cash equivalents. The primary objective of the Company's capital management is to safeguard continuity, maintain a strong credit rating and healthy capital ratios in order to support its business and provide adequate return to shareholders through continuing growth.

Notes to the Financial Statements for the year ended 31st March, 2021

The Company manages its capital structure and makes adjustments in light of changes in economic conditions and the requirements of the financial covenants. The funding requirement is met through a mixture of equity, internal accruals, long term borrowings and short term borrowings. The Company monitors capital using a gearing ratio, which is net debt divided by total capital plus net debt.

In order to achieve this overall objective, the Company's capital management, amongst other things, aims to ensure that it meets financial covenants attached to the interest-bearing loans and borrowings that define capital structure requirements.

	(Rs. In lacs)	
	As at 31st March, 2021	As at 31st March, 2020
Borrowings	10,907.12	10,290.50
Less: Current investments	-	-
Less: Cash and cash equivalents	774.81	1,511.06
(a) Net Debt	10,132.31	8,779.44
(b) Equity	36,769.90	34,627.97
(c) Equity and Net Debt (a+b)	46,902.20	43,407.41
Gearing Ratio (a/c)	21.60%	20.23%

B. Proposed Dividend

The Board of directors in its Board meeting held on 31st May, 2021 have recommended the payment of a final dividend of Rs 0.20 paise per fully paid up equity share (March 31,2020 - Rs 0.12 paise), The proposed dividend is subject to the approval of shareholders in the ensuing annual general meeting.

46 NET - DEBT RECONCILIATION

Particulars	As at		As at	
	31st March, 2021		31st March, 2020	
	Long term Borrow- ings	Short term borrow- ings	Long term Borrowings	Short term borrowings
Opening Net Debt	3,697.77	6,592.73	5,288.88	8,682.61
Repayment of Borrowings (Net)	1,523.49	(1,976.08)	1,659.16	2,089.87
Interest Expenses (including unwinding of Interest)	562.12	3,563.97	768.62	3,772.12
Interest Paid	398.10	3,563.97	700.57	3,772.12
Closing Net Debt	2,338.30	8,568.82	3,697.77	6,592.73

47 EARNING PER SHARE (EPS)

		As at 31st March, 2021	As at 31st March, 2020
(a) Face value of equity shares	Rs. In INR	2.00	2.00
(b) Profit attributable to equity shareholders	(Rs. in lacs)	2,241.25	3,063.80
(c) Weighted average number of equity shares outstanding	Nos.	9,40,72,930	9,40,72,930
(d) Weighted average Earning Per Share (Basic and Diluted)	Rs. In INR	2.38	3.26

Notes to the Financial Statements for the year ended 31st March, 2021

48 RESEARCH & DEVELOPMENT EXPENSES

The Company has in-house R&D centre. The details of revenue/capital expenditure incurred by the said R&D Centre during the year are as follows:-

	(Rs. In lacs)	
	As at 31st March, 2021	As at 31st March, 2020
(a) Revenue expenditure charged to Statement of Profit and Loss		
Other Expenses	18.43	29.21
(b) Capital expenditure shown under fixed assets schedule	10.25	25.93
Grand Total	28.69	55.13

49 ASSETS PLEDGED AS SECURITY

The carrying amount of Assets pledged as security for current and non current borrowings are:-

	As at 31st March, 2021	As at 31st March, 2020
A. Current		
<u>Financial Assets</u>		
Trade Receivables	28,026.13	23,851.92
Other Current Assets	7,956.63	4,875.96
Cash and Cash Equivalents	774.81	1,511.06
Loans	8.00	-
<u>Non Financial Assets</u>		
Inventories	22,864.13	15,228.77
Total Current Assets Pledged as Security	59,629.70	45,467.71
B. Non Current		
Movable and immovable properties located at Surangi Unit	13,322.07	14,001.12
Movable and immovable properties located at Daman Unit	1,791.87	1,889.95
Movable and immovable properties located at Silvassa Unit	1,486.13	1,516.48
Movable and immovable properties located at Bhasa Unit	539.22	575.04
Movable and immovable properties located at Dhulagarh Unit	3,368.53	3,464.44

Notes -

- Working Capital facilities (fund based and non fund based limits) are secured by 1st pari passu charge by way of hypothecation over entire current assets, stock and trade receivables of the company both present and future and lien on fixed deposit of INR 1.35 crores and 2nd pari passu charge by way of equitable mortgage over all present and future movable and immovable properties except immovable assets of Dankuni & Falta.

50 VALUE OF IMPORTED AND INDEGENEOUS MATERIAL CONSUMED

Particulars	As at 31st March, 2021	%of Total Consump- tion	As at 31st March, 2020	%of Total Consump- tion
Raw Materials				
i Imported	31,711.50	24%	50,903.48	33%
ii Indegeneous	1,02,051.99	76%	1,02,231.38	67%
Total	133,763.49	100%	153,134.87	100%
Store, Spare parts and Components*				
i Imported	146.89	45%	164.88	23%
ii Indegeneous	176.76	55%	558.76	77%
Total	323.65	100%	723.64	100%

*Note :- The Consumption of store, spare parts and components includes direct store consumption shown separately in Note -32 and it also includes indirect consumption in various other expenses head such as Repair and maintenance etc.

Notes to the Financial Statements for the year ended 31st March, 2021

51 VALUE OF IMPORTS ON CIF BASIS

Particulars	(Rs. In lacs)	
	As at 31st March, 2021	As at 31st March, 2020
Raw Materials	32,102.93	51,254.39
Stors, Spare parts and Components	146.89	164.88
Capital Goods	106.17	49.34
Total	32,355.99	51,468.60

52 EARNING IN FOREIGN CURRENCY (ACCRUAL BASIS)

Particulars	(Rs. In lacs)	
	As at 31st March, 2021	As at 31st March, 2020
Exports at FOB Value	34,955.71	26,723.71
Total	34,955.71	26,723.71

53 EXPENDITURE IN FOREIGN CURRENCY (ACCRUAL BASIS)

Particulars	(Rs. In lacs)	
	As at 31st March, 2021	As at 31st March, 2020
Travelling	16.02	33.16
Interest	20.51	30.72
Other Matters	730.86	808.26
Total	767.39	872.14

54 LEASES

Ministry of Corporate Affairs ("MCA") through Companies (Indian Accounting Standards) Amendment Rules, 2019 and Companies (Indian Accounting Standards) Second Amendment Rules, has notified Ind AS 116 Leases which replaces the existing lease standard, Ind AS 17 Leases and other interpretations. Ind AS 116 sets out the principles for the recognition, measurement, presentation and disclosure of leases for both lessees and lessors. It introduces a single, on-balance sheet lease accounting model for lessees.

Effective April 1, 2019, the Company has adopted Ind AS 116 "Leases" using modified retrospective approach. The Company's lease asset classes primarily consist of leases for buildings, machinery and warehouses. These leases were classified as "Cancellable Operating Leases" under Ind AS 17. On transition to Ind AS 116 "Leases", the Company has used following practical expedient, when applying Ind AS 116 to leases previously classified as operating leases under Ind AS 17.

- The company didn't recognized Right to Use and Lease liabilities for lease for which the lease terms pertaining to the uncancellable period ends within 12 months on the date of initial transition and low value assets.
- The Company excluded initial direct cost from measurement of the Right to Use assets at the date of initial application.
- The Company uses hindsight in determining the lease term where the contract contains options to extend or terminate the lease.

Hence, the Company has recognised the lease payments associated with those leases as an expense on a straight line basis over the lease term. Lease liabilities were measured at the present value of remaining lease payments, discounted at the Company's actuarial discounting rate. Right to Use is measured at an amount equal to the lease liability adjusted by the amount of any prepaid or accrued lease payments.

Notes to the Financial Statements for the year ended 31st March, 2021

Following are the changes in the carrying value of right of use assets for the year ended March 31, 2021:

Particulars	(Rs. in lacs.)
	Total
Balance as at 31st March 2020 (Gross)	-
Additions for the year	93.43
Balance as at 31st March 2021 (Gross)	93.43
Accumulated Amortisation as at 31st March 2020	-
Amortisation for the year	10.90
Accumulated Amortisation as at 31st March 2021	10.90
Net Balance as at 31st March 2021	82.53
Net Balance as at 31st March 2020	-

Following is the movement in lease liabilities during the year ended March 31, 2021

Particulars	(Rs. in lacs.)
Balance as at 31st March 2020	-
Additions during the year	92.19
Interest accrued during the year	0.39
Deletions	-
Payment of Lease Liabilities	13.18
Balance as at 31st March 2021	79.40
- Current lease liabilities	20.82
- Non Current lease liabilities	58.58

Break up of Contractual maturities of Lease Liabilities as at March 31, 2021 on an undiscounted basis

Particulars	(Rs. in lacs.)
Less than 1 year	23.03
One to Five year	78.68

Short-term leases expenses incurred for the year ended 31st March, 2021:

Particulars	Year Ended 31st March 2021 (Amount in lacs.)	Year Ended 31st March 2020 (Amount in lacs.)
Rental expense	621.53	643.33

55 IMPACT OF COVID-19

The year ended March 31, 2021 was unprecedented due to the spread of Coronavirus pandemic across the globe, impacting all the geographies of our operations in the early months of the period. As per our current assessment, no significant impact on carrying amounts of inventories, goodwill, intangible assets, trade receivables, other investments and other financial assets is expected, and we continue to monitor changes in future economic conditions.

- 56** The Board of Directors of the Company, at its meeting held on 11th December, 2020 had considered and approved a draft Composite Scheme of Arrangement ('Scheme') between Kkalpana Industries (India) Ltd. ('the Demerged Company') and Ddev Plastiks Industries Ltd. ('the Resulting Company'), a wholly owned subsidiary of the Company, to demerge the compounding unit of the Company to the Resulting Company, subject to necessary approvals from the concerned authorities, with effect from 1st April 2021 as the Appointed Date. The Company is in the process of obtaining approvals from the concerned authorities. Pending such necessary regulatory approvals and other compliances, no adjustments have been made in the books of account and in the accompanying results.

57 RECENT INDIAN ACCOUNTING STANDARDS (IND AS)

Ministry of Corporate affairs (MCA) notifies new standards or amendment to the existing standards. There is no such notification which would have been applicable from April 01, 2021.

- 58** Previous year figures have been regrouped/rearranged/ reclassified where necessary to correspond with current year figures.

For B. Mukherjee & Co.

Chartered Accountants
Firm Registration No:302096E

S K Mukherjee
Partner
Membership No.006601
Date : 31st May, 2021
Place : Kolkata

For and on behalf of Board of Directors

Narrindra Suranna
(DIN: 00060127)
Chairman and Managing Director

Tanvi Panday
(Membership No. ACS 31176)
Company Secretary

Rajesh Kumar Kothari
(DIN: 02168932)
Whole Time Director

Indar Chand Dakalia
Chief Financial Officer

INDEPENDENT AUDITOR’S REPORT

TO THE MEMBERS OF KKALPANA INDUSTRIES (INDIA) LIMITED

Report on the Audit of Consolidated Financial Statements

Opinion

We have audited the accompanying consolidated financial statements of **KKALPANA INDUSTRIES (INDIA) LIMITED** (“the parent company”), its subsidiary and associate (herein after to be referred as “the Group”), which comprises of the consolidated Balance Sheet as at 31st March, 2021, the consolidated Statement of Profit and Loss (including Other Comprehensive Income), the consolidated Cash Flow Statement and the consolidated Statement of Changes in Equity for the year then ended, and a summary of the significant accounting policies and other explanatory information.

In our opinion and to the best of our information and according to the explanations given to us, the aforesaid consolidated financial statements give the information required by the Companies Act, 2013 (the Act) in the manner so required and give a true and fair view in conformity with the Indian Accounting Standards prescribed under section 133 of the Act read with Companies (Indian Accounting Standards) Rules, 2015, as amended, (“Ind AS”) and other accounting principles generally accepted in India, of the state of affairs of the Group as at 31st March 2021, its profits (including other comprehensive income), changes in equity and its cash flows for the year ended on that date.

Basis for Opinion

We conducted our audit of the consolidated financial statements in accordance with the Standards on Auditing (SAs) specified under section 143(10) of the Act. Our responsibilities under those Standards are further described in the Auditor’s Responsibilities for the Audit of the Consolidated Financial Statements section of our report. We are independent of the Company in accordance with the Code of Ethics issued by the Institute of Chartered Accountants of India (ICAI) together with the ethical requirements that are relevant to our audit of the consolidated financial statements under the provisions of the Act and the Rules made thereunder, and we have fulfilled our other ethical responsibilities in accordance with these requirements and the Code of Ethics.

We believe that the audit evidence obtained by us and the audit evidence obtained by the other auditors in terms of their reports referred to in Other Matter paragraph below, is sufficient and appropriate to provide a basis for our audit opinion on the consolidated financial statements.

Key Audit Matters

Key audit matters are those matters that, in our professional judgment, were of most significant in our audit of the consolidated financial statements of the current period. These matters were addressed in the context of our audit of the consolidated financial statements as a whole, and in forming our opinion thereon, and we do not provide a separate opinion on these matters.

Key Audit Matters	Auditor’s Response
<p>Inventory- existence and valuation</p> <p>Refer to note 11 to the consolidated financial statements. The Company is having the Inventories of Rs 22,864.13 lacs as on 31st March 2021. As described in the accounting policies in note 3.12 to the consolidated financial statements, inventories are carried at the lower of cost and net realisable value. As a result, the management applies judgement in determining the appropriate provisions for obsolete stock based upon a detailed analysis of old inventory, net realisable value below cost based upon future plans for sale of inventory.</p>	<p>Audit Procedures Performed</p> <p>We have obtained assurance over the appropriateness of the management’s assumptions applied in calculating the value of the inventories and related provisions and management assertion regarding existence and ownership by:-</p> <p>Completed a walkthrough of the inventory valuation process and assessed the design and implementation of the key controls addressing the risk.</p>

Key Audit Matters	Auditor's Response
<p>Revenue Recognition</p> <p>Revenue from the sale of goods is recognized at the moment when control has been transferred to the customer and is measured net of trade discounts, rebates and pricing allowances to customers (collectively 'trade spends'). There is a risk that revenue may be overstated because of pressure local management may feel to achieve performance targets. Revenue is also an important element of how the company measures its performance, upon which management is incentivized.</p>	<p>Performing procedures to ensure that the changes in inventory between the last verification date and date of the balance sheet are properly recorded (Roll forward procedures).</p> <p>Verifying for a sample of individual products that costs have been correctly recorded.</p> <p>Identified and assessed a sample of aged and obsolete inventory.</p> <p>We also analysed the level of slow-moving inventory and the associated provision.</p> <p>We have reviewed the historical accuracy of inventory provisioning and the level of inventory write-offs during the financial year.</p> <p>Comparing the net realisable value to the cost price of inventories to check for completeness of the associated provision.</p> <p>Performing substantive analytical procedures to test the correctness of inventory existence and valuation.</p> <p>Testing the accuracy of inventory reconciliations with the general ledger at period end, including test of reconciling items.</p> <p>The procedures performed gave us a sufficient evidence to conclude about the inventory existence and valuation.</p> <p>Our audit procedures included:</p> <ul style="list-style-type: none"> • We assessed the appropriateness of the revenue recognition accounting policies by comparing with applicable accounting standards. • We evaluated the design, tested the implementation and operating effectiveness of key internal controls including general IT controls and key IT application controls over recognition of revenue. • We performed substantive testing by selecting samples of revenue transactions recorded during the year by testing the underlying documents which included invoices, good dispatch notes, customer acceptances and shipping documents (as applicable). • We carried out analytical procedures on revenue recognised during the year to identify unusual variances. • We tested, on a sample basis, specific revenue transactions recorded before and after the financial year end date to determine whether the revenue had been recognised in the appropriate financial period. • We tested manual journal entries posted to revenue to identify unusual items.

Information Other than the Consolidated Financial Statements and Auditor's report thereon

The Parent Company's Board of Directors is responsible for the preparation of other information. The Other information comprises the information included in the Management Discussion and Analysis, Board's Report including Annexures to the Board report, Business responsibility Report, Corporate Governance report and Shareholder's information, but does not include the consolidated financial statement and our auditor's report thereon.

Our opinion on the consolidated financial statements does not cover the other information and we do not express any form of assurance conclusion thereon.

In connection with our audit of the consolidated financial statements, our responsibility is to read the other information and, in doing so, consider whether the other information is materially inconsistent with the consolidated financial statements or our knowledge obtained during the course of our audit or otherwise appears to be materially misstated.

If, based on the work we have performed, we conclude that there is a material misstatement of this other information, we required to report that fact. We have nothing to report in this regard.

Responsibilities of Management and those charged with Governance for the Consolidated Financial Statements

The Parent company's Board of Directors is responsible for the matters stated in section 134(5) of the Act with respect to the preparation of these consolidated financial statements that give a true and fair view of the consolidated financial position, consolidated financial performance (including other comprehensive income), consolidated changes in equity and consolidated cash flows of the Group in accordance with the accounting principles generally accepted in India, including the accounting Standards specified under section 133 of the Act.

This responsibility also includes maintenance of adequate accounting records in accordance with the provisions of the Act for safeguarding of the assets of the Group and for preventing and detecting frauds and other irregularities; selection and application of appropriate accounting policies; making judgments and estimates that are reasonable and prudent; and design, implementation and maintenance of adequate internal financial controls, that were operating effectively for ensuring the accuracy and completeness of the accounting records, relevant to the preparation and presentation of the consolidated financial statements that give a true and fair view and are free from material misstatement, whether due to fraud or error.

In preparing the consolidated financial statements, respective Board of Directors of the Companies included in the Group are responsible for assessing the Company's ability to continue as a going concern, disclosing, as applicable, matters related to going concern and using the going concern basis of accounting unless management either intends to liquidate the Company or to cease operations, or has no realistic alternative but to do so.

The respective Board of Directors of the Companies included in the Group are responsible for overseeing the financial reporting process of the Group.

Auditor's Responsibilities for the Audit of the Consolidated Financial Statements

Our objectives are to obtain reasonable assurance about whether the consolidated financial statements are free from material misstatement, whether due to fraud or error, and to issue an auditor's report that includes our opinion. Reasonable assurance is a high level of assurance but is not a guarantee that an audit conducted in accordance with SAs will always detect a material misstatement when it exists.

Misstatements can arise from fraud or error and are considered material if, individually or in the aggregate, they could reasonably be expected to influence the economic decisions of users taken on the basis of these consolidated financial statements.

As part of an audit in accordance with SAs, we exercise professional judgment and maintain professional skepticism throughout the audit. We also:

- Identify and assess the risks of material misstatement of the consolidated financial statements, whether due to fraud or error, design and perform audit procedures responsive to those risks, and obtain audit

evidence that is sufficient and appropriate to provide a basis for our opinion. The risk of not detecting a material misstatement resulting from fraud is higher than for one resulting from error, as fraud may involve collusion, forgery, intentional omissions, misrepresentations, or the override of internal control.

- Obtain an understanding of internal financial control relevant to the audit in order to design audit procedures that are appropriate in the circumstances. Under section 143(3)(i) of the Act, we are also responsible for expressing our opinion on whether the Company has adequate internal financial control system in place and the operating effectiveness of such controls.
- Evaluate the appropriateness of accounting policies used and the reasonableness of accounting estimates and related disclosures made by the management.
- Conclude on the appropriateness of Management's use of the going concern basis of accounting and, based on the audit evidence obtained, whether a material uncertainty exists related to events or conditions that may cast significant doubt on the entity's ability to continue as a going concern. If we conclude that a material uncertainty exists, we are required to draw attention in our auditor's report to the related disclosures in the consolidated financial statements or, if such disclosures are inadequate, to modify our opinion. Our conclusions are based on the audit evidence obtained up to the date of our auditor's report. However, future events or conditions may cause the entity to cease to continue as a going concern.
- Evaluate the overall presentation, structure and content of the consolidated financial statements, including the disclosures, and whether the consolidated financial statements represent the underlying transactions and events in a manner that achieves fair presentation.
- Obtain sufficient appropriate audit evidence regarding the financial information of the entities or business activity within the Group to express an opinion on the consolidated financial statements. We are responsible for the direction, supervision and performance of the audit of the financial statements of such entities included in the consolidated financial statements of which we are independent auditors. For the other entities included in the consolidated financial statements, which have been audited by the other auditors, such other auditors remain responsible for the direction, supervision and performance of the audit carried out by them. We remain solely responsible for our audit opinion.

Materiality is the magnitude of misstatements in the consolidated financial statements that individually or in aggregate makes it probable that the economic decisions of a reasonably knowledgeable user of the consolidated financial statements may be influenced. We consider quantitative materiality and qualitative factors in (i) Planning the scope of our audit work and in evaluating the results of our work and (ii) To evaluate the effect of any identified misstatements in the consolidated financial statements.

We communicate with those charged with governance of the Holding Company of which we are independent auditor regarding, among other matters, the planned scope and timing of the audit and significant audit findings, including any significant deficiencies in internal control that we identify during our audit.

We also provide those charged with governance with a statement that we have complied with relevant ethical requirements regarding independence, and to communicate with them all relationships and other matters that may reasonably be thought to bear on our independence, and where applicable, related safeguards.

From the matters communicated with those charged with governance, we determine those matters that were of most significance in the audit of the consolidated financial statements of the current period and are therefore the key audit matters. We describe these matters in our auditor's report unless law or regulation precludes public disclosure about the matter or when, in extremely rare circumstances, we determine that a matter should not be communicated in our report because the adverse consequences of doing so would reasonably be expected to outweigh the public interest benefits of such communication.

Other Matters:

- a) We did not audit the financial statements of a subsidiary included in the consolidated financial statements of the Group whose financial statements reflects total assets of Rs 47.53 lakhs as at March 31, 2021 (as at 31 March 2020 Rs. 771.12 lakhs); total revenue of Rs. 7.94 lakhs, net loss of

Rs. 28.78 lakhs and net cash outflow of Rs. 20.24 lakhs for the year ended 31st March, 2021 (revenue of Rs 2,175.37 lakhs, net loss of Rs. 41.50 lakhs and net cash outflow of Rs.183.09 Lakhs for the year ended March 31, 2020) as considered in the consolidated financial statements.

- b) We did not audited the financial statement of Associate included in the Consolidated Financial Statements, whose financial statements reflect total assets of Rs.685.07 lakhs as at 31st March, 2021 (as at 31 March 2020 Rs.677.86 lakhs) total comprehensive income/ (loss) of Rs.10.40 lacs for the year ended 31st March 2021 (Rs.0.52 Lakhs for the year ended March 31, 2020) as considered in the statement.

These financial statements have been audited by other auditors whose reports have been furnished to us by the Management and our opinion on the consolidated financial statements, is so far as it relates to the amounts and disclosures included in respect of the subsidiary and associates, and our report in terms of sub- section (3) and (11) of section 143 of the Act, in so far as it relates to the aforesaid subsidiary and associate, is based solely on the report of other auditors.

Our Opinion on the consolidated financial statements is not modified in respect of the above matters with respect to our reliance on the work done and the reports of the other auditors.

Report on Other Legal and Regulatory Requirements

1. As required by Section 143(3) of the Act, based on our audit, we report, to the extent applicable that:

- a) We have sought and obtained all the information and explanations which to the best of our knowledge and belief were necessary for the purposes of our audit.
- b) In our opinion, proper books of account as required by law have been kept by the Group so far as it appears from our examination of those books.
- c) The Consolidated Balance Sheet, the Consolidated Statement of Profit and Loss including Other Comprehensive Income, the Consolidated Cash Flow Statement and Consolidated Statement of Changes in Equity dealt with by this Report are in agreement with the relevant books of account.
- d) In our opinion, the aforesaid consolidated financial statements comply with the Indian Accounting Standards prescribed under section 133 of the Act read with Rule 7 of the Companies (Accounts) Rules, 2014
- e) On the basis of the written representations received from the directors of the Holding Company as on 31st March, 2021 taken on record by the Board of Directors of the Holding Company and the reports of the statutory auditors of the subsidiary and associate companies incorporated in India, none of the directors of the Group companies is disqualified as on 31st March, 2021 from being appointed as a director in terms of Section 164(2) of the Act.
- f) With respect to the adequacy of the internal financial controls with reference to financial statements of the Company and the operating effectiveness of such controls refer to our separate Report in "Annexure A". Our report expresses an unmodified opinion on the adequacy and operating effectiveness of the Company's internal financial controls with reference to financial statements of the Company.
- g) With respect to the other matters to be included in the Auditor's Report in accordance with the requirements of section 197(16) of the Act, as amended:

In our opinion and to the best of our information and according to the explanations given to us, the remuneration paid by the Group to its directors during the year is in accordance with the provisions of section 197 of the Act.
- h) With respect to the other matters to be included in the Auditor's Report in accordance with Rule 11 of the Companies (Audit and Auditors) Rules, 2014, as amended, in our opinion and to the best of our information and according to the explanations given to us:
 - i. The Group has disclosed the impact of pending litigations on its financial position in its consolidated financial statements.

- ii. The Group did not have any long-term contracts including derivative contracts for which there were any material foreseeable losses.
- iii. There has been no delay in transferring amounts, required to be transferred, to the Investor Education and Protection Fund by the Company.

**For B.Mukherjee & Co.,
Chartered Accountants
Firm Registration No : 302096E**

**S.
K. Mukherjee
(Partner)**

**Mem No : 006601
UDIN:- 21006601AAAAHQ7730**

**Place: Kolkata
Date: 31st day of May, 2021**

ANNEXURE - A TO THE INDEPENDENT AUDITOR'S REPORT

ANNEXURE "A" REFERRED TO IN PARAGRAPH 2(F) UNDER "REPORT ON OTHER LEGAL AND REGULATORY REQUIREMENTS" SECTION OF OUR REPORT TO THE MEMBERS OF THE KKALPANA INDUSTRIES (INDIA) LIMITED OF EVEN DATE:

Report on the Internal Financial Controls Over Financial Reporting under Clause (i) of Sub-section 3 of Section 143 of the Companies Act, 2013 ("the Act")

We have audited the internal financial controls over financial reporting of **KKALPANA INDUSTRIES (INDIA) LIMITED ("the Holding Company")** and its subsidiaries and associates for the year ended 31st March 2021 in conjunction with our audit of the consolidated financial statements of the Company for the year ended on that date.

MANAGEMENT'S RESPONSIBILITY FOR INTERNAL FINANCIAL CONTROLS

The Group management is responsible for establishing and maintaining internal financial controls based on the internal control over financial reporting criteria established by the Group considering the essential components of internal control stated in the Guidance Note on Audit of Internal Financial Controls over Financial Reporting issued by the Institute of Chartered Accountants of India ('ICAI'). These responsibilities include the design, implementation and maintenance of adequate internal financial controls that were operating effectively for ensuring the orderly and efficient conduct of its business, including adherence to group policies, the safeguarding of its assets, the prevention and detection of frauds and errors, the accuracy and completeness of the accounting records, and the timely preparation of reliable financial information, as required under the Companies Act, 2013.

AUDITOR'S RESPONSIBILITY

Our responsibility is to express an opinion on the Group internal financial controls over financial reporting based on our audit. We conducted our audit in accordance with the Guidance Note on Audit of Internal Financial Controls over Financial Reporting (the "Guidance Note") and the Standards on Auditing, issued by ICAI and deemed to be prescribed under section 143(10) of the Companies Act, 2013, to the extent applicable to an audit of internal financial controls, both applicable to an audit of Internal Financial Controls and both issued by the Institute of Chartered Accountants of India. Those Standards and the Guidance Note require that we comply with ethical requirements and plan and perform the audit to obtain reasonable assurance about whether adequate internal financial controls over financial reporting was established and maintained and if such controls operated effectively in all material respects.

Our audit involves performing procedures to obtain audit evidence about the adequacy of the internal financial controls system over financial reporting and their operating effectiveness. Our audit of internal financial controls over financial reporting included obtaining an understanding of internal financial controls over financial reporting, assessing the risk that a material weakness exists, and testing and evaluating the design and operating effectiveness of internal control based on the assessed risk. The procedures selected depend on the auditor's judgment, including the assessment of the risks of material misstatement of the financial statements, whether due to fraud or error.

We believe that the audit evidence we have obtained is sufficient and appropriate to provide a basis for our audit opinion on the Group internal financial controls system over financial reporting.

MEANING OF INTERNAL FINANCIAL CONTROLS OVER FINANCIAL REPORTING

A company's internal financial control over financial reporting is a process designed to provide reasonable assurance regarding the reliability of financial reporting and the preparation of financial statements for external purposes in accordance with generally accepted accounting principles. A company's internal financial control over financial reporting includes those policies and procedures that:

- (1) pertain to the maintenance of records that, in reasonable detail, accurately and fairly reflect the transactions and dispositions of the assets of the company;
- (2) provide reasonable assurance that transactions are recorded as necessary to permit preparation of financial statements in accordance with generally accepted accounting principles, and that receipts and

expenditures of the company are being made only in accordance with authorizations of management and directors of the company; and

- (3) provide reasonable assurance regarding prevention or timely detection of unauthorized acquisition, use, or disposition of the company's assets that could have a material effect on the financial statements.

INHERENT LIMITATIONS OF INTERNAL FINANCIAL CONTROLS OVER FINANCIAL REPORTING

Because of the inherent limitations of internal financial controls over financial reporting, including the possibility of collusion or improper management override of controls, material misstatements due to error or fraud may occur and not be detected. Also, projections of any evaluation of the internal financial controls over financial reporting to future periods are subject to the risk that the internal financial control over financial reporting may become inadequate because of changes in conditions, or that the degree of compliance with the policies or procedures may deteriorate.

OPINION

In our opinion, the Group has, in all material respects, an adequate internal financial controls system over financial reporting and such internal financial controls over financial reporting were operating effectively as at 31st March 2021, based on the internal control over financial reporting criteria established by the respective companies considering the essential components of internal control stated in the Guidance Note on Audit of Internal Financial Controls Over Financial Reporting issued by the Institute of Chartered Accountants of India.

**For B.Mukherjee & Co.,
Chartered Accountants
Firm Registration No : 302096E**

**S. K. Mukherjee
(Partner)**

**Mem No : 006601
UDIN:- 21006601AAAAHQ7730**

Place: Kolkata

Date: 31st day of May, 2021

CONSOLIDATED BALANCE SHEET AS AT 31st MARCH, 2021

		(Rs in Lacs)	
	Note No.	As at 31st March, 2021	As at 31st March, 2020
A ASSETS			
1 Non-current Assets			
Property, Plant and Equipment	4	22,668.61	23,451.42
Investment Property	5	1,281.68	1,281.68
Other Intangible Assets	6	12.10	14.42
Right of Use - Lease	7	82.53	-
Goodwill		-	71.11
Financial Assets			
(i) Investments	8	245.51	241.75
(ii) Other Financial Assets	9	81.56	130.87
Other Non-Current Assets	10	114.83	38.59
		24,486.82	25,229.84
2 Current Assets			
Inventories	11	22,864.13	15,228.77
Financial Assets			
(i) Trade Receivables	12	28,026.13	22,887.14
(ii) Cash & Cash Equivalents	13	795.06	1,519.75
(iii) Other Financial Assets	9	488.04	412.26
Other Current Assets	14	7,495.86	5,189.36
		59,669.22	45,237.29
Total		84,156.04	70,467.13
B EQUITY & LIABILITIES			
1 Equity			
Equity Share Capital	15	1,881.46	1,881.46
Other Equity	16	34,909.86	32,624.90
		36,791.32	34,506.36
Non Controlling Interest		-	-
		36,791.32	34,506.36
2 Non Current Liabilities			
Financial Liabilities			
(i) Borrowings	17	2,306.80	3,588.81
(ii) Finance Lease Liability	18	58.58	-
Provisions	19	198.19	208.59
Deferred Tax Liabilities (net)	20	2,547.27	2,388.23
		5,110.84	6,185.63
3 Current Liabilities			
Financial Liabilities			
(i) Borrowings	21	8,551.66	4,888.39
(ii) Trade Payables	22		
- Micro & Small Enterprises		621.41	506.75
- Others		31,350.97	20,110.90
(iii) Other Financial Liabilities	23	595.86	3,225.33
Other Current Liabilities	24	399.02	546.72
Provisions	25	222.74	157.47
Current Tax Liabilities (net)	26	512.22	339.57
		42,253.88	29,775.13
Total		84,156.04	70,467.13
Significant Accounting Policies and other information	1-3		

The accompanying notes form an integral part of the financial statements
This is the Balance Sheet referred to in our report of even date.

For B. Mukherjee & Co.
Chartered Accountants
Firm Registration No:302096E

For and on behalf of Board of Directors

S K Mukherjee
Partner
Membership No.006601
Date : 31st May, 2021
Place : Kolkata

Narrindra Suranna
(DIN: 00060127)
Chairman and Managing Director

Rajesh Kumar Kothari
(DIN: 02168932)
Whole Time Director

Tanvi Panday
(Membership No. ACS 31176)
Company Secretary

Indar Chand Dakalia
Chief Financial Officer

CONSOLIDATED STATEMENT OF PROFIT AND LOSS FOR THE YEAR ENDED 31st MARCH, 2021

	Note No.	As at 31st March, 2021	(Rs in Lacs) As at 31st March, 2020
I INCOME			
Revenue from Operations	27	155,004.96	174,469.55
Other Income	28	1,673.07	1,272.36
Total Income		156,678.03	175,741.92
II EXPENSES			
Cost of Materials Consumed	29	133,763.49	150,937.99
Changes in Inventories of Finished Goods & Work-in-Progress & Stock-in-Trade	30	639.99	10.77
Employee Benefits Expense	31	3,155.24	4,064.84
Finance Costs	32	3,564.05	4,541.75
Depreciation & Amortization Expense	4-7	1,246.55	1,221.70
Other Expenses	33	11,117.73	11,990.96
Total Expenses		153,487.05	172,768.01
III PROFIT BEFORE SHARE OF PROFIT/(LOSS) FROM INVESTMENT IN ASSOCIATE AND TAX		3,190.98	2,973.91
IV SHARE OF PROFIT/(LOSS) OF ASSOCIATE		3.77	0.19
V PROFIT BEFORE TAX		3,194.75	2,974.10
Tax expense	34		
Current tax		643.39	680.46
Deferred tax		144.39	(541.50)
Mat Credit Entitlement		-	(8.38)
Tax for earlier years		22.98	(178.97)
Total Tax expense		810.76	(48.38)
VI PROFIT FOR THE YEAR AFTER TAX		2,383.99	3,022.48
VII OTHER COMPREHENSIVE INCOME	35		
i Items that will not be classified to profit and loss		18.40	(26.78)
ii Income tax relating to items that will not be classified to profit and loss		(4.56)	9.27
Total Other Comprehensive Income For The Year		13.84	(17.51)
VIII TOTAL COMPREHENSIVE INCOME FOR THE YEAR PROFIT/(LOSS) FOR THE YEAR		2,397.83	3,004.97
Attributable to			
Equity Holders of the Parent		2,383.99	3,022.48
Non Controlling Interest		-	-
TOTAL COMPREHENSIVE INCOME FOR THE YEAR		2,383.99	3,022.48
Attributable to			
Equity Holders of the Parent		2,397.83	3,004.97
Non Controlling Interest		-	-
		2,397.83	3,004.97
EARNING PER EQUITY SHARE (Face value of Rs 2/- each)			
Basic (Rs.)		2.53	3.21
Diluted (Rs.)		2.53	3.21

Significant Accounting Policies and other information 1-3

The accompanying notes form an integral part of the financial statements
This is the Statement of Profit & Loss referred to in our report of even date.

For B. Mukherjee & Co.
Chartered Accountants
Firm Registration No:302096E

S K Mukherjee
Partner
Membership No.006601
Date : 31st May, 2021
Place : Kolkata

Narrindra Suranna
(DIN: 00060127)
Chairman and Managing Director

Tanvi Panday
(Membership No. ACS 31176)
Company Secretary

For and on behalf of Board of Directors

Rajesh Kumar Kothari
(DIN: 02168932)
Whole Time Director

Indar Chand Dakalia
Chief Financial Officer

CONSOLIDATED CASH FLOW FOR THE YEAR ENDED 31st MARCH, 2021

	(Rs in Lacs)	
Particulars	As at 31st March, 2021	As at 31st March, 2020
A. CASH FLOW FROM OPERATING ACTIVITIES		
Profit before tax from continuing operations	3,191.00	2,973.91
Adjustment for:		
Depreciation & amortization expense (Including Leasehold amortization of Rs.10.90 lacs)	1,246.55	1,221.70
Loss/(Profit) on sale of fixed assets	14.03	89.18
Unwinding of Interest on security deposit	(9.65)	(10.89)
Finance cost	3,564.05	4,541.75
Interest income	(31.97)	(89.64)
Other comprehensive income	18.13	(26.78)
Profit on disposal of Investment in subsidiary	(136.28)	
Provision for Doubtful debts	167.29	-
Bad debts written off	1,124.23	11.65
Notional rent on Security deposit	9.75	7.94
	<u>5,966.13</u>	<u>5,744.91</u>
Operating profit before Working Capital changes	9,157.13	8,718.82
Adjustments for Working Capital changes		
Decrease/(increase) in non current financial assets		
Other financial assets	41.95	24.40
Decrease/(increase) in other non current assets	(86.18)	31.48
Decrease/(increase) in inventories	(7,635.35)	996.69
Decrease/(increase) in current financial assets		
Trade receivables	(5,465.73)	7,209.52
Other financial assets	(76.60)	58.92
Decrease/(increase) in other current assets	(3,031.36)	38.29
Increase/(decrease) in non current provisions	(10.41)	82.62
Increase/(decrease) in current financial liabilities		
Trade payables	11,355.94	(8,376.53)
Other financial liabilities	(882.92)	(123.66)
Increase/(decrease) in other current liabilities	(142.86)	72.58
Increase/(decrease) in short term provisions	67.70	(6.98)
	<u>(5,865.82)</u>	<u>7.33</u>
Cash generated from operations	3,291.31	8,726.15
(Tax paid) / refund received (net)	(492.60)	(798.51)
Net cash from operating activities	2,798.71	7,927.64
B. CASH FLOW FROM INVESTING ACTIVITIES		
Purchase of Property, Plant and Equipment, CWIP and Intangible assets	(954.98)	(486.90)
Sale proceeds of Property, Plant and Equipment	472.99	318.63
Interest receipt on investments	31.97	89.64
Increase in investment in Term deposit	-	281.40
Purchase of current investments (net)	-	-
Net cash generated / (used) from investing activities	(450.02)	202.77

CONSOLIDATED CASH FLOW FOR THE YEAR ENDED 31st MARCH, 2021

Particulars	(Rs in Lacs)	
	As at 31st March, 2021	As at 31st March, 2020
C. CASHFLOW FROM FINANCING ACTIVITIES		
Proceeds from long term borrowings		
Repayment of long term borrowings	(1,523.49)	(1,659.16)
Increase/(decrease) in short term borrowings	1,976.08	(2,089.87)
Payment of Lease Liability	(13.18)	-
Dividend paid	(112.89)	(225.78)
Taxes on dividend Paid	-	(45.96)
Effect of exchange rate difference	(0.26)	
Finance cost	(3,399.63)	(4,473.72)
Net cash from financing activities	(3,073.37)	(8,494.49)
Net changes in Cash and Bank balances	(724.68)	(364.08)
Net Increase / (-) Decrease in Cash and Bank balances		
Balance at the end of the year	795.06	1,519.75
Balance at the beginning of the year	1,519.75	1,883.84
Net changes in Cash and Bank balances	(724.68)	(364.08)

For B. Mukherjee & Co.Chartered Accountants
Firm Registration No:302096ES K Mukherjee
Partner
Membership No.006601
Date : 31st May, 2021
Place : Kolkata**Narrindra Suranna**
(DIN: 00060127)
Chairman and Managing Director**Tanvi Panday**
(Membership No. ACS 31176)
Company Secretary

For and on behalf of Board of Directors

Rajesh Kumar Kothari
(DIN: 02168932)
Whole Time Director**Indar Chand Dakalia**
Chief Financial Officer

CONSOLIDATED STATEMENT OF CHANGES IN EQUITY FOR THE YEAR ENDED 31st MARCH, 2021

(Rs. In Lacs)

A. EQUITY SHARE CAPITAL (Refer Note No. 15)	As at 31st March, 2021	As at 31st March, 2020
Balance at the year beginning	1,881.46	1,881.46
Changes in equity share capital during the year	-	-
Balance at the year end	1,881.46	1,881.46

B. OTHER EQUITY (Refer Note No. 16)

For the year ended 31st March, 2021

Particulars	Reserve & Surplus				Other Compre- hensive Income	Total
	Capital Reserve	Securities Premium Reserve	General Reserve	Retained Earnings	Remeasure- ment of defined benefit plan	
Balance as at 1st April, 2020	852.96	5,322.45	3,400.00	23,104.73	(55.24)	32,624.90
Add : For the Year	-	-	-	2,384.01	13.84	2,397.85
Less: Equity Dividend for the year 2019-20	-	-	-	(112.89)	-	(112.89)
Balance as at 31st March, 2021	852.96	5,322.45	3,400.00	25,375.85	(41.40)	34,909.86

For the year ended 31st March, 2020

Particulars	Reserve & Surplus				Other Comprehensive Income	Total
	Capital Reserve	Securities Premium Reserve	General Reserve	Retained Earnings	Remeasurement of defined benefit plan	
Balance as at 1st April, 2019	852.96	5,322.45	3,400.00	20,353.98	(37.73)	29,891.66
Add : For the Year	-	-	-	3,022.48	(17.51)	3,004.97
Less: Equity Dividend for the year 2018-19	-	-	-	(225.78)	-	(225.78)
Less: Corporate Dividend Tax for the year 2018-19	-	-	-	(45.96)	-	(45.96)
Balance as at 31st March, 2020	852.96	5,322.45	3,400.00	23,104.73	(55.24)	32,624.90

The accompanying notes form an integral part of the financial statements
This is the Statement of Equity referred to in our report of even date.

For B. Mukherjee & Co.
Chartered Accountants
Firm Registration No:302096E

S K Mukherjee
Partner
Membership No.006601
Date : 31st May, 2021
Place : Kolkata

Narrindra Suranna
(DIN: 00060127)
Chairman and Managing Director

Tanvi Panday
(Membership No. ACS 31176)
Company Secretary

For and on behalf of Board of Directors

Rajesh Kumar Kothari
(DIN: 02168932)
Whole Time Director

Indar Chand Dakalia
Chief Financial Officer

Notes to the consolidated financial statements for the year ended 31st March, 2021

1. COMPANY INFORMATION

Kkalpana Industries (India) Limited (the Company) was incorporated in India on 03rd of September 1985. The Company is domiciled in India whose shares are listed on the Bombay Stock Exchange (BSE) and Calcutta Stock Exchange (CSE). The registered office is located at 2B Pretoria Street, Kolkata. The Parent Company along with subsidiary is engaged in the manufacturing of Plastic Compounds.

The consolidated financial statements of the Company for the year ended 31st March, 2021 were authorised for issue in accordance with a resolution of the Board of Directors as on 31.05.2021.

Group Overview

The consolidated financial statements comprise financial statements of Kkalpana Industries (India) Limited, ("Parent Company") and its subsidiary and its associate (herein referred as "The Group").

Group Structure

Name of the Company	Country of Incorporation	% of share held by the Parent Company as at 31st March 2021	% of share held by the Parent Company as at 31st March 2020
<u>Subsidiary</u>			
Plastic Processor and Exporter Pvt Ltd.	India	-	100.00%
Ddev Plastiks Industries Ltd	India	100.00%	-
Kkalpana Plastic Reprocess Industries Middleeast FZE	UAE	100.00%	-
<u>Associates</u>			
Kkalpana Plastick Limited	India	36.23%	36.23%

2. BASIS OF PREPARATION OF CONSOLIDATED FINANCIAL STATEMENTS

2.1 Statement of Compliance

These consolidated financial statements have been prepared in accordance with the Indian Accounting Standards (hereinafter referred to as the 'Ind AS') as notified by Ministry of Corporate affairs pursuant to section 133 of the Companies Act, 2013 read with Rule 3 of the Companies (Indian Accounting Standards) Rules, 2015 and Companies (Indian Accounting Standards) Amendment Rules, 2016.

The consolidated financial statements have been prepared on accrual and going concern basis. The accounting policies are applied consistently to all the periods presented in the consolidated financial statements.

All assets and liabilities have been classified as current or non-current as per the Group's normal operating cycle and other criteria as set out in the Division II of Schedule III to the Companies Act, 2013. Based on the nature of products and the time between acquisition of assets for processing and their realisation in cash and cash equivalents, the Group has ascertained its operating cycle as 12 months for the purpose of current or non-current classification of assets and liabilities.

All amounts disclosed in the financial statements and notes have been rounded off to the nearest lakhs as per the requirement of Schedule III, unless otherwise stated.

2.2 Basis of Consolidation

A) Investment in Subsidiaries

Subsidiaries are all entities over which the group has control. Control is achieved when the Group is exposed, or has rights, to variable returns from its involvement with the investee and has the ability to effect those returns through its powers over the investee. Specifically, the Group controls an investee if and only if the Group has :

- Power over the investee (i.e. existing rights that give it the current ability to direct the relevant activities of the investee)
- Exposure or rights to variable returns from its involvement with the investee and,
- The ability to use its power over the investee to affect its return.

The Group re-assesses whether or not it control an investee if facts and circumstances indicate that there are changes to one or more of the three elements of controls. Consolidation of a subsidiary begins when the group obtains control over the subsidiary and ceases when the group losses control of the subsidiary.

Notes to the consolidated financial statements for the year ended 31st March, 2021

Specifically, income and expenses of a subsidiary acquired or disposed of during the year are included in the consolidated statement of profit or loss and other comprehensive income from the date the Parent Company gains control until the date when the Parent Company ceases to control the subsidiary

Profit or loss and each component of other comprehensive income are attributed to the owners of the Parent Company and to the non-controlling interests. Total comprehensive income of subsidiaries is attributed to the owners of the Parent Company and to the non-controlling interests even if this results in the non-controlling interests having a deficit balance.

Consolidation Procedure

a) Combine, on line by line basis like items of assets, liabilities, equity, income, expense and cash flows of the parent with those of its subsidiaries. For this purpose, income and expenses of the subsidiary are based on the amounts of the assets and liabilities recognised in the consolidated financial statements of the acquisition date.

b) Offset (eliminate) the carrying amount of the parent's investment in each subsidiary and the parent's portion of equity of each subsidiary. In other words, the excess of cost to the Group of its investment in subsidiaries, on the acquisition dates over and above the Group's share of equity in the subsidiaries, is recognised as 'Goodwill on Consolidation' being an asset in the consolidated financial statements. The said Goodwill is not amortised, however, it is tested for impairment at each Balance Sheet date and the impairment loss, if any, is provided for. On the other hand, where the share of equity in subsidiaries as on the date of investment is in excess of cost of investments of the Group, it is recognised as 'Capital Reserve' and shown under the head 'Reserves and Surplus' in the consolidated financial statements.

c) Eliminate in full intragroup assets and liabilities, equity, income, expenses and cash flows relating to transactions between entities of the group (profit or losses resulting from intra group transactions that are recognised in assets, such as inventory and fixed assets, are eliminated in full.)

d) Non-controlling interests in the net assets of consolidated subsidiaries is identified and presented in the consolidated Balance Sheet separately within equity.

Non-controlling interests in the net assets of consolidated subsidiaries consists of:

(i) The amount of equity attributable to non-controlling interests at the date on which investment in a subsidiary is made; and

(ii) The non-controlling interests share of movements in equity since the date parent subsidiary relationship came into existence.

e) Consolidated financial statements are prepared using uniform accounting policies for like transactions and other events in similar circumstances. If the member of the group uses accounting policies other than those adopted in the consolidated financial statements for like transactions and events in similar circumstances, appropriate adjustments are made to that group member's financial statements in preparing the consolidated financial statements to ensure conformity with the group's accounting policies.

B) Investment in Associates

An associate is an entity over which the Company has significant influence. Significant influence is the power to participate in the financial and operating policy decisions of the investee, but is not control or joint control over those policies.

The Group's investments in its associate are accounted for using the equity method. Under the equity method, the investment in an associate is initially recognised at cost. The carrying amount of the investment is adjusted to recognise changes in the Group's share of net assets of the associate since the acquisition date. Goodwill relating to the associate or joint venture is included in the carrying amount of the investment and is not tested for impairment individually.

The statement of profit and loss reflects the Group's share of the results of operations of the associate. Any change in OCI of those investees is presented as part of the Group's OCI. In addition where there has been a change recognised directly in the equity of the associate, the Group recognises its share of any changes, when applicable, in the statement of changes in equity. Unrealised gains and losses resulting from the transaction between the Group and the associate are eliminated to the extent of the interest in the associate.

2.3 Basis of Measurement

The consolidated financial statements have been prepared on a historical cost basis (which includes deemed cost as per Ind AS 101), except for the following assets and liabilities which have been measured at fair value:

(i) Derivative financial instruments

(ii) Certain financial assets and liabilities measured at fair value (refer accounting policy regarding financial instruments).

Notes to the consolidated financial statements for the year ended 31st March, 2021

(iii) Defined benefits plans - Plan assets measured at fair value

2.4 Key Accounting Estimates And Judgements

The preparation of consolidated financial statements requires management to make judgments, estimates and assumptions in the application of accounting policies that affect the reported amounts of assets, liabilities, income and expenses. Actual results may differ from these estimates. Continuous evaluation is done on the estimation and judgments based on historical experience and other factors, including expectations of future events that are believed to be reasonable. Revisions to accounting estimates are recognised prospectively.

Information about critical judgments in applying accounting policies, as well as estimates and assumptions that have the most significant effect to the carrying amounts of assets and liabilities within the next financial year, are included in the following notes below :-

(i) Estimation of employee defined benefit obligations

Ind AS 19 requires the exercise of judgment in relation to various assumptions including future pay rises, inflation and discount rates and employee and pensioner demographics. The Group determines the assumptions in conjunction with its actuaries, and believes these assumptions to be in line with best practice, but the application of different assumptions could have a significant effect on the amounts reflected in the income statement, other comprehensive income and balance sheet. There may be also interdependency between some of the assumptions.

(ii) Estimation of current tax expenses

Significant judgments are involved in determining the provision for income taxes, including amount expected to be paid/recovered for uncertain tax positions. In assessing the realizability of deferred income tax assets, management considers whether some portion or all of the deferred income tax assets will not be realized. The ultimate realization of deferred income tax assets is dependent upon the generation of future taxable income during the periods in which the temporary differences become deductible.

Management considers the scheduled reversals of deferred income tax liabilities, projected future taxable income and tax planning strategies in making this assessment. Based on the level of historical taxable income and projections for future taxable income over the periods in which the deferred income tax assets are deductible, management believes that the company will realize the benefits of those deductible differences. The amount of the deferred income tax assets considered realizable, however, could be reduced in the near term if estimates of future taxable income during the carry forward period are reduced.

(iii) Property, plant and equipment

Property, plant and equipment represent a significant proportion of the asset base of the Company. The charge in respect of periodic depreciation is derived after determining an

estimate of an asset's expected useful life and the expected residual value at the end of its life. The useful lives and residual values of Company's assets are determined by the management at the time the asset is acquired and reviewed periodically, including at each financial year end. The lives are based on historical experience with similar assets as well as anticipation of future events, which may impact their life, such as changes in technology.

(iv) Leases

Ind AS 116 requires lessees to determine the lease term as the non-cancellable period of a lease adjusted with any option to extend or terminate the lease, if the use of such option is reasonably certain. The Company makes an assessment on the expected lease term on a lease-by-lease basis and thereby assesses whether it is reasonably certain that any options to extend or terminate the contract will be exercised. In evaluating the lease term, the Company considers factors such as any significant leasehold improvements undertaken over the lease term, costs relating to the termination of the lease and the importance of the underlying asset to Company operations taking into account the location of the underlying asset and the availability of suitable alternatives. The lease term in future periods is reassessed to ensure that the lease term reflects the current economic circumstances. After considering current and future economic conditions, the Company has concluded that no changes are required to lease period relating to the existing lease contracts.

(v) Allowance for credit losses on receivable

The Group determines the allowance for credit losses based on historical loss experience adjusted to reflect current and estimated future economic conditions. The Group considered current and anticipated future economic conditions relating to industries the company deals with and the countries where it operates. In calculating expected credit loss, the Group has also considered credit reports and other related credit information for its customers to estimate the probability of default in future and has taken into account estimates of possible effect from the pandemic relating to COVID -19.

Notes to the consolidated financial statements for the year ended 31st March, 2021

3. SIGNIFICANT ACCOUNTING POLICIES

3.1 Revenue Recognition

The Group recognizes revenue, whenever control over distinct goods or services is transferred to the customer; i.e. when the customer is able to direct the use of the transferred goods or services and obtains substantially all of the remaining benefits, provided a contract with enforceable rights and obligations exists and amongst others collectability of consideration is probable taking into account customer's creditworthiness.

Revenue is the transaction price the Group expects to be entitled to. In determining the transaction price, the Group considers effects of variable consideration, the existence of significant financing contracts, noncash consideration and consideration payable to the customer, if any. The Group considers whether there are other promises in the contract that are separate performance obligations to which the transaction price needs to be allocated (e.g. warranties etc.).

A) Variable Consideration

If the consideration in a contract includes a variable amount, the group estimates the amount of consideration to which it will be entitled to in exchange for transferring goods to the customer. The variable consideration is estimated at contract inception and constrained until it is highly probable that a significant reversal of revenue will not occur once associated uncertainties are resolved. Some contracts with the customers provide them with a right to return and volume rebates. The right to return and volume rebates gives rise to variable consideration.

The amount of variable consideration is calculated by either using the expected value or the most likely amount depending on which is expected to better predict the amount of variable consideration. Consideration is also adjusted for the time value of money if the period between the transfer of goods or services and the receipt of payment exceeds twelve months and there is a significant financing benefit either to the customer or the Group. If a contract contains more than one distinct good or service, the transaction price is allocated to each performance obligation based on relative stand-alone selling prices. If stand-alone selling prices are not observable, the Group reasonably estimates those.

Revenue is recognized for each performance obligation either at a point in time or over time.

B) Sale of goods

Revenues are recognized at a point in time when control of the goods passes to the buyer, usually upon either at the time of dispatch or delivery. In case of export sale, it is usually recognised based on the shipped-on board date as per bill of lading. Revenue from sale of goods is net of taxes and recovery of charges collected from customers like transport, packing etc.

C) Contract balances

Trade Receivables

A receivable represents the Group's right to an amount of consideration that is unconditional (i.e. only a passage of time is required before payment of the consideration is due).

Contract liabilities

A contract liability is the obligation to transfer goods or services to a customer for which the Group has received consideration (or an amount of consideration is due) from the customer. If a customer pays consideration before the Group transfer goods and services to the customer, a contract liability is recognised when the payment is made or the payment is due, whichever is earlier. Contract liabilities are recognised as revenue when the Group performs under the contract.

Interest Income

Interest income is recognised using the effective interest rate, which is the rate that exactly discounts the estimated future cash payments or receipts through the expected life of the financial instrument or a shorter period, where appropriate, to the net carrying amount of the financial asset.

Dividend Income

Revenue is recognised when the right to receive the payment is established by the reporting date.

Other Claims / Receipts

Insurance claims and other receipts including export incentives, where quantum of accruals cannot be ascertained with reasonable certainty, these receipts are accounted on receipt basis.

Commission Income

When the Company Acts in the capacity of an agent rather than as the principal in a transaction the revenue recognised is the net amount of the commission earned by the Group.

Notes to the consolidated financial statements for the year ended 31st March, 2021

3.2 Property, Plant and Equipment

Property, Plant and Equipment is stated at acquisition cost net of accumulated depreciation and accumulated impairment losses (i.e. as per Cost Model), if any. Cost comprises purchase price including import duties and other non-refundable duties and taxes, borrowing cost if capitalization criteria are met and other directly attributable cost for bringing the Assets to its present location and condition.

The cost of replacing part of an item of Property, Plant and Equipment is recognised in the carrying amount of the item only when it is probable that future economic benefits embodied within the part will flow to the Group and the cost of the item/part can be measured reliably. All other repairs and maintenance are charged to the Statement of Profit and Loss during the period in which they are incurred.

When parts of an item of Property, Plant and Equipment have different useful lives, they are accounted for as separate items (major components) of property, plant and equipment.

Gains or losses arising on retirement or disposal of Property, Plant and Equipment are recognised in the Statement of Profit and Loss.

Property, Plant and Equipment which are not ready for intended use as on the date of Balance sheet are disclosed as "Capital Work-in-progress".

Items of Property, Plant and Equipment acquired through exchange of non-monetary assets are measured at fair value, unless the exchange transaction lacks commercial substance or the fair value of either the asset received or asset given up is not reliably measurable, in which case the asset exchanged is recorded at the carrying amount of the asset given up.

The Assets which are held for Sale shall be reclassified to Current Assets only if its carrying amount will be recovered principally through a sale transaction (within one year) rather than through continuing use.

Depreciation and Ammortization:-

Depreciation is provided on a pro-rata basis on the straight line method based on estimated useful life prescribed under Schedule II to the Companies Act, 2013.

Particulars	Years
Factory Building	30
Plant & Machinery	25
Electrical Installation	10
Lab Equipments	10
Furniture and Fixtures	10
Motor Car	8
Air Conditioner	15
Scooter, Moped and Cycle	10
Office Equipment	5
Computer	3

Useful life of Plant and Machinery has been considered 25 years as against 15 years as prescribed in Schedule II of the Companies Act, 2013 which is based on the prevailing practices of the comparable industries and our past experience for last 30 years.

3.3 Intangible Assets

Separately purchased intangible assets are initially measured at cost. Subsequently, intangible assets are carried at cost less any accumulated amortisation and accumulated impairment losses, if any. The useful lives of intangible assets are assessed as either finite or indefinite. Finite-life intangible assets are amortised on a straight-line basis over the period of their expected useful lives.

The Tangible Assets are derecognised either when they are being disposed off or no future economic benefit is expected from its use or disposal, the difference net disposal proceeds and the carrying amount of Assets is recognised in the statement of Profit and Loss in the period of derecognition.

Intangible assets are amortised as follows:

Technical Know How and Computer Software is amortized over a period of 10 years except SAP, a new Enterprise Resource Planning (ERP) System which has been implemented and amortised during the year.

Notes to the consolidated financial statements for the year ended 31st March, 2021

3.4 Non Current Assets held for Sale

Non-current assets or disposal groups comprising assets and liabilities are classified as 'held for sale' when all of the following criteria are met : (i) decision has been made to sell. (ii) the assets are available for immediate sale in its present condition (iii) the assets are being actively marketed and (iv) sale has been agreed or is expected to be concluded within 12 months of the Balance Sheet date.

Subsequently, such non-current assets and disposal groups classified as held for sale are measured at the lower of its carrying value and fair value less costs to sell. Non-current assets held for sale are not depreciated or amortised.

3.5 Investment Property

Investment Property comprises Free-Hold Lands that are held for Capital Appreciation as it has been held for a currently undetermined future use and are recognised at cost.

An Investment Property are derecognised either when they are disposed off or when they are permanently withdrawn from use and no future economic benefit is expected. The difference between the net disposal proceeds and the carrying amount of the asset is recognised in statement of profit and loss in the period of derecognition.

3.6 Lease

Accounting Policy

The Group as a lessee

The Group's lease asset classes primarily consist of leases for buildings and warehouses. The Group assesses whether a contract contains a lease, at inception of a contract. A contract is, or contains, a lease if the contract conveys the right to control the use of an identified asset for a period of time in exchange for consideration. To assess whether a contract conveys the right to control the use of an identified asset, the Group assesses whether:

- (i) the contract involves the use of an identified asset
- (ii) the Group has substantially all of the economic benefits from use of the asset through the period of the lease and
- (iii) the Group has the right to direct the use of the asset.

At the date of commencement of the lease, the Group recognizes a right-of-use asset ("ROU") and a corresponding lease liability for all lease arrangements in which it is a lessee, except for leases with a term of twelve months or less (short-term leases) and low value leases. For these short-term and low value leases, the Group recognizes the lease payments as an operating expense on a straight-line basis over the term of the lease.

Certain lease arrangements includes the options to extend or terminate the lease before the end of the lease term. ROU assets and lease liabilities includes these options when it is reasonably certain that they will be exercised.

The right-of-use assets are initially recognized at cost, which comprises the initial amount of the lease liability adjusted for any lease payments made at or prior to the commencement date of the lease plus any initial direct costs less any lease incentives. They are subsequently measured at cost less accumulated depreciation and impairment losses.

Right-of-use assets are depreciated from the commencement date on a straight-line basis over the shorter of the lease term and useful life of the underlying asset. Right of use assets are evaluated for recoverability whenever events or changes in circumstances indicate that their carrying amounts may not be recoverable. For the purpose of impairment testing, the recoverable amount (i.e. the higher of the fair value less cost to sell and the value-in-use) is determined on an individual asset basis unless the asset does not generate cash flows that are largely independent of those from other assets. In such cases, the recoverable amount is determined for the Cash Generating Unit (CGU) to which the asset belongs.

The lease liability is initially measured at amortized cost at the present value of the future lease payments. The lease payments are discounted using the interest rate implicit in the lease or, if not readily determinable, using the incremental borrowing rates in the country of domicile of these leases. Lease liabilities are remeasured with a corresponding adjustment to the related right of use asset if the Group changes its assessment if whether it will exercise an extension or a termination option.

Lease liability and ROU asset have been separately presented in the Balance Sheet and lease payments have been classified as financing cash flows.

Notes to the consolidated financial statements for the year ended 31st March, 2021

3.7 Impairment of non-financial assets

As at each balance sheet date, the Group assesses whether there is an indication that an asset may be impaired and also whether there is an indication of reversal of impairment loss recognised in the previous periods. If any indication exists, or when annual impairment testing for an asset is required, if any, the Group determines the recoverable amount and impairment loss is recognised when the carrying amount of an asset exceeds its recoverable amount.

Recoverable amount is determined:-

a) In the case of an individual asset, at the higher of the fair value less cost to sell and the value in use ; and

b) In the case of cash generating unit (a group of asset that generates identified, independent cash flow), at the higher of the cash generating unit's fair value less cost to sell and the value in use.

In assessing value in use, the estimated future cash flows are discounted to their present value using a pre-tax discounting rate that reflect the current market assessment of the time value of the money and the risk specific to the asset. In determining fair value less cost of disposal, recent market transaction is taken into account. If no such transaction can be identified, an appropriate valuation model is used. These calculations are corroborated by valuation multiples, quoted share prices for publicly traded companies or other available fair value indicators.

The Group bases its impairment calculation on detailed budgets and forecast calculations which are prepared separately for each of the Group's cash-generating units to which the individual assets are allocated. These budgets and forecast calculations are generally covering a period of five years. For longer periods, a long term growth rate is calculated and applied to project future cash flows after the fifth year.

3.8 Financial Instruments

A financial instrument is any contract that gives rise to a financial asset of one entity and a financial liability or equity instrument of another entity.

A) Financial Assets

Initial Recognition and measurement of Financial Assets

All financial assets are recognised initially at fair value plus or minus, in the case of financial assets not recorded at fair value through profit or loss, transaction costs that are attributable to the acquisition of the financial asset.

Financial assets are classified, at initial recognition, in the same manner as described in subsequent measurement.

Purchases or sales of financial assets that require delivery of assets within a time frame established by regulation or convention in the market place (regular way trades) are recognised on the trade date, i.e. the date the Group commits to purchase or sell the asset

Subsequent measurement

For purposes of subsequent measurement, financial assets are classified in four categories:

- (a) Financial assets at amortised cost
- (b) Financial assets at fair value through other comprehensive income (FVTOCI)
- (c) Financial assets at fair value through profit or loss (FVTPL)
- (d) Equity instruments measured at fair value through other comprehensive income (FVTOCI)

(a) Financial assets at amortised cost

A financial asset that meets the following two conditions is measured at amortised cost (net of any write down for impairment) unless the asset is designated at fair value through profit or loss under the fair value option.

i) Business model test : The objective of the Group's business model is to hold the financial asset to collect the contractual cash flows (rather than to sell the instrument prior to its contractual maturity to realize its fair value changes).

ii) Cash flow characteristics test : The contractual terms of the financial asset give rise on specified dates to cash flows that are solely payments of principal and interest on the principal amount outstanding.

After initial measurement, such financial assets are subsequently measured at amortised cost using the effective interest rate (EIR) method. Amortised cost is calculated by taking into account any discount or premium on acquisition and fees or costs that are an integral part of the EIR. The EIR amortisation is included in finance income in the profit or loss. The losses arising from impairment are recognised in the profit or loss.

Notes to the consolidated financial statements for the year ended 31st March, 2021

Effective Interest Rate (EIR) method is a method of calculating the amortised cost of a debt instrument and of allocating interest income over the relevant period. The effective rate is the rate that exactly discounts estimated future cash receipts (including all fees and points paid or received that form an integral part of the effective interest rate, transaction costs and other premiums or discounts) through the expected life of the debt instrument or where appropriate, a shorter period to the net carrying amount on initial recognition

(b) Financial assets at fair value through other comprehensive income (FVTOCI)

A financial asset that meets the following two conditions is measured at fair value through other comprehensive income unless the asset is designated at fair value through profit or loss under the fair value option.

i) Business model test : The financial asset is held within a business model whose objective is achieved by both collecting contractual cash flows and selling financial assets.

ii) Cash flow characteristics test : The contractual terms of the financial asset give rise on specified dates to cash flows that are solely payments of principal and interest on the principal amount outstanding.

(c) Financial assets at fair value through profit or loss (FVTPL)

FVTPL is a residual category for financial assets. Any financial asset, which does not meet the criteria for categorization as at amortized cost or as FVTOCI, is classified as at FVTPL.

In addition, the Group may elect to designate a financial asset, which otherwise meets amortized cost or FVTOCI criteria, as at FVTPL. However, such election is allowed only if doing so reduces or eliminates a measurement or recognition inconsistency (referred to as 'accounting mismatch') that would otherwise arise from measuring financial assets and financial liabilities or recognising the gains or losses on them on different bases.

Financial assets included within the FVTPL category are measured at fair value with all changes recognized in the statement of profit and loss.

(d) Equity instruments measured at fair value through other comprehensive income (FVTOCI)

Equity instruments which are held for trading are classified as at FVTPL. For all other equity instruments, the Group may make an irrevocable election to present in other comprehensive income subsequent changes in the fair value. The Group makes such election on an instrument by instrument basis. The classification is made on initial recognition and is irrevocable.

If an equity investment is not held for trading, an irrevocable election is made at initial recognition to measure it at fair value through other comprehensive income with only dividend income recognised in the statement of profit and loss.

If the Group decides to classify an equity instrument as at FVTOCI, then all fair value changes on the instrument, excluding dividends, are recognized in the OCI. There is no recycling of the amounts from other comprehensive income to statement of profit and loss, even on sale of investment. However, the Group may transfer the cumulative gain or loss within equity.

Equity instruments included within the FVTPL category are measured at fair value with all changes recognized in the statement of profit and loss.

Derecognition

A financial asset (or, where applicable, a part of a financial asset or part of a group of similar financial assets) is primarily derecognised (i.e. removed from the Group's financial statement) when:

The rights to receive cash flows from the asset have expired, or

The Group has transferred its rights to receive cash flows from the asset or has assumed an obligation to pay the received cash flows in full without material delay to a third party under a 'pass-through' arrangement; and either:

(i) the Group has transferred substantially all the risks and rewards of the asset, or

(ii) the Group has neither transferred nor retained substantially all the risks and rewards of the asset, but has transferred control of the asset.

When the Group has transferred its rights to receive cash flows from an asset or has entered into a pass-through arrangement, it evaluates if and to what extent it has retained the risks and rewards of ownership. When it has neither transferred nor retained substantially all of the risks and rewards of the asset, nor transferred control of the asset, the Group continues to recognise the transferred asset to the extent of the Group's continuing involvement. In that case, the Group also recognises an associated liability. The transferred asset and the associated liability are measured on a basis that reflects the rights and obligations that the Group has retained.

Notes to the consolidated financial statements for the year ended 31st March, 2021

Continuing involvement that takes the form of a guarantee over the transferred asset is measured at the lower of the original carrying amount of the asset and the maximum amount of consideration that the Group could be required to repay.

Write Off

An entity shall directly reduce the gross carrying amount of a Financial Asset when the entity has no reasonable expectation of recovering a financial asset in its entirety or for a portion thereof.

Impairment of financial assets

The Group applies expected credit losses (ECL) model for measurement and recognition of impairment loss on the following financial assets:

- (a) Financial assets measured at amortised cost
- (b) Financial assets measured at fair value through other comprehensive income (FVTOCI)

Expected Credit Losses are measured through either 12 month ECL or lifetime ECL and it is assessed as following:

For recognition of impairment loss on financial assets, the Group determines that whether there has been a significant increase in the credit risk since initial recognition. If credit risk has not increased significantly, 12-month ECL is used to provide for impairment loss. However, if credit risk has increased significantly, lifetime ECL is used. If, in the subsequent period, credit quality of the instrument improves, such that there is no longer a significant increase in credit risk since initial recognition, then the entity reverts to recognising impairment loss allowance based on 12-month ECL.

Lifetime ECL are the expected credit losses resulting from all possible default events over the expected life of a financial instrument. The 12-month ECL is a portion of the lifetime ECL which results from default events that are possible within 12 months after the reporting date.

The Group follows 'simplified approach' for recognition of impairment loss allowance on trade receivables. The application of simplified approach does not require the Group to track changes in credit risk. Rather, it recognises impairment loss allowance based on lifetime ECLs at each reporting date, right from its initial recognition.

The Group follows a provision matrix to determine impairment loss allowance on the portfolio of trade receivables. The provision matrix is based on its historical observed default rates over the expected life of the trade receivables and is adjusted for forward looking estimates. At every reporting date, the historical observed default rates are updated and changes in the forward looking estimates are analysed.

For assessing increase in credit risk and impairment loss, the Group combines financial instruments on the basis of shared credit risk characteristics with the objective of facilitating an analysis that is designed to enable significant increases in credit risk to be identified on a timely basis.

B) Financial liabilities

All financial liabilities are recognised initially at fair value and, in the case of loans and borrowings and payables, net of directly attributable transaction costs.

The Group's financial liabilities include loans and borrowings, trade and other payables and derivative financial instruments.

Subsequent measurement

The measurement of financial liabilities depends on their classification, as described below:

(a) Financial liabilities at fair value through profit or loss

Financial liabilities at fair value through profit or loss include financial liabilities held for trading and financial liabilities designated upon initial recognition as at fair value through profit or loss.

Financial liabilities are classified as held for trading if they are incurred for the purpose of repurchasing in the near term. This category also includes derivative financial instruments entered into by the Group that are not designated as hedging instruments in hedge relationships as defined by Ind AS 109. Separated embedded derivatives are also classified as held for trading unless they are designated as effective hedging instruments.

Gains or losses on liabilities held for trading are recognised in the statement of profit and loss.

Financial liabilities designated upon initial recognition at fair value through profit or loss are designated as such at the initial date of recognition, and only if the criteria in Ind AS 109 are satisfied.

(b) Loans and borrowings

After initial recognition, interest-bearing loans and borrowings are subsequently measured at amortised cost using the effective interest rate (EIR) method. Gains and losses are recognised in statement of profit and loss when the liabilities are derecognised as well as through the EIR amortisation process.

Notes to the consolidated financial statements for the year ended 31st March, 2021

Amortised cost is calculated by taking into account any discount or premium on acquisition and fees or costs that are an integral part of the EIR. The EIR amortisation is included as finance costs in the statement of profit and loss.

(c) Financial Guarantee Contracts

Financial guarantee contracts issued by the Group are those contracts that require a payment to be made to reimburse the holder for a loss it incurs because the specified debtor fails to make a payment when due in accordance with the terms of a debt instrument. Financial guarantee contracts are recognised initially as a liability at fair value, adjusted for transaction costs that are directly attributable to the issuance of the guarantee. Subsequently, the liability is measured at the higher of the amount of loss allowance determined as per impairment requirements of Ind AS 109 and the amount recognised less cumulative amortisation.

Derecognition

A financial liability is derecognised when the obligation under the liability is discharged or cancelled or expires. When an existing financial liability is replaced by another from the same lender on substantially different terms, or the terms of an existing liability are substantially modified, such an exchange or modification is treated as the derecognition of the original liability and the recognition of a new liability. The difference in the respective carrying amounts is recognised in the statement of profit and loss.

Offsetting of financial instruments

Financial assets and financial liabilities are offset and the net amount is reported in the balance sheet if there is a currently enforceable legal right to offset the recognised amounts and there is an intention to settle on a net basis, to realize the assets and settle the liabilities simultaneously.

Derivative financial instruments and hedge accounting

The Group enters into derivative contracts such as forward currency contract, option contract and cross currency and interest rate swaps to hedge foreign currency risks and interest rate risks. Such derivative financial instruments are initially recognised at fair value on the date on which a derivative contract is entered into and are subsequently re-measured at fair value. Derivatives are carried as financial assets when the fair value is positive and as financial liabilities when the fair value is negative.

Any gains or losses arising from changes in the fair value of derivatives are taken directly to profit or loss, except for the effective portion of cash flow hedges, which is recognised in other comprehensive income and later reclassified to statement of profit and loss when the hedge item affects profit or loss.

3.9 Cash and cash equivalents

Cash and cash equivalent in the balance sheet comprises cash in hand, cash at banks and short-term deposits with an original maturity of three months or less, which are subject to an insignificant risk of changes in value.

For the purpose of the statement of cash flows, cash and cash equivalents consist of cash in hand, cash at banks and short-term deposits, as defined above, net of outstanding bank overdrafts, if any, as they are considered an integral part of the cash management.

3.10 Foreign currency Transactions

The Group's consolidated financial statements are presented in Indian Rupee (Rs.) which is also Group's functional currency.

Foreign currency transactions are recorded on initial recognition in the functional currency, using the exchange rates prevailing on the date of transaction. At each balance sheet date, foreign currency monetary items are reported using the closing exchange rate. Exchange rate differences that arise on settlement of monetary items or on translating of monetary items at each balance sheet reporting date at the closing rate are recognised as income or expense in the period in which they arise except exchange difference on monetary items that qualify as a hedging instrument in a cash flow hedge are recognised initially in OCI to the extent the hedge is effective.

Non-monetary items which are carried at historical cost denominated in a foreign currency are reported using the exchange rates prevailing at the date of the transaction. Non-monetary items measured at fair value in a foreign currency are reported using the exchange rates prevailing at the date when fair value is determined.

When a gain or loss on non-monetary items is recognised in OCI any exchange component of that gain / loss shall be recognised in OCI, conversaly when a gain or loss on a non-monetary item is recognised in Profit / loss any exchange component of that gain/loss shall be recognised in Profit / Loss.

3.11 Fair Value Measurement

The Group measures financial instruments, such as, derivatives at fair value at each balance sheet date.

Notes to the consolidated financial statements for the year ended 31st March, 2021

Fair value is the price that would be received to sell an asset or paid to transfer a liability in an orderly transaction between market participants at the measurement date. The fair value measurement is based on the presumption that the transaction to sell the asset or transfer the liability takes place either:

- (a) In the principal market for the asset or liability, or
- (b) In the absence of a principal market, in the most advantageous market for the asset or liability

The principal or the most advantageous market must be accessible by the Group.

The fair value of an asset or a liability is measured using the assumptions that market participants would use when pricing the asset or liability, assuming that market participants act in their economic best interest. A fair value measurement of a non-financial asset takes into account a market participant's ability to generate economic benefits by using the asset in its highest and best use or by selling it to another market participant that would use the asset in its highest and best use.

The Group uses valuation techniques that are appropriate in the circumstances and for which sufficient data are available to measure fair value, maximising the use of relevant observable inputs and minimising the use of unobservable inputs.

All assets and liabilities for which fair value is measured or disclosed in the consolidated financial statements are categorised within the fair value hierarchy, described as follows, based on the lowest level input that is significant to the fair value measurement as a whole:

Level 1 — Quoted (unadjusted) market prices in active markets for identical assets or liabilities

Level 2 — Valuation techniques for which the lowest level input that is significant to the fair value measurement is directly or indirectly observable

Level 3 — Valuation techniques for which the lowest level input that is significant to the fair value measurement is unobservable

For assets and liabilities that are recognised in the consolidated financial statements on a recurring basis, the Group determines whether transfers have occurred between levels in the hierarchy by re-assessing categorisation (based on the lowest level input that is significant to the fair value measurement as a whole) at the end of each reporting period.

For the purpose of fair value disclosures, the Group has determined classes of assets and liabilities on the basis of the nature, characteristics and risks of the asset or liability and the level of the fair value hierarchy as explained above.

3.12 **Inventories**

Raw materials

Inventories are valued at cost or net realisable value whichever is lower. Cost is determined by using the Weighted average method. Net realisable value is the estimated selling price in the ordinary course of business, less the estimated costs of completion and the estimated costs necessary to make the sale.

Finished Goods and Traded Goods

Inventories are valued at lower of cost and net realisable value. Finished goods include cost of conversion and other cost incurred for bringing the inventories to their present location and condition and Traded Goods includes purchase price and other cost incurred for bringing the inventories to their present location and condition.

Stores & Spareparts

Store and Spare Parts are valued at Cost.

3.13 **Employee Benefits**

Short Term Employee Benefits

Short term employee benefits are expensed as the related service is provided. A liability is recognised for the amount expected to be settled wholly before twelve months after the year end, if the Group has a present legal or constructive obligation to pay this amount as a result of past service provided by the employee and the obligation can be estimated reliably. It includes Salary, wages, paid annual leave.

Post Employment Benefits

Defined Contribution Plan

Retirement benefits in the form of contribution to Provident fund are defined contribution plans. The contributions are charged to the statement of profit and loss as and when due monthly and are paid to the Government administered Provident Fund towards which the Group has no further obligation beyond its monthly contribution. Superannuation benefit scheme is not existing in the Group.

Notes to the consolidated financial statements for the year ended 31st March, 2021

Defined benefit plans

The Group operates defined benefit plan viz., gratuity. The costs of providing benefits under this plan are determined on the basis of actuarial valuation at each year-end. Actuarial valuation is carried out for the plan using the projected unit credit method.

Defined benefit costs are comprised of:

- a) service cost (including current service cost, past service cost, as well as gains and losses on curtailments and settlements);
- b) Net interest expense or income; and
- c) Re-measurement.

The Group presents the first two components of defined benefit costs in profit or loss in the line item 'Employee benefits expense'. Curtailment gains and losses are accounted for as past service costs. Re-measurement of net defined benefit liability/ asset pertaining to gratuity comprise actuarial gains/ losses (i.e. changes in the present value resulting from experience adjustments and effects of changes in actuarial assumptions) and is reflected immediately in the balance sheet with a charge or credit recognised in other comprehensive income in the period in which they occur. Remeasurement recognised in other comprehensive income is reflected immediately in retained earnings and is not reclassified to profit or loss.

3.14 Borrowing Cost

Borrowing costs that are directly attributable to the acquisition, construction or production of an asset that necessarily takes a substantial period of time to get ready for its intended use or sale are capitalised as part of the cost of the respective asset. All other borrowing costs are expensed in the period in which it is incurred.

Borrowing costs include interest expense calculated using the effective interest rate method as described in Ind AS 109- Financial Instruments, finance charges in respect of finance leases are recognised in accordance with Ind AS 116- Leases and exchange differences arising from foreign currency borrowings to the extent that they are regarded as an adjustment to interest costs.

3.15 Income Taxes

Income tax expense represents the sum of the tax currently payable and deferred tax. It is recognised in statement of profit and loss except to the extent that it relates to a business combination, or items recognised directly in equity or in other comprehensive income.

Current Tax

Current income tax represents the tax currently payable on the taxable income for the year and any adjustment to the tax in respect of the previous years. It is measured using tax rates enacted or substantively enacted at the reporting date.

Deferred Tax

Deferred tax is provided using the balance sheet approach on temporary differences at the reporting date between the tax bases of assets and liabilities and their carrying amounts for financial reporting purposes at the reporting date.

The carrying amount of deferred tax assets is reviewed at each reporting date and reduced to the extent that it is no longer probable that sufficient taxable profit will be available to allow all or part of the deferred tax asset to be utilised. Unrecognised deferred tax assets are reassessed at each reporting date and are recognised to the extent that it has become probable that future taxable profits will allow the deferred tax asset to be recovered.

Deferred tax assets and liabilities are measured at the tax rates that are expected to apply in the year when the asset is realised or the liability is settled, based on tax rates (and tax laws) that have been enacted or substantively enacted at the reporting date.

Deferred tax relating to items recognised outside profit or loss is recognised outside the statement of profit and loss. Deferred tax items are recognised in correlation to the underlying transaction either in other comprehensive income or directly in equity.

Deferred tax assets and liabilities are offset only if:

- (i) entity has a legally enforceable right to set off current tax assets against current tax liabilities; and
- (ii) deferred tax assets and the deferred tax liabilities relate to the income taxes levied by the same taxation authority.

Current and deferred tax is recognised in the statement of profit and loss, except to the extent that it relates to items recognised in the Other Comprehensive Income or directly in equity. In this case, tax is also recognised in other comprehensive income or directly in equity, respectively.

Notes to the consolidated financial statements for the year ended 31st March, 2021

3.16 Provisions, Contingent Liabilities and Contingent Assets

General

Provisions are recognised when the Group has a present obligation (legal or constructive) as a result of a past event, it is probable that an outflow of resources embodying economic benefits will be required to settle the obligation and a reliable estimate can be made of the amount of the obligation. When the Group expects some or all of a provision to be reimbursed, the reimbursement is recognised as a separate asset, but only when the reimbursement is virtually certain. The expense relating to a provision is presented in the statement of profit and loss net of any reimbursement.

If the effect of the time value of money is material, provisions are discounted using a current pre-tax rate that reflects, when appropriate, the risks specific to the liability. When discounting is used, the increase in the provision due to the passage of time is recognised as a finance cost.

Contingent Liabilities and Assets

Contingent Liabilities are not recognised but are disclosed in the notes. Contingent Assets are not recognised but disclosed in the consolidated financial statements when economic inflow is probable.

3.17 Earnings per Share

Basic earnings per share is calculated by dividing the net profit or loss for the period after deducting any attributable tax thereto for the period by the weighted average number of equity shares outstanding during the period. For the purpose of calculating diluted earnings per share, the net profit or loss for the period attributable to equity shareholders and the weighted average number of shares outstanding during the period is adjusted for the effects of all dilutive potential equity shares.

3.18 Current and Non-current Classification

The Group presents assets and liabilities in the balance sheet based on current/ non current classification.

An asset is current when:

- It is expected to be realised or intended to be sold or consumed in normal operating cycle (twelve months),
- It is held primarily for the purpose of trading,
- It is expected to be realised within twelve months after the reporting period,
- It is cash or cash equivalents unless restricted from being exchanged or used to settle a liability for at least twelve months after the reporting period.

All other assets are classified as non-current.

A liability is current when:

- It is expected to be settled in normal operating cycle (twelve months),
- It is held primarily for the purpose of trading,
- It is due to be settled within twelve months after the reporting period,

Or

- There is no unconditional right to defer the settlement of the liability for at least twelve months after the reporting period.

All other liabilities are classified as non-current.

3.19 Business Combination

Business combinations, if any, are accounted for using the acquisition accounting method as at the date of the acquisition, which is the date at which control is transferred to the Group. The consideration transferred in the acquisition and the identifiable assets acquired and liabilities assumed are recognised at fair values on their acquisition date. Goodwill is initially measured at cost, being the excess of the aggregate of the consideration transferred and the amount recognised for non-controlling interests, and any previous interest held, over the net identifiable assets acquired and liabilities assumed. If the Goodwill computed as per IND AS 103 is negative, the acquirer needs to reassess the identification and measurement of the acquiree's identifiable assets, liabilities and contingent liabilities and the measurement of the cost of combination. If negative goodwill remains, this is recognised immediately in OCI and accumulated in equity as Capital Reserve. The Group recognises any non-controlling interests, and any previous interest held, over the net identifiable assets acquired and liabilities assumed. The Group recognises any non-controlling interest in the acquired entity on an acquisition-by-acquisition basis either at fair value or at the non-controlling interest's proportionate share of the acquired entity's net identifiable assets. Consideration transferred does not include amounts related to settlement of pre-existing relationships. Such amounts are recognised in the Statement of Profit and Loss.

Notes to the consolidated financial statements for the year ended 31st March, 2021

Transaction costs are expensed as incurred, other than those incurred in relation to the issue of debt or equity securities. Any contingent consideration payable is measured at fair value at the acquisition date. Subsequent changes in the fair value of contingent consideration are recognised in the statement of Profit and Loss.

If there is an acquisition of an asset or a group of assets that does not constitute a business. In such cases the Group shall identify and recognise the individual identifiable assets acquired (including those assets that meet the definition of, and recognition criteria for, intangible assets in Ind AS 38, Intangible Assets) and liabilities assumed. The cost of the group shall be allocated to the individual identifiable assets and liabilities on the basis of their relative fair values at the date of purchase. Such a transaction or event does not give rise to goodwill.

Consolidated Schedules for the year ended 31st March, 2021
04. Property Plant and Equipment

(Rs. In Lacs)

Description	Gross Block				Depreciation / Amortisation				Net Block	
	As at 01-04-2020	Addition during the year	Sales/ Disposals	As at 31-03-2021	As at 01-04-2020	For the Period	Sales/ Disposals	As at 31-03-2021	As at 31-03-2021	As at 31-03-2020
TANGIBLE ASSETS:										
Free hold land	1,608.30	-	-	1,608.30	-	-	-	-	1,608.30	1,608.30
Factory Building	7,396.07	484.07	530.01	7,350.13	1,671.81	226.66	175.94	1,722.53	5,627.60	5,724.26
Plant & Machinery	16,940.05	347.23	174.72	17,112.56	2,634.59	683.63	56.42	3,261.80	13,850.76	14,305.46
Furniture & Fixture	260.42	2.58	-	263.00	100.04	24.36	-	124.40	138.60	160.38
Motor Car	221.14	6.41	70.73	156.82	49.41	30.15	60.22	19.34	137.47	171.73
Scooter, Moped & Cycle	1.66	-	-	1.66	0.48	0.17	-	0.65	1.01	1.18
Laboratory Equipment	818.95	10.25	4.33	824.88	261.50	79.44	1.46	339.48	485.40	557.45
Electrical Installation	1,491.88	79.43	34.05	1,537.26	703.15	153.94	13.82	843.27	693.99	788.73
Office Equipment	104.75	13.45	-	118.20	44.16	18.27	-	62.43	55.78	60.60
Air Conditioner	70.84	-	-	70.84	22.92	3.95	-	26.87	43.97	47.91
Computer	62.12	11.54	-	73.66	36.69	11.25	-	47.94	25.73	25.43
Total	28,976.17	954.97	813.84	29,117.31	5,524.76	1,231.82	307.87	6,448.71	22,668.61	23,451.42
Previous Year	29,023.24	511.04	558.10	28,976.17	4,457.92	1,217.13	150.29	5,524.76	23,451.42	24,565.32

05. Investment Property

(Rs in Lacs)

Description	Gross Block				Depreciation / Amortisation				Net Block	
	As at 01-04-2020	Addition during the year	Sales/ Disposals	As at 31-03-2021	As at 01-04-2020	For the Period	Sales/ Disposals	As at 31-03-2021	As at 31-03-2021	As at 31-03-2020
Free Hold Land	1,281.68	-	-	1,281.68	-	-	-	-	1,281.68	1,281.68
Total	1,281.68	-	-	1,281.68	-	-	-	-	1,281.68	1,281.68
Previous Year	1,281.68	-	-	1,281.68	-	-	-	-	1,281.68	1,281.68

Notes to the consolidated financial statements for the year ended 31st March, 2021**06. Other Intangible Assets**

(Rs in Lacs)

Description	Gross Block				Depreciation / Amortisation				Net Block	
	As at 01-04-2020	Addition during the year	Sales/ Disposals	As at 31-03-2021	As at 01-04-2020	For the Period	Sales/ Disposals	As at 31-03-2021	As at 31-03-2021	As at 31-03-2020
Technical Knowhow	0.20	-	-	0.20	-	-	-	-	0.20	0.20
Computer Software	228.12	-	-	228.12	213.91	2.32	-	216.23	11.90	14.22
Total	228.33	-	-	228.33	213.91	2.32	-	216.23	12.10	14.42
Previous Year	228.33	-	-	228.33	209.34	4.56	-	213.91	14.42	18.98

07. Right of Use - Lease

(Rs in Lacs)

Description	Gross Block				Depreciation / Amortisation				Net Block	
	As at 01-04-2020	Addition during the year	Sales/ Disposals	As at 31-03-2021	As at 01-04-2020	For the Period	Sales/ Disposals	As at 31-03-2021	As at 31-03-2021	As at 31-03-2020
Plant & Machinery	-	93.43	-	93.43	-	10.90	-	10.90	82.53	-
Total	-	93.43	-	93.43	-	10.90	-	10.90	82.53	-
Previous year	-	-	-	-	-	-	-	-	-	-

Other Notes to Note No 04 to 07

A Disclosures for Property, Plant & Equipment (PPE), Capital Work-in-Progress (CWIP) and Other Intangible Assets

A1. Refer Note No. 46 for information on Property, Plant and Equipment and Other Intangible Assets pledged as security by the Company.

A2. Estimated amount of contracts remaining to be executed on capital account (net of advances) and not provided for the year ended 31st March, 2021 is Rs.57.87 lacs (31st March, 2020: Rs.388.28 Lac)

A3. There has been no impairment loss on above assets during the year.

B Disclosures for Investment Property

B1. The Company has identified and reclassified Land at West Bengal amounting Rs 1281.68 Lacs. immovable properties as Investment Properties on the date of transition i.e. 1st April, 2016 on the basis of currently undermined future use.

B2. No amount of Income / Expenses has been recognised in Profit and Loss in relation to the above Investment Property.

B3. The Company has no restrictions on the realisability of its investment properties and no contractual obligations to purchase, construct or develop investment properties or for repairs, maintenance and enhancements.

B4. The Company has elected optional exemption under Ind AS 101 to measure Investment Property at previous GAAP carrying value.

B5. Since the Land at West Bengal are partial agricultural in nature, the management has not determined the Fair Market Value of these properties from the accredited independent valuer and hence the disclosure requirement of fair value has not been furnished.

Notes to the consolidated financial statements for the year ended 31st March, 2021

		(Rs. In Lacs)				
8	FINANCIAL ASSETS:- NON-CURRENT INVESTMENTS	Face Value Rs.	No. of Shares / Units		Amount	
			As at 31st March, 2021	As at 31st March, 2020	As at 31st March, 2021	As at 31st March, 2020
Equity Instruments - Fully paid up						
<u>Unquoted</u>						
	(A) Others-At Fair Value Through Profit and Loss					
	(ii) Panchawati Holiday Resorts Ltd.	10	9,400	9,400	-	-
<u>Quoted</u>						
	(a) Associate-At Cost					
	(i) Kkalpana Plastick Limited	10	2,002,920	2,002,920	245.51	241.75
	(b) Others-At Fair Value Through Profit and Loss					
	(i) Dena Bank/Bank of Baroda	10	1	1	-	-
	(ii) Nicco Corporation Ltd.	2	826,194	826,194	-	-
Total Investments					245.51	241.75
Less: Provision for diminution in the value of Investments					-	-
Net Investments					245.51	241.75
Notes:						
Aggregate carrying amount of Quoted Investments					245.51	241.75
Aggregate market value of Quoted Investments					65.70	44.06
Aggregate amount of Unquoted Investments					-	-
Aggregate amount of Impairment in the value of Investments					-	-
		Non Current		Current		
		As at	As at	As at	As at	
9 FINANCIAL ASSETS - OTHERS		31st March,	31st March,	31st March,	31st March,	
		2021	2020	2021	2020	
Unsecured, considered good						
	(a) Security Deposit	81.56	130.87	213.46	154.18	
	(b) Investment in Term Deposits (with remaining maturity of more than 12 months)	-	-	-	-	
	(c) Derivative Instruments					
	Foreign Exchange Forward Contracts	-	-	21.17	19.88	
	Foreign Currency Options	-	-	1.63	-	
	(d) Others - Advances Recoverable from					
	Employees	-	-	127.21	117.37	
	Others	-	-	92.77	74.93	
	(e) Interest Accrued	-	-	31.80	45.90	
Total		81.56	130.87	488.04	412.26	
10. OTHER NON CURRENT ASSETS				As at	As at	
				31st March,	31st March,	
				2021	2020	
	(a) Capital Advances					
	(i) Unsecured - considered good			106.32	25.81	
	(b) Other Advances					
	(i) Unsecured, considered good					
	- Deposit			-	0.20	
	(c) Prepaid Rent			8.51	12.58	
Total				114.83	38.59	

There are no advances to directors or other officers of the Company or any of them either severally or jointly with any other persons or advances to firms or private companies respectively in which any director is a partner or a director or a member.

Notes to the consolidated financial statements for the year ended 31st March, 2021

		(Rs in Lacs)	
		As at	As at
		31st March,	31st March,
		2021	2020
11. INVENTORIES			
(As taken valued and certified by the management)			
At Cost or NRV whichever is lower			
(a) Raw materials			
- In Stock		19,182.93	11,167.66
(b) Finished goods			
- In Stock		3,067.83	3,707.82
(c) Stores and spares- at Cost			
- In Stock		613.37	353.29
Total		22,864.13	15,228.77

- During the year ended 31st March, 2021 and year ended 31st March, 2020 no amount was recognised as an expense for the inventories carried at net realisable value.
- Refer Note No - 48 for details of Carrying amount of Inventories pledged with banks against Working Capital loans.
- Stores and Spares does not include machinery spares which can be used only in connection with an item of Fixed Assets.

		(Rs in Lacs)	
		As at	As at
		31st March,	31st March,
		2021	2020
12. TRADE RECEIVABLES			
(a) Unsecured, considered good			
(i) Others		28,193.42	23,519.00
		28,193.42	23,519.00
Less: Allowance for bad and doubtful debts		167.29	631.86
Total (Net of Provision)		28,026.13	22,887.14

- There are no debts due by directors or other officers of the Company or any of them either severally or jointly with any other persons or debts due by firms or private companies respectively in which any director is a partner or a director or a member.
- The Company has done the Impairment Assessment for Trade Receivables based on expected credit loss model considering the credit risk as significantly low. The Company has used a simplified approach based on a 12 months ECL. A provision matrix has been prepared based on historical credit loss experience adjusted as appropriate to reflect the current conditions and supportable forecast of future economic conditions. The Company has used the adjustment rate of 5% for worsening of future economic conditions.

		(Rs in Lacs)	
		As at	As at
		31st March,	31st March,
		2021	2020
13. CASH & CASH EQUIVALENTS			
(a) Balance with banks:			
(i) In Current Accounts		147.98	87.31
(ii) In EEFC Account		108.95	395.34
(ii) In Deposit with Original Maturity of less than 3 months		1.89	995.33
(b) Cash in hand (As certified by the management)		28.49	25.57
(c) Other Bank Balance			
(i) Unpaid Dividend account		12.52	16.20
(ii) Deposits with more than 3 months initial maturity		495.23	-
Total		795.06	1,519.75

Notes to the consolidated financial statements for the year ended 31st March, 2021

		(Rs in Lacs)	
		As at	As at
14. OTHER CURRENT ASSETS		31st March,	31st March,
		2021	2020
(a) Other Advances	Unsecured, considered good		
	(i) Balances with government departments	6,995.84	3,750.41
	(ii) Advance to Suppliers	132.69	190.94
	(iii) Other Advances	-	718.69
(b) Prepaid Expenses		367.01	529.32
(c) Prepaid Rent		0.32	-
Total		7,495.86	5,189.36

There are no advances to directors or other officers of the Company or any of them either severally or jointly with any other persons or advances to firms or private companies respectively in which any director is a partner or a director or a member.

		(Rs in Lacs)	
		As at	As at
15. EQUITY SHARE CAPITAL (Refer Statement of Changes in Equity)		31st March,	31st March,
		2021	2020
Authorised Shares			
153,000,000 (Previous Year: 153,000,000) Shares of Rs. 2 each		3,060.00	3,060.00
		3,060.00	3,060.00
Issued, Subscribed and Paid Up			
940,72,930 (Previous Year: 940,72,930) Equity Shares of Rs.2 each		1,881.46	1,881.46
		1,881.46	1,881.46

(a) Reconciliation of the number of shares outstanding at the beginning and at the end of the reporting period

Particulars	As at 31st March 2021		As at 31st March 2020	
	No. of Shares	Amount (Rs. In Lacs)	No. of Shares	Amount (Rs. In Lacs)
Equity Shares outstanding at the beginning of the year	94,072,930	1,881.46	94,072,930	1,881.46
Equity Shares issued during the year	-	-	-	-
Equity Shares bought back during the year	-	-	-	-
Equity Shares outstanding at the end of the year	94,072,930	1,881.46	94,072,930	1,881.46

(b) Terms/ Rights attached to Equity Shares

The Company has issued only one class of equity shares having a par value of Rs. 2 per share. Each equity shareholder is entitled to one vote per share. The Company had declared and paid dividends in Indian rupee. In event of liquidation of the Company, the holders of equity shares will be entitled to receive remaining assets of the Company, after distribution of all preferential amounts in proportion of their shareholding.

(c) Details of shareholders holding more than 5% shares in the Company

Sl. No.	Name of the Shareholders	As at 31st March 2021		As at 31st March, 2020	
		No. of Shares held	% of Holding	No. of Shares held	% of Holding
1	Bbigplas Poly Pvt Ltd.	69,641,685	74.03	69,641,685	74.03
2	Almond PolyTraders Pvt Ltd	7,750,000	8.24	7,750,000	8.24

(d) Aggregate number of bonus shares issued, shares allotted as fully paidup pursuant to contract without payment being received in cash and shares bought back during the period of five years immediately preceding the reporting date: Nil

Notes to the consolidated financial statements for the year ended 31st March, 2021**16. OTHER EQUITY (Refer Statement of Changes in Equity)**

(Rs in Lacs)

(a) Security Premium

This reserves are used to record the premium on issue of shares. The reserve would be utilized in accordance with the provisions of the Act.

	As at 31st March, 2021	As at 31st March, 2020
As per Last Financial Statement	5,322.45	5,322.45
Add: During the year	-	-
	5,322.45	5,322.45

(b) Capital Reserve and Amalgamation Reserve

	As at 31st March, 2021	As at 31st March, 2020
As per Last Financial Statement	852.96	852.96
Add: During the year	-	-
	852.96	852.96

(c) General Reserve

The General reserve is created by way of transfer of profits from retained earnings for appropriation purposes. This reserve is utilised in accordance with the provisions of the Act.

	As at 31st March, 2021	As at 31st March, 2020
As per Last Financial Statement	3,400.00	3,400.00
Add: During the year	-	-
	3,400.00	3,400.00

(d) Retained Earnings

Retained earnings are the profits that the Company has earned till date, less any transfers to general reserve, dividends or other distributions paid to shareholders.

	As at 31st March, 2021	As at 31st March, 2020
As per Last Financial Statement	23,104.73	20,353.98
Less: Equity Dividend	(112.89)	(225.78)
Less: Corporate Dividend Tax	-	(45.96)
Add: During the year	2,384.01	3,022.48
	25,375.85	23,104.73

(e) Other Comprehensive Income

	As at 31st March, 2021	As at 31st March, 2020
As per Last Financial Statement	(55.24)	(37.73)
Add: During the year	13.84	(17.51)
	(41.40)	(55.24)
Total Reserves (a+b+c+d+e+f)	34,909.86	32,624.90

Notes to the consolidated financial statements for the year ended 31st March, 2021

		(Rs in Lacs)			
		Non Current		Current *	
		As at 31st March, 2021	As at 31st March, 2020	As at 31st March, 2021	As at 31st March, 2020
17. LONG TERM BORROWINGS					
	Secured				
	(a) Term Loans				
	I From Banks				
	(i) Rupee Loan	-	1,366.04	-	1,669.57
	II From Others				
	(i) From Banks - Vehicle Loan	10.12	27.56	17.16	34.78
	Total (Net) (a)	10.12	1,393.61	17.16	1,704.35
	Unsecured				
	(b) Long term loan				
	-Related Party	2,296.68	2,195.21	-	-
	Total (Net) (b)	2,296.68	2,195.21	-	-
	Grand Total (Net) (a+b)	2,306.80	3,588.81	17.16	1,704.35

* Refer Note No.23

Details of terms of repayment of long term borrowings

Long term borrowings	Terms of Repayment	Maturity Date	Interest Rate	Loan Taken Date
Secured				
a) Term Loans				
I From Banks				
(i) Rupee Loan-IDFC	1 Year moratorium from the date of 1st disbursement & thereafter payable in 20 equal quarterly installments.	13th Feb 2021	10.20%	01st April 2017
(ii) Rupee Loan-HDFC	Repayable in 15 equal quarterly installments starting from 30th June 2017.	31st Dec 2020	9.00%	24th March 2017
(iii) Rupee Loan-SBI	Will start after completing moratorium period of 2 years. 24 quarterly installment starting from 31st December 2016 in a structured way.	31st Dec 2021	11.10%	31st Dec 2014
(iv) Rupee Loan-HDFC	Repayable in 20 equal quarterly installments after 12 months of moratorium from the date of first disbursement. Repayments to start from 31st March 2018 till 31st December 2022.	31st Dec 2022	9.75%	06th Jan 2017

Note - Loan no. (i) & (ii) has been repaid in full during the year as per the repayment schedule, however loan no. (iii) & (iv) has been repaid as on 31st March, 2021.

II From Others

(i) Vehicle Loan (secured by 60 equal monthly instalment hypothecation of motor car)

Unsecured

(b) Long term loan/deposits

RELATED PARTY

Bbigplas Poly Pvt. Ltd.

Repayable on Demand after 30th March 2027

4% till 30th March 2022 & 11% from 31st March 2022 to 30th March 2027

Notes to the consolidated financial statements for the year ended 31st March, 2021

		(Rs in Lacs)	
		As at 31st March, 2021	As at 31st March, 2020
18 FINANCE LEASE LIABILITY			
(i) From Others		58.58	-
		58.58	-
19 LONG TERM PROVISIONS			
(a) Employee benefits			
(i) Gratuity (Refer Note No. 39(b))		198.19	208.59
Total		198.19	208.59
20. DEFERRED TAX LIABILITIES (NET)			
(a) Liabilities :			
Depreciation and ammortization expenses		2,535.25	2,428.58
Items under financial assets and financial liabilities giving temporary differences		107.03	171.20
Total (a)		2,642.28	2,599.79
(b) Assets :			
Items under financial assets and financial liabilities giving temporary differences		52.91	200.65
Provision for doubtful debts & obsolescence		42.10	-
MAT Credit Entitlement		-	10.90
Total (b)		95.01	211.56
Net Liability (a-b)		2,547.27	2,388.23
Reconciliation of Deferred Tax Assets/ Liabilites (Net):			
Opening balance as at the beginning of the Year		2,388.23	2,917.35
Opening balance of Plastic Processor & Exporters Pvt. Ltd. which ceased to be subsidiary with effect from 17th December, 2020		10.10	-
Tax (benefit) / expense during the period recognised in profit or loss		144.39	(541.50)
MAT Credit Entitlement utilised/(availed)*		-	(8.38)
MAT Credit Entitlement utilised/(availed) for earlier years*		-	30.02
Tax impact on items of Other Comprehensive income that will not be classified to profit & loss		4.56	(9.27)
Closing balance as at the end of the Year		2,547.27	2,388.23
21. SHORT TERM BORROWINGS			
Secured			
(a) Loans repayable on demand			
Cash credits from bank *		1,382.66	999.15
Working Capital Demand Loan from Bank		7,169.00	1,900.26
(b) Other Loans and advances			
Buyer's credit from bank *		-	1,988.98
Total		8,551.66	4,888.39

* These Loans are repayable on demand and carries interest as applicable from time to time.

* Working Capital facilities (fund based and non fund based limits) are secured by 1st pari passu charge by way of hypothecation over entire current assets, stock and trade receivables of the company both present and future and lien on fixed deposit of INR 1.35 crores and 2nd pari passu charge by way of equitable mortgage over all present and future movable and immovable properties except immovable assets of Dankuni & Falta.

Notes to the consolidated financial statements for the year ended 31st March, 2021

	(Rs in Lacs)	
	As at 31st March, 2021	As at 31st March, 2020
22. TRADE PAYABLES		
(a) Micro & Small Enterprises	621.41	506.75
(b) Others		
Acceptances secured *	25,545.88	17,156.69
Sundry Creditors for goods	5,260.63	2,248.22
Sundry Creditors for expenses	544.46	706.00
Total	31,972.38	20,617.65
* Secured by way of hypothecation of stocks and book debts in favor of the Company's banker.		
Micro enterprises and Small enterprises under the Micro, Small and Medium Enterprises Development Act, 2006 have been determined based on the confirmations received in response to intimation in this regard sent to the suppliers. Interest in terms of Section 16 of Micro, Small and Medium Enterprises Development Act, 2006 due and remaining unpaid as at March 31, 2021 – Rs 0.83 lacs.		
23. CURRENT FINANCIAL LIABILITIES-OTHER		
(a) Current maturities of long-term debts (Refer Note No.17)	17.16	1,704.35
(b) Interest payable on Unsecured Loan	-	74.10
(c) Interest accrued but not due on borrowings	31.51	34.86
(d) Unpaid dividends #	12.52	16.20
(e) Finance Lease Liability	20.82	-
(f) Derivative Instruments		
(i) Foreign Exchange Forward Contracts	-	-
(ii) Foreign Currency Options	-	-
(g) Others		
(i) Creditors for Capital Goods	117.31	132.73
(ii) Other Liability	396.54	1,263.09
Total	595.86	3,225.33
# There is no amount due & outstanding to be credited to the Investor Education & Protection Fund.		
24. OTHER CURRENT LIABILITIES		
(a) Advance payments from customers	324.93	485.96
(b) Other payables		
(i) Statutory dues	74.09	60.75
Total	399.02	546.72
25. SHORT TERM PROVISIONS		
(a) Employee benefits		
Leave encashment (unfunded)	147.77	119.58
Gratuity	74.97	37.90
Total	222.74	157.47
26. CURRENT TAX LIABILITIES		
Income Tax (Net of Payments)	512.22	339.57
	512.22	339.57

Notes to the consolidated financial statements for the year ended 31st March, 2021

27 REVENUE FROM OPERATIONS

	(Rs in Lacs)	
	For the Year 2020-21	For the Year 2019-20
(a) Sale of Products		
(i) Polyethylene	105,795.68	115,668.21
(ii) Poly Vinyl Chloride	36,088.98	47,639.70
(iii) Others	13,120.30	11,161.64
Total	155,004.96	174,469.55

28 OTHER INCOME

	(Rs in Lacs)	
	For the Year 2020-21	For the Year 2019-20
(a) Interest income	31.97	89.64
(b) Exchange difference other than considered as finance cost (net)	789.56	602.57
(c) Export Incentive	433.55	139.80
(d) Unwinding of Interest on security deposit	9.65	10.89
(e) Fair Value gain or (losses) on derivatives	22.80	19.88
(f) Insurance Claim Received	49.06	58.89
(g) Profit on disposal of Investment in subsidiary	136.28	-
(h) Other Miscellaneous Income	200.20	350.70
Total	1,673.07	1,272.36

29 COST OF MATERIALS CONSUMED

	(Rs in Lacs)	
	For the Year 2020-21	For the Year 2019-20
Inventory at the beginning of the year	11,167.66	12,176.85
Add: Purchases during the year	141,778.75	149,928.80
Less: Raw Material at the end of the Year	19,182.93	11,167.66
Total Cost of Material Consumed	133,763.49	150,937.99
<u>Details of Raw Material Consumed</u>		
LLDPE/ LDPE	78,122.16	80,575.50
PVC Resin	23,322.13	33,940.11
Plastic Scrap	251.61	2,162.81
Other items	32,067.58	34,259.57
	133,763.49	150,937.99

30 CHANGES IN INVENTORIES OF FINISHED GOODS & STOCK IN TRADE

	(Rs in Lacs)	
	For the Year 2020-21	For the Year 2019-20
(a) Stocks at the beginning of the year Finished goods	3,707.82	3,718.60
(b) Less: Stocks at the end of the year Finished goods	3,067.83	3,707.82
Total	639.99	10.77

31 EMPLOYEE BENEFITS EXPENSE

	(Rs in Lacs)	
	For the Year 2020-21	For the Year 2019-20
(a) Salaries, Wages, Bonus and Gratuity	3,007.56	3,886.43
(b) Contribution to Provident and other funds	68.96	75.23
(c) Workmen and staff welfare expenses	78.72	103.17
Total	3,155.24	4,064.84

Notes to the consolidated financial statements for the year ended 31st March, 2021

	(Rs in Lacs)	
	For the Year 2020-21	For the Year 2019-20
32 FINANCE COSTS		
(a) Interest expense		
(i) To Banks	2,618.24	3,312.94
(ii) To Others	114.00	114.00
(b) Other borrowing costs	589.95	896.70
(c) Unwinding of Interest	241.86	218.11
Total	3,564.05	4,541.75

	For the Year 2020-21	For the Year 2019-20
33 OTHER EXPENSES		
(a) Consumption of Stores and Spare Parts	124.94	307.14
(b) Power & Fuel	2,554.45	3,128.62
(c) Rent (Refer Note No. 53)	643.00	676.38
(d) Repair & Maintenance - Building	189.60	165.53
(e) Repair & Maintenance - Machinery	210.22	365.11
(f) Repair & Maintenance - Others	161.91	181.23
(g) Insurance Charges	395.51	327.22
(h) Rates & Taxes	67.74	43.43
(i) Payments to Auditors (Refer Note (i) below)	5.56	6.50
(j) Directors' Fees	3.80	4.60
(k) Bad debts / Advances Written off	1,124.23	11.65
(l) Loss on sale of fixed assets	14.03	89.18
(m) Selling & Distribution Expenses	4,351.02	5,135.22
(n) Security Charges	117.30	152.74
(o) Professional & Consultancy Charges	243.95	197.71
(p) Provision for doubtful debts	167.29	-
(q) CSR expenses (Refer Note No. 38)	96.16	50.00
(r) Miscellaneous expenses	647.01	1,148.70
Total	11,117.73	11,990.96

Refer Note :- (i)

Auditors' remuneration and expenses

Audit fees	3.87	3.35
Tax audit fees	0.65	0.65
Fees for other services	1.04	2.50
	5.56	6.50

	For the Year 2020-2021	For the Year 2019-20
34 Income Tax		
I Income tax related to items charged or credited directly to profit or loss during the year:		
(a) Statement of profit and loss		
(i) Current Income Tax	643.39	680.46
(ii) Deferred Tax expense/ (benefit)	144.39	(541.50)
(iii) Mat Credit Entitlement	-	(8.38)
(iv) Tax for earlier years	22.98	(178.97)
	810.75	(48.38)
(b) Other Comprehensive Income		
(i) Deferred Tax related to items recognised in OCI during the year:		
- Net expense/(benefit) on remeasurements of defined benefit plans	4.56	(9.27)
	4.56	(9.27)
Total (a+b)	815.33	(57.65)

Notes to the consolidated financial statements for the year ended 31st March, 2021

(Rs in Lacs)

II Reconciliation of tax expense and the accounting profit multiplied by India's domestic tax rate for 31st March, 2021 and 31st March, 2020:

	For the Year 2020-2021	For the Year 2019-20
Accounting profit before income tax as per Ind AS	3,194.75	2,974.10
At Income tax rate of 25.168% (31st March, 2020: 25.168%)	804.06	748.52
Tax effect of items that are not deductible for tax purpose	34.09	20.12
MAT Credit written off	-	214.46
Change in Rate Impact *	-	(882.57)
Tax for Earlier Years	22.98	(178.97)
Others	(9.87)	29.59
Tax effect of deductions under Chapter VIA of Income Tax Act, 1961	-	(6.33)
Differential Tax Impact in Subsidiaries & Associates	(35.92)	(2.47)
At the effective income tax rate	815.33	(57.65)
Income tax expense reported in the statement of profit and loss	815.33	(57.65)
Difference	-	-

35. Other Comprehensive Income

	For the Year 2020-2021	For the Year 2019-20
i Items that will not be classified to profit and loss		
- Remeasurement gain/ (losses) on defined benefit plans	18.40	(26.78)
ii Income tax relating to items that will not be classified to profit and loss		
- Remeasurement gain/ (losses) on defined benefit plans	(4.56)	9.27
Total	13.84	(17.51)

OTHER NOTES FORMING PART OF THE FINANCIAL STATEMENTS

(Rs. in lacs.)

36 Contingent liabilities & Commitments

	As at 31st March, 2021	As at 31st March, 2020
A Not Provided for:-		
(a) Claims against the Company not acknowledged as debts		
- Demand raised by following authorities in dispute:		
(i) Income tax matters	489.34	338.77
B Bank Gurantee	823.12	772.83
C Capital Commitments		
Estimated Value of contracts in Capital account remaining to be executed and not provided for (Net of advances)	57.87	388.28
D Other Commitments		
Letter of Credit	2,214.80	2,151.90

37 DETAILS OF LOANS GIVEN, INVESTMENTS MADE AND GUARANTEE GIVEN COVERED U/S 186(4) OF THE COMPANIES ACT, 2013

The Group has complied with the provisions of the Act to the extent applicable, with respect to the loans, investments and gurantee made.

Notes to the consolidated financial statements for the year ended 31st March, 2021

38 DISCLOSURE ON CORPORATE SOCIAL RESPONSIBILITY EXPENSES

- (a) Gross amount required to be spent by the Company during the year in pursuance to the provisions of Section 135 of the Companies Act, 2013 and rules made thereunder : Rs. 70.96 lacs (PY Rs. 74.26 lacs).
 (b) Amount unspent as at 31.3.2021 Rs. Nil (P.Y 31.3.2020 Rs. 24.26 lacs)
 (c) Amount spent during the year 2020-21 are shown under Other Expenses in the Statement of Profit and Loss (Refer Note No. 33):

Sl. No.	Particulars	(Rs in Lacs)	
		As at 31st March, 2021	As at 31st March, 2020
(i)	Spent during the year	96.16	50.00
(ii)	Yet to Spend	-	24.26
	Total	96.16	74.26

39 DISCLOSURES AS REQUIRED BY IND AS 19, EMPLOYEE BENEFITS

(a) Defined contribution plans:

	As at 31st March, 2021	As at 31st March, 2020
Contribution to defined contribution plan, recognised as expense for the year as under:		
(i) Employer's contribution to Government Provident Fund, Pension Fund & ESI	68.69	73.67
Total	68.69	73.67

(b) Defined benefit plan:

Gratuity

The Employee's Gratuity Fund Scheme, which is defined benefit plan, is managed by Trust maintained with Life Insurance Corporation of India. The liabilities with respect to Gratuity Plan are determined by actuarial valuation on projected unit credit method on the balance sheet date, based upon which the Company contributes to the Group Gratuity Scheme. The difference, if any, between the actuarial valuation of the gratuity of employees at the year end and the balance of funds with Life Insurance Corporation of India, is provided for as assets/ (liability) in the books. Actuarial gains/ (losses) for defined benefit plans are recognised in full and are immediately taken to the statement of profit and loss and Other Comprehensive Income accordingly as per Actuarial Valuation Report.. The Gratuity Plan provides a lump sum payment to vested employees at retirement, death, incapacitation or termination of employment, of an amount equivalent to 15 to 30 days' salary for each completed year of service . Vesting occurs upon completion of five continuous years of service in accordance with Indian law. The gratuity fund is separately administered by a Gratuity Fund Trust.

	(Rs in Lacs)	
	Gratuity (Funded)	
	As at 31st March, 2021	As at 31st March, 2020
I Following information are based on report of actuary for employee benefit expenses		
(A) Change in present value of the obligation during the year		
(1) Present value of obligation at year beginning	381.36	293.63
(2) Current service cost	43.76	43.87
(3) Interest cost	26.70	22.61
(4) Benefits paid	(1.76)	(3.04)
(5) Actuarial (gain) / loss arising from changes in demographic assumptions	-	-
(6) Actuarial (gain) / loss arising from changes in financial assumptions	3.42	22.32
(7) Actuarial (gain) / loss arising from changes in experience adjustments	(24.14)	1.96
(8) Present value of obligation at year end	429.33	381.36
(B) Change in fair value of plan assets during the year		
(1) Fair value of plan assets at year beginning	135.47	130.35
(2) Interest income on plan assets	9.95	9.95
(3) Expected return on plan assets other than interest income	(2.59)	(2.49)
(4) Contribution made by the Employer *	15.10	0.70
(5) Benefits paid	(1.76)	(3.04)
(6) Fair value of plan assets at year end	156.17	135.47

Notes to the consolidated financial statements for the year ended 31st March, 2021

	(Rs in Lacs)	
	As at 31st March, 2021	As at 31st March, 2020
(C) Reconciliation of obligation and fair value of assets		
(1) Present value of the obligation at year end	429.33	381.36
(2) Fair value of plan assets at year end	156.17	135.47
(3) Funded status [surplus / (deficit)]	<u>(273.16)</u>	<u>(245.89)</u>
(D) Expense recognised in the Statement of Profit and Loss		
(1) Current service cost	43.76	43.87
(2) Interest cost	26.70	22.61
(3) Interest income on plan assets	(9.95)	(9.95)
Net cost recognised in Profit or Loss	<u>60.50</u>	<u>56.53</u>
(E) Recognised in Other Comprehensive Income		
(1) Expected return on plan assets other than interest income	2.59	2.49
(2) Actuarial (gain) / loss arising from changes in demographic assumptions	-	-
(3) Actuarial (gain) / loss arising from changes in financial assumptions	3.42	22.32
(4) Actuarial (gain) / loss arising from changes in experience adjustments	(24.14)	1.96
Net (gain)/ loss recognised in Other Comprehensive Income	<u>(18.13)</u>	<u>26.78</u>
(F) Net Defined benefit liability/(Asset) Reconciliation		
(1) Net Defined benefit liability/(Asset) at the beginning of the year	245.89	163.28
(2) Defined benefit cost included in P/L	60.50	56.53
(3) Total remeasurement included in OCI	(18.13)	26.78
(4) Employers contribution*	(15.10)	(0.70)
Net Defined benefit liability/(Asset) at the end of the year	<u>273.16</u>	<u>245.89</u>
II Maturity profile of defined benefit obligations:		
Year 1	74.97	37.90
Year 2	23.26	47.11
Year 3	20.55	23.61
Year 4	60.11	18.85
Year 5	29.47	57.35
Year 6	32.72	22.35
Year 7	25.11	31.87
Year 8	35.24	22.83
Year 9	30.82	39.98
Year 10	32.86	21.43
Above 10 years	NA	475.50
Total expected payments	<u>365.10</u>	<u>798.77</u>

The weighted average duration of the defined benefit plan obligation at the end of the reporting period is 5.01 Years
(31st March,2020: 5.19 years).

The best estimate contribution for the company during the next year would be Rs 63.90 lacs.
(31st March,2020: Rs. 60.99 lacs).

Amount payable upon discontinuance of all employment is INR 409.77 lacs.
(31st March,2020: Rs. 361.56lacs).

III Experience Adjustments on Present Value of DBO and Plan Assets

	As at 31st March, 2021	As at 31st March, 2020
(Gain)/Loss on Plan Liabilities	(24.14)	1.96
% of Opening Plan Liabilities	-6.33%	0.67%
(Gain)/Loss on Plan Assets	2.59	2.49
% of Opening Plan Assets	1.91%	1.91%

Notes to the consolidated financial statements for the year ended 31st March, 2021

IV Quantitative sensitivity analysis for significant assumptions considered for defined benefit obligation (Gratuity):

Sensitivity analysis presented below represents expected change in present value of defined benefit obligation based on reasonably possible changes in the assumptions occurring at the year end.

	(Rs in Lacs)	
	As at 31st March, 2021	As at 31st March, 2020
Defined Benefit Obligation (Base)	429.33	381.36
(1) One percentage increase in discount rate	397.19	352.00
(2) One percentage decrease in discount rate	466.61	415.44
(3) One percentage increase in rate of salary escalation	465.23	414.79
(4) One percentage decrease in rate of salary escalation	397.35	351.71
(5) One percentage increase in rate of withdrawal rate	431.44	383.16
(6) One percentage decrease in rate of withdrawal rate	426.85	379.21

V Actuarial Assumptions

	As at 31st March, 2021	As at 31st March, 2020
(1) Discount rate	6.90%	7.00%
(2) Mortality Rate	IALM (2012-14) Table Ultimate	
(3) Salary Escalation - First 5 years	6% p.a	6% p.a
(4) Salary Escalation - After 5 years	6% p.a	6% p.a
(5) Expected Rate of Return on Plan Assets	6.90%	7.00%
(6) Disability Rate	5% of Mortality Rate	5% of Mortality Rate
(7) Retirement Age	60 years	60 years
(8) Average Future Service	19.88	20.61
(9) Withdrawal rates , based on age: (per annum)		
Up to 25 years	8%	8%
26 - 30 years	7%	7%
31 - 35 years	6%	6%
36 - 40 years	5%	5%
41 - 45 years	4%	4%
46 - 50 years	3%	3%
51 - 55 years	2%	2%
Above 56 years	1%	1%

VI Weighted average Asset allocation (as percentage of total plan assets)

(1) Equities	-	-
(2) Bonds	-	-
(3) Gilts	-	-
(4) Insurance Policies	100%	100%
Total	100%	100%

40 DISCLOSURES AS REQUIRED BY IND AS 108, OPERATING SEGMENTS

(a) Identification of Operating Segments:

The Company Operate in a Single Reportable Operating Segment i.e. manufacturing and sale of Poly Vinyl Chloride, Polyethylene, Antifab and EP Compound which have similar risk and returns and are of similar nature. No other operating segments have been aggregated to form the above reportable operating segments as per the criteria specified in the Ind AS.

(b) Business Segment wise revenue/results/assets/liabilities

Since there is Single Reportable Operating Segment hence disclosure of Operating Segment wise Assets, Liabilities, Revenue and Results are not applicable.

Notes to the consolidated financial statements for the year ended 31st March, 2021

		(Rs in Lacs)	
		As at 31st March, 2021	As at 31st March, 2020
(c) Geographical Information			
(i)	Segment revenue by location of Customers:		
	India	120,049.25	147,745.84
	Overseas	34,955.71	26,723.71
	Total	155,004.96	174,469.55
(ii)	Segment Non-current Asset by location		
	India	24,486.82	25,229.84
	Overseas	-	-
	Total	24,486.82	25,229.84
(iii)	Segment Capital Expenditure by location		
	<u>India</u>		
	East	7,408.88	7,273.46
	West	16,618.09	17,426.86
	North	17.95	47.19
	<u>Overseas</u>	-	-
	Total	24,044.92	24,747.52

(d) The Company does not have material amount of tangible and intangible asset located outside India.

(e) Product wise revenue from external customers has been detailed in Note No 27.

(f) Revenue from top four customers is Rs. 20,859.84 lacs (P.Y Rs. 20,619.28 lacs from three customers) which is more than 10% of the total revenue of the Company

41 DISCLOSURE ON RELATED PARTY TRANSACTIONS

(A) Related parties and their relationship with the Company :

(i)	<u>Name of the Related Party</u>	<u>Relationship with the Company</u>
	Mr. Narrindra Suranna	CEO, Chairman and Managing Director and Promoter (KMP)
	Mr. Rajesh Kumar Kothari	Whole Time Director (KMP)
	Dr. P.R.Mukherjee	Whole Time Director (KMP)
	Mr. I.C Dakalia	Chief Financial Officer (KMP)
	Ms. Tanvi Panday	Company Secretary (KMP)
	Mrs. Tara Devi Surana	Promoter
	Mr. Surendra Kumar Surana	Promoter
	Mr. Dev Krishna Surana	Promoter & Whole Time Director (KMP)
(ii)	<u>Relative of Key Management Personnel (KMP) of the Company</u>	<u>Relationship with KMP</u>
	<u>Name of the Relative</u>	
	Mrs. Tara Devi Surana	Mother of Chairman and Managing Director
	Mrs. Sarla Devi Surana	Wife of Chairman and Managing Director
	Mr. Surendra Kumar Surana	Brother of Chairman and Managing Director
	Mr. Dev Krishna Surana	Son of Chairman and Managing Director
(iii)	Bbigplas Poly Pvt Ltd	Promoter and Holding Company

Notes:-

- (a) M/s Plastic Processors and Exporter Pvt Ltd. has ceased to be the Subsidiary of the Company w.e.f. 17.12.2020 and is the subsidiary of the Holding Company.
- (b) Ddev Plastiks Industries Limited was incorporated on 07.12.2020 as Wholly Owned Subsidiary of the Company.
- (c) Kkalpana Plastic Reprocess Industries Middleeast FZE is the Wholly Owned Foreign Subsidiary of the Company.

Notes to the consolidated financial statements for the year ended 31st March, 2021

(Rs in Lacs)

(B) Disclosure of transactions with Related Parties during the year ended 31.03.2021

Nature of transactions	Ref. to Note	As at	As at
Remuneration to KMP	(A) above	31st March, 2021	31st March, 2020
Mr Narrindra Suranna**	(i)	44.00	77.00
Mr Dev Krishna Surana	(i)	20.68	14.57
Mr Rajesh Kumar Kothari	(i)	40.00	40.00
Mr P.R. Mukherjee*	(i)	4.89	19.00
Mr I.C. Dakalia	(i)	24.41	25.02
Ms Tanvi Panday	(i)	7.89	7.74
		141.86	183.33

*Note : Dr. PR Mukherjee resigned as Whole Time Director of the Company w.e.f. 30.06.2020

**Due to Covid-19 pandemic and as Cost saving measure, Mr. Narrindra Suranna, Chairman and Managing Director had voluntarily waived part of his remuneration for the Financial Year 2020-21

Interest Expenses

Bbigplas Poly Pvt Ltd	(iii)	114.00	114.00
-----------------------	-------	---------------	--------

Rent

Bbigplas Poly Pvt Ltd	(iii)	100.68	100.68
-----------------------	-------	---------------	--------

(C) Balances at the year ended 31.03.2021

Loan Taken & Outstanding

Bbigplas Poly Pvt Ltd*	(iii)	2,296.68	2,195.21
------------------------	-------	-----------------	----------

*(Note- After giving effect of IND AS)

Interest Payable

Bbigplas Poly Pvt Ltd	(iii)	-	74.10
-----------------------	-------	---	-------

42 FAIR VALUE MEASUREMENT

The fair value of the financial assets and liabilities are included at the amount at which the instrument could be exchanged in a current transaction between willing parties other than in a forced or liquidation sale.

The following methods and assumptions were used to estimate the fair values:

- (1) Fair value of cash and short-term deposits, trade and other short term receivables, trade payables , other current liabilities, short-term loans from banks and other financial institutions approximate their carrying amounts largely due to the short term maturities of these instruments.
- (2) Financial instruments with fixed and variable interest rate are evaluated by the Company based on parameter such as interest rates and individual credit worthiness of the counterparty. Based on this evaluation, allowances are taken into account for the expected losses of these receivables.

The Company uses the following hierarchy for determining and disclosing the fair value of financial instruments by valuation technique.

Level 1 : Quoted (unadjusted) prices in active markets for identical assets or liabilities.

Level 2 : Other techniques for which all inputs which have a significant effects on the recorded fair value are observable, either directly or indirectly.

Level 3 : Techniques which use inputs that have a significant effects on the recorded fair value that are not based on observable market data.

Notes to the consolidated financial statements for the year ended 31st March, 2021

The following tables provides classification of financial instruments and the fair value hierarchy of the Company's assets and liabilities.

(Rs in Lacs)

(a) Disclosure for the year ended 31st March, 2021

	Carrying Value	Fair Value	Fair Value heirarchy		
			Level 1	Level 2	Level 3
(1) Financial Assets					
Financial Assets at amortised cost					
Trade Receivables	28,026.13	28,026.13	-	-	28,026.13
Other Financial assets excluding derivative financial instruments	546.79	546.79	-	-	546.79
Cash & cash equivalents	795.06	795.06	-	-	795.06
	<u>29,367.98</u>	<u>29,367.98</u>	<u>-</u>	<u>-</u>	<u>29,367.98</u>
Financial Assets at cost					
<u>Investments in equity shares</u>					
<u>Associate -</u>					
Kkalpana Plastick Limited	245.51	65.70	65.70	-	-
	<u>245.51</u>	<u>65.70</u>	<u>65.70</u>	<u>-</u>	<u>-</u>
Financial Asset at fair value through profit or loss					
Derivative financial instruments	22.80	22.80	-	22.80	-
<u>Investment in Equity Shares - Quoted</u>					
Bank of Baroda	-	-	-	-	-
Nicco Corporation Ltd.	-	-	-	-	-
<u>Investment in Equity Shares - Unquoted</u>					
Panchawati Holiday Resorts Ltd.	-	-	-	-	-
Assets for which fair values are disclosed					
Investment Property (Refer Note No. 6 (b))	-	-	-	-	-
Total	<u>29,636.30</u>	<u>29,456.48</u>	<u>65.70</u>	<u>22.80</u>	<u>29,367.98</u>
(2) Financial Liability					
Financial Liabilities at amortised cost					
Borrowings from Banks and Financial Institutions	10,875.61	10,875.61	-	-	10,875.61
Financial Lease liability	79.40	79.40	-	-	79.40
Trade Payables	31,972.38	31,972.38	-	-	31,972.38
Other Financial liabilities excluding derivative financial instruments	578.70	578.70	-	-	578.70
Total	<u>43,506.09</u>	<u>43,506.09</u>	<u>-</u>	<u>-</u>	<u>43,506.09</u>
Total	<u>43,506.09</u>	<u>43,506.09</u>	<u>-</u>	<u>-</u>	<u>43,506.09</u>

Notes to the consolidated financial statements for the year ended 31st March, 2021

(b) Disclosure for the year ended 31st March, 2020

		(Rs in Lacs)			
		Fair Value heirarchy			
	Carrying Value	Fair Value	Level 1	Level 2	Level 3
(1) Financial Assets					
Financial Assets at amortised cost					
Trade Receivables	22,887.14	22,887.14	-	-	22,887.14
Other Financial assets excluding derivative financial instruments	523.25	523.25	-	-	523.25
Cash & cash equivalents	1,519.75	1,519.75	-	-	1,519.75
	<u>24,930.14</u>	<u>24,930.14</u>	<u>-</u>	<u>-</u>	<u>24,930.14</u>
Financial Assets at cost					
<u>Investments in equity shares</u>					
<u>Associate -</u>					
Kkalpana Plastick Limited	241.75	44.06	44.06	-	-
	<u>241.75</u>	<u>44.06</u>	<u>44.06</u>	<u>-</u>	<u>-</u>
Financial Asset at fair value through profit or loss					
Derivative financial instruments	19.88	19.88	-	19.88	-
<u>Investment in Equity Shares - Quoted</u>					
Bank of Baroda	-	-	-	-	-
Nicco Corporation Ltd.	-	-	-	-	-
<u>Investment in Equity Shares - Unquoted</u>					
Panchawati Holiday Resorts Ltd.	-	-	-	-	-
Assets for which fair values are disclosed					
Investment Property (Refer Note No. 6 (b))	-	-	-	-	-
Total	<u>25,191.76</u>	<u>24,994.08</u>	<u>44.06</u>	<u>19.88</u>	<u>24,930.14</u>
(2) Financial Liability					
Financial Liabilities at amortised cost					
Borrowings from Banks and Financial Institutions	10,181.55	10,181.55			10,181.55
Trade Payables	20,617.65	20,617.65			20,617.65
Other Financial liabilities excluding derivative financial instruments	1,520.98	1,520.98			1,520.98
Total	<u>32,320.18</u>	<u>32,320.18</u>	<u>-</u>	<u>-</u>	<u>32,320.18</u>
Total	<u>32,320.18</u>	<u>32,320.18</u>	<u>-</u>	<u>-</u>	<u>32,320.18</u>

(c) Description of significant unobservable inputs to valuation:

Financial Asset/ Liability	Valuation Technique	Significant unobservable input
Trade Receivables	ECL	Realisation pattern or past experience
Loans	DCF using EIR method	Discount rate
Other Financial assets excluding derivative financial instruments	DCF using EIR method	Discount rate
Borrowings from banks and financial institutions	DCF using EIR method	Discount rate

Notes to the consolidated financial statements for the year ended 31st March, 2021

43 FINANCIAL RISK MANAGEMENT OBJECTIVE AND POLICIES

The Company's principal financial liabilities, other than derivatives, comprise loans and borrowings, trade and other payables and advances from customers. The main purpose of these financial liabilities is to finance the Company's operations, projects under implementation and to provide guarantees to support its operations. The Company's principal financial assets include Investment, loans and advances, trade and other receivables and cash and bank balances that derive directly from its operations.

The Company is exposed to market risk, credit risk and liquidity risk. The Company's financial risk management is an integral part of how to plan and execute its business strategies. The Company's financial risk management policy is set by the Managing Board.

All derivative activities for risk management purposes are carried out by specialist teams that have the appropriate skills, experience and supervision. It is the Company's policy that no trading in derivatives for speculative purposes to be undertaken. The Board of Directors reviews and finalises policies for managing each of these risks, which are summarised below.

A. Market Risk

Market risk is the risk that the fair value of future cash flows of a financial instrument will fluctuate because of changes in market prices. Market risk comprises three types of risk: Interest rate risk, Currency risk and Commodity price risk. Financial instruments affected by market risk include investments and deposits, foreign currency receivables, payables, loans and borrowings and derivative financial instruments.

The Company manages market risk through a treasury department, which evaluates and exercises independent control over the entire process of market risk management. The treasury department recommends risk management objectives and policies, which are approved by Senior Management and the Audit Committee. The activities of this department include management of cash resources, implementing hedging strategies for foreign currency exposures, borrowing strategies and ensuring compliance with market risk limits and policies.

(i) Interest rate risk

Interest rate risk is the risk that the fair value or future cash flows of a financial instrument will fluctuate because of changes in market interest rates. In order to optimize the Company's position with regard to interest income and interest expenses to manage the interest rate risk, treasury performs a comprehensive corporate interest rate risk management by balancing the proportion of fixed rate and floating rate financial instruments in its total portfolio.

Interest rate sensitivity

The following table demonstrates the sensitivity to a reasonably possible change in interest rates on the unhedged portion of loans and borrowings. With all other variables held constant, the Company's profit before tax is affected through the impact on floating rate borrowings, as follows:

	(Rs in Lacs)	
	2020-21	2019-20
	(+/-) 50	(+/-) 50
	Basis Points	Basis Points
Effect on profit before tax due to interest rate sensitivity	32.08	29.20

(ii) Foreign currency risk

Foreign currency risk is the risk that the fair value or future cash flows of an exposure will fluctuate because of changes in foreign exchange rates. The Company's exposure to the risk of changes in foreign exchange rates relates primarily to the Company's operating and financing activities. The Company manages its foreign currency risk by hedging transactions that are expected to realise in future.

Notes to the consolidated financial statements for the year ended 31st March, 2021

Foreign Currency Exposure		As at 31st March, 2021		As at 31st March, 2020	
		Foreign Currency	Functional Currency (Rs. in lacs.)	Foreign Currency	Functional Currency (Rs. in lacs.)
I Hedged					
Forward contracts for Imports/ loans	USD	-	-	4,000,000	3,031.42
Option contracts for Imports	USD	250,000	181.45	-	-
Forward contracts for Exports	USD	5,000,000	3,710.32	-	-
Option contracts for Exports	USD	250,000	181.45	-	-
			-		
II Not hedged					
Trade receivables	USD	3,624,368	2,631.30	3,843,963	2,897.96
	EURO	1,898,727	1,634.78	1,650,552	1,370.78
					-
Cash and Cash Equivalents	USD	108,900	80.04	524,427	395.34
	EURO	33,580	28.91	-	-
Trade payables	USD	4,973,114	3,657.78	-	-
	EURO	258,761	222.79	101,512	84.30
	CHF	13,046	10.17	-	-
Advance to Supplier	CHF	-	-	53,292	41.77
Foreign currency loan	USD	-	-	-	-
availed under buyers' credit	EURO	-	-	219,780	182.53
Net Unhedged Portion					
Trade receivables	USD	-	-	4,368,390.51	3,293.31
	EURO	1,673,545	1,440.91	1,329,260.40	1,103.95
Trade payables	CHF	13,046	10.17	53,292	41.77
	USD	1,239,846	946.44		

Foreign Currency Sensitivity

The following tables demonstrate the sensitivity to a reasonably possible change in exchange rates, with all other variables held constant. The impact on the Company's profit before tax is due to changes in the fair value of unhedged monetary assets and liabilities.

	2020-21 (+/-) 5%	2019-20 (+/-) 5%
Effect on profit before tax		
USD	(45.57)	164.67
Euro	72.05	55.20
CHF	(0.51)	2.09
	25.97	221.95

Derivative Financial Instrument

The company holds Derivative financial instrument such as foreign currency forward and option contracts to mitigate the risk of changes in exchange rate on foreign currency exposures. The counterparty for this contract is generally a Bank. Although the company believes that these derivatives constitute hedges from an economic perspective these do not qualify for hedge accounting as per IND AS 109, Financial instrument. Since the above derivatives are not designated as hedges, such derivatives are categorised as financial asset or financial liability at fair value through profit & loss.

Notes to the consolidated financial statements for the year ended 31st March, 2021

	As at 31st March, 2021		As at 31st March, 2020	
	Foreign Currency	Fair Value as on 31.03.2021 (Rs.)	Foreign Currency	Fair Value as on 31.03.2020 (Rs.)
Derivatives not designated as hedges				
Forward Contracts	USD EURO	5,000,000 -	4,000,000 -	3,051.30 -
Option Contracts	USD	500,000	-	-
Mark to Market (Gain)/loss in Forward Contract		(22.80)		(19.88)

(iii) Commodity price risk

Principal Raw Material for Company's products is variety of plastic polymers which are primarily Derivatives of Crude Oil. Company sources its raw material requirement from across the globe. Domestic market prices are also generally remains in sync with international market price scenario. Volatility in Crude Oil prices, Currency fluctuation of Rupee vis-à-vis other prominent currencies coupled with demand-supply scenario in the world market affect the effective price and availability of polymers for the Company. Company effectively manages with availability of material as well as price volatility through:

1. Widening its sourcing base
2. Appropriate contracts and commitments
3. Well planned procurement & inventory strategy and
4. Prudent hedging policy on foreign currency exposure

Risk committee of the Company comprising members from Board of Directors and operations has developed and enacted a risk management strategy regarding commodity Price risk and its mitigation.

B. Credit Risk

Credit risk is the risk that a counter party will not meet its obligations under a financial instrument or customer contract, leading to a financial loss. The Company is exposed to credit risk from its operating activities (primarily trade receivables and advances to suppliers) and from its financing activities, including deposits and other financial instruments.

(i) Trade Receivables

Customer credit risk is managed by each business unit subject to the Company's established policy, procedures and control relating to customer credit risk management. Outstanding customer receivables are regularly monitored. An impairment analysis is performed at each reporting date on an individual basis for major clients. The Company evaluates the concentration of risk with respect to trade receivables as low, as its customers are located in several jurisdictions and operate in largely independent markets.

The ageing analysis of the receivables (gross of provisions) have been considered from the date of the invoice.

	(Rs in Lacs)	
	As at 31st March, 2021	As at 31st March, 2020
Less than 6 months	24,281.27	18,541.13
6 to 12 months	2,366.51	2,040.80
more than 12 months	1,545.64	2,937.07
Total	28,193.42	23,519.00

(ii) Financial Instruments and Cash and bank balances

Credit risk from balances with banks and financial institutions is managed by the Company's treasury department in accordance with the Company's policy. Credit limits of all authorities are reviewed by the Management on regular basis. All balances with banks and financial institutions is subject to low credit risk due to good credit ratings assigned to these entities.

Notes to the consolidated financial statements for the year ended 31st March, 2021

C. Liquidity Risk

The Company monitors its risk of a shortage of funds using a liquidity planning tool. The Company's objective is to maintain a balance between continuity of funding and flexibility through the use of cash credit, letter of credit, factoring, bill discounting and working capital limits.

The table below summarises the maturity profile of the Company's financial liabilities based on contractual payments.

	(Rs in Lacs)			
	Less than 1 year	1 to 5 years	> 5 years	Total
31st March, 2021				
Borrowings				
Term Loans from Banks	-	-	-	-
Long Term Loans from Others	-	-	2,296.68	2,296.68
Vehicle Loan	17.16	10.12	-	27.28
Cash credit from Banks	1,382.66	-	-	1,382.66
Buyers credit from Banks	-	-	-	-
WCDL from Bank	7,169.00	-	-	7,169.00
Other Financial Liabilities other than current maturities of borrowings and lease obligation	557.88	-	-	557.88
Trade Payables	31,972.38	-	-	31,972.38
Finance Lease liability	20.82	58.58	-	79.40
	41,119.91	68.69	2,296.68	43,485.28
31st March, 2020				
Borrowings				
Term Loans from Banks	1,669.57	1,366.04	-	3,035.61
Long Term Loans from Others	-	2,195.21	-	2,195.21
Vehicle Loan	34.78	27.56	-	62.34
Cash credit from Banks	999.15	-	-	999.15
Buyers credit from Banks	1,988.98	-	-	1,988.98
WCDL from Bank	1,900.26	-	-	1,900.26
Other Financial Liabilities other than current maturities of borrowings and lease obligation	1,520.98	-	-	1,520.98
Trade Payables	20,617.65	-	-	20,617.65
	28,731.36	3,588.81	-	32,320.18

44 CAPITAL MANAGEMENT

A. For the purpose of the Company's capital management, equity includes issued equity capital, securities premium and all other equity reserves attributable to the equity share holders, including capital reserve and net debt includes interest bearing loans and borrowings except cash and cash equivalents. The primary objective of the Company's capital management is to safeguard continuity, maintain a strong credit rating and healthy capital ratios in order to support its business and provide adequate return to shareholders through continuing growth.

The Company manages its capital structure and makes adjustments in light of changes in economic conditions and the requirements of the financial covenants. The funding requirement is met through a mixture of equity, internal accruals, long term borrowings and short term borrowings. The Company monitors capital using a gearing ratio, which is net debt divided by total capital plus net debt.

In order to achieve this overall objective, the Company's capital management, amongst other things, aims to ensure that it meets financial covenants attached to the interest-bearing loans and borrowings that define capital structure requirements.

	(Rs in Lacs)	
	As at 31st March, 2021	As at 31st March, 2020
Borrowings	10,924.28	11,994.85
Less: Current investments	-	-
Less: Cash and cash equivalents	795.06	1,519.75
(a) Net Debt	10,129.22	10,475.10
(b) Equity	36,769.90	34,506.36
(c) Equity and Net Debt (a+b)	46,899.12	44,981.46
Gearing Ratio (a/c)	21.60%	23.29%

Notes to the consolidated financial statements for the year ended 31st March, 2021

B. Proposed Dividend

The Board of directors in its Board meeting held on 31st May, 2021 have recommended the payment of a final dividend of Rs 0.20 paise per fully paid up equity share (March 31, 2020 - Rs 0.12 paise), The proposed dividend is subject to the approval of shareholders in the ensuing annual general meeting.

45 NET - DEBT RECONCILIATION

Particulars	(Rs in Lacs)			
	As at		As at	
	31st March, 2021		31st March, 2020	
	Long term Borrowings	Short term borrowings	Long term Borrowings	Short term borrowings
Opening Net Debt	3,697.77	6,592.73	5,288.88	8,682.61
(Proceeds)/Repayment of Borrowings (Net)	1,523.49	(1,976.08)	1,659.16	2,089.87
Interest Expenses (including unwinding of Interest)	562.12	3,563.97	768.62	3,772.12
Interest Paid	398.10	3,563.97	700.57	3,772.12
Closing Net Debt	2,338.30	8,568.82	3,697.77	6,592.73

46 EARNING PER SHARE (EPS)

		As at 31st March, 2021	As at 31st March, 2020
(a) Face value of equity shares	Rs. In INR	2.00	2.00
(b) Profit attributable to equity shareholders	(Rs. in lacs)	2,383.99	3,022.48
(c) Weighted average number of equity shares outstanding	Nos.	94,072,930	94,072,930
(d) Weighted average Earning Per Share (Basic and Diluted)	Rs. In INR	2.53	3.21

47 RESEARCH & DEVELOPMENT EXPENSES

The Company has in-house R&D centre. The details of revenue/capital expenditure incurred by the said R&D Centre during the year are as follows:-

	As at 31st March, 2021	As at 31st March, 2020
(a) Revenue expenditure charged to Statement of Profit and Loss		
Other Expenses	18.43	29.21
(b) Capital expenditure shown under fixed assets schedule	10.25	25.93
Grand Total	28.69	55.13

48 ASSETS PLEDGED AS SECURITY

	(Rs in Lacs)	
	As at 31st March, 2021	As at 31st March, 2020

The carrying amount of Assets pledged as security for current and non current borrowings are :-

A. Current

<u>Financial Assets</u>		
Trade Receivables	28,026.13	23,519.00
Other Current Assets	7,956.63	5,601.62
Cash and Cash Equivalents	774.81	1,519.75
<u>Non Financial Assets</u>		
Inventories	22,864.13	15,228.77
Total Current Assets Pledged as Security	59,621.70	45,869.14

B. Non Current

Movable and immovable properties located at Surangi Unit	13,322.07	14,001.12
Movable and immovable properties located at Daman Unit	1,791.87	1,889.95
Movable and immovable properties located at Silvassa Unit	1,486.13	1,516.48
Movable and immovable properties located at Bhasa Unit	539.22	575.04
Movable and immovable properties located at Dhulagarh Unit	3,368.53	3,464.44

Notes -

- Working Capital facilities (fund based and non fund based limits) are secured by 1st pari passu charge by way of hypothecation over entire current assets, stock and trade receivables of the company both present and future and lien on fixed deposit of INR 1.35 crores and 2nd pari passu charge by way of equitable mortgage over all present and future movable and immovable properties except immovable assets of Dankuni & Falta.

Notes to the consolidated financial statements for the year ended 31st March, 2021

49 VALUE OF IMPORTED AND INDEGENEOUS MATERIAL CONSUMED (Rs in Lacs)

Particulars	As at	%age of	As at	%age of
	31st March, 2021	Total Con- sumption	31st March, 2020	Total Con- sumption
Raw Materials				
i Imported	31,711.50	24%	50,903.48	34%
ii Indegeneous	102,051.99	76%	1,00,034.50	66%
Total	133,763.49	100%	1,50,937.99	100%
Store, Spare parts and Components*				
i Imported	146.89	45%	164.88	23%
ii Indegeneous	176.76	55%	561.06	77%
Total	323.65	100%	725.94	100%

*Note :- The Consumption of store, spare parts and components includes direct store consumption shown separately in Note -33 and it also includes indirect consumption in various other expenses head such as Repair and maintenance etc.

50 VALUE OF IMPORTS ON CIF BASIS

Particulars	(Rs in Lacs)	
	As at 31st March, 2021	As at 31st March, 2020
Raw Materials	32,102.93	51,254.39
Stors, Spare parts and Components	146.89	164.88
Capital Goods	106.17	49.34
Total	32,355.99	51,468.60

51 EARNING IN FOREIGN CURRENCY (ACCRUAL BASIS)

Particulars	(Rs in Lacs)	
	As at 31st March, 2021	As at 31st March, 2020
Exports at FOB Value	34,955.71	26,723.71
Total	34,955.71	26,723.71

52 EXPENDITURE IN FOREIGN CURRENCY (ACCRUAL BASIS)

Particulars	(Rs in Lacs)	
	As at 31st March, 2021	As at 31st March, 2020
Travelling	19.05	33.16
Interest	20.51	30.72
Other Matters	751.55	808.26
Total	791.11	872.14

53 LEASES

Ministry of Corporate Affairs ("MCA") through Companies (Indian Accounting Standards) Amendment Rules, 2019 and Companies (Indian Accounting Standards) Second Amendment Rules, has notified Ind AS 116 Leases which replaces the existing lease standard, Ind AS 17 Leases and other interpretations. Ind AS 116 sets out the principles for the recognition, measurement, presentation and disclosure of leases for both lessees and lessors. It introduces a single, on-balance sheet lease accounting model for lessees.

Notes to the consolidated financial statements for the year ended 31st March, 2021

Effective April 1, 2019, the Company has adopted Ind AS 116 "Leases" using modified retrospective approach. The Company's lease asset classes primarily consist of leases for buildings, machinery and warehouses. These leases were classified as "Cancellable Operating Leases" under Ind AS 17. On transition to Ind AS 116 "Leases", the Company has used following practical expedient, when applying Ind AS 116 to leases previously classified as operating leases under Ind AS 17.

- The company didn't recognized Right to Use and Lease liabilities for lease for which the lease terms pertaining to the uncancellable period ends within 12 months on the date of initial transition and low value assets.
- The Company excluded initial direct cost from measurement of the Right to Use assets at the date of initial application.
- The Company uses hindsight in determining the lease term where the contract contains options to extend or terminate the lease.

Hence, the Company has recognised the lease payments associated with those leases as an expense on a straight line basis over the lease term. Lease liabilities were measured at the present value of remaining lease payments, discounted at the Company's actuarial discounting rate. Right to Use is measured at an amount equal to the lease liability adjusted by the amount of any prepaid or accrued lease payments.

Following are the changes in the carrying value of right of use assets for the year ended March 31, 2021:

Particulars	(Rs. in lacs.)
	Total
Balance as at 31st March 2020 (Gross)	-
Additions for the year	93.43
Balance as at 31st March 2021 (Gross)	93.43
Accumulated Amortisation as at 31st March 2020	-
Amortisation for the year	10.90
Accumulated Amortisation as at 31st March 2021	10.90
Net Balance as at 31st March 2021	82.53
Net Balance as at 31st March 2020	-

Following is the movement in lease liabilities during the year ended March 31, 2021

Particulars	(Rs. in lacs.)
Balance as at 31st March 2020	-
Additions during the year	92.19
Interest accrued during the year	0.39
Deletions	-
Payment of Lease Liabilities	13.18
Balance as at 31st March 2021	79.40
- Current lease liabilities	20.82
- Non Current lease liabilities	58.58

Break up of Contractual maturities of Lease Liabilities as at March 31, 2021 on an undiscounted basis

Particulars	(Rs. in lacs.)
Less than 1 year	23.03
One to Five year	78.68

Short-term leases expenses incurred for the year ended 31st March, 2021:

Particulars	Year Ended	Year Ended
	31st March	31st March
	2021	2020
	(Amount in	(Amount in
	lacs.)	lacs.)
Rental expense	643.00	676.38

54 IMPACT OF COVID-19

The year ended March 31, 2021 was unprecedented due to the spread of Coronavirus pandemic across the globe, impacting all the geographies of our operations in the early months of the period. As per our current assessment, no significant impact on carrying amounts of inventories, goodwill, intangible assets, trade receivables, other investments and other financial assets is expected, and we continue to monitor changes in future economic conditions.

Notes to the consolidated financial statements for the year ended 31st March, 2021

55 The Board of Directors of the Company, at its meeting held on 11th December, 2020 had considered and approved a draft Composite Scheme of Arrangement ('Scheme') between Kkalpana Industries (India) Ltd. ('the Demerged Company') and Ddev Plastiks Industries Ltd. ('the Resulting Company'), a wholly owned subsidiary of the Company, to demerge the compounding unit of the Company to the Resulting Company, subject to necessary approvals from the concerned authorities, with effect from 1st April 2021 as the Appointed Date. The Company is in the process of obtaining approvals from the concerned authorities. Pending such necessary regulatory approvals and other compliances, no adjustments have been made in the books of account and in the accompanying results.

56 RECENT INDIAN ACCOUNTING STANDARDS (IND AS)

Ministry of Corporate affairs (MCA) notifies new standards or amendment to the existing standards. There is no such notification which would have been applicable from April 01, 2021.

57 Previous year figures have been regrouped/rearranged/ reclassified where necessary to correspond with current year figures.

For B. Mukherjee & Co.

Chartered Accountants
Firm Registration No:302096E

S K Mukherjee
Partner
Membership No.006601
Date : 31st May, 2021
Place : Kolkata

Narrindra Suranna
(DIN: 00060127)
Chairman and Managing Director

Tanvi Panday
(Membership No. ACS 31176)
Company Secretary

For and on behalf of Board of Directors

Rajesh Kumar Kothari
(DIN: 02168932)
Whole Time Director

Indar Chand Dakalia
Chief Financial Officer



Kkalpana Industries (India) Limited

(Formerly : Kalpena Industries Limited)

2B, Pretoria Street, Kolkata - 700 071,

Tel : +91-33-2282 3744 /45/3671/99, Fax : +91-33-2282 3739

E-mail : kolkata@kkalpana.co.in

www.kkalpanagroup.com