



Kkalpana Industries (India) Limited

(Formerly Kalpena Industries Ltd.)

Date: 08th April, 2015.

To,
The Manager,
Listing Department,
The Bombay Stock Exchange Limited (Designated Stock Exchange)
PJ Towers, Dalal Street,
Mumbai – 400 001

Fax: 022 - 2272 3121/2037/39/41/61/1072

Sub: Filing of Quarterly Compliances for the Quarter ended 31st March, 2015.

Dear Sirs,

Enclosed please find herewith the followings for the Quarter ended 31st March, 2015, for your record and reference:

1. Shareholding Pattern as per Clause 35 of the Listing Agreement.
2. Corporate Governance Certificate as per Revised Clause 49 of the Listing Agreement.


Thanking You,

Yours faithfully,

For Kkalpana Industries (India) Limited

A.B. Chakrabarty (Membership No. FCS 7184)
(Company Secretary)

Address: P-145 Kalindi Housing Estate, Kolkata – 700 089.



CC:

1. The Calcutta Stock Exchange Limited, 7, Lyons Range, Calcutta- 700 001.

Regd. Office : 2B, Pretoria Street, Kolkata - 700 071
Tel. : +91-33-2282 3744/45/3671/99, Fax : +91-33-2282 3739, E-mail : kolkata@kkalpana.co.in
Mumbai Office : 108, Centre Point, 1st Floor, J. B. Nagar, Andheri - Kurla Road, Andheri (E), Mumbai - 400 059
Tel. : +91-22-4012 1470/71/72, Fax : +91-22-4012 1473, E-mail : mumbai@kkalpana.co.in

www.kkalpanagroup.com

CIN : L19202WB1985PLC039431

Introductory sub-table (I)(a)

Name of the Company: KKALPANA INDUSTRIES (INDIA) LIMITED			
Scrip Code, Name of the scrip, class of security: 526409 (BSE), KALPENA, EQUITY			
Quarter ended: 31st March, 2015			
Partly paid-up shares:-	No. of partly paid-up shares	As a % of total no. of partly paid-up shares	As a % of total no. of shares of the company
Held by promoter/promoter group	NIL	NA	NA
Held by public	NIL	NA	NA
Total - D	NIL	NA	NA
Outstanding convertible securities:-	No. of outstanding securities	As a % of total no. of outstanding convertible securities	As a % of total no. of shares of the company, assuming full conversion of the convertible securities
Held by promoter/promoter group	NIL	NA	NA
Held by public	NIL	NA	NA
Total - E	NIL	NA	NA
Warrants:-	No. of warrants	As a % of total no. of warrants	As a % of total no. of shares of the company, assuming full conversion of warrants
Held by promoter/promoter group	NIL	NA	NA
Held by public	NIL	NA	NA
Total - F	NIL	NA	NA
Total paid-up capital of the company, assuming full conversion of warrants and convertible securities			
	18814586		100

For Kkalpana Industries (India) Limited

[Signature]

Company Secretary

Statement Showing Shareholding Pattern								
Category code	Category of Shareholder	Number of Shareholders	Table (I)(a)		Total shareholding as a percentage of total number of shares		Shares Pledged or otherwise encumbered	
			Total number of shares	Number of shares held in dematerialized form	As a percentage of (A+B) ¹	As a percentage of (A+B+C)	Number of shares	As a percentage
(I)	(II)	(III)	(IV)	(V)	(VI)	(VII)	(VIII)	(IX) = (VIII)/(IV)*100
(A)	Shareholding of Promoter and Promoter Group ²							
1	Indian							
(a)	Individuals/ Hindu Undivided Family							
		5	152972	152972	0.81	0.81	0	0.00
(b)	Central Government/ State Government(s)	0	0	0	0.00	0.00	0	0.00
(c)	Bodies Corporate	4	13700703	13700703	72.82	72.82		0.00
(d)	Financial Institutions/ Banks	0	0	0	0.00	0.00	0	0.00
(e)	Any Others(Specify)	0	0	0	0.00	0.00	0	0.00
(e-i)		0	0	0	0.00	0.00	0	0.00
(e-ii)		0	0	0	0.00	0.00	0	0.00
	Sub Total(A)(1)	9	13853675	13853675	73.63	73.63	0	0.00
2	Foreign							
a	Individuals (Non-Residents Individuals/ Foreign Individuals)							
		0	0	0	0.00	0.00	0	0.00
b	Bodies Corporate	0	0	0	0.00	0.00	0	0.00
c	Institutions	0	0	0	0.00	0.00	0	0.00
d	Any Others(Specify)	0	0	0	0.00	0.00	0	0.00
d-i		0	0	0	0.00	0.00	0	0.00
d-ii		0	0	0	0.00	0.00	0	0.00
		0	0	0	0.00	0.00	0	0.00
		0	0	0	0.00	0.00	0	0.00
	Sub Total(A)(2)	0	0	0	0.00	0.00	0	0.00
	Total Shareholding of Promoter and Promoter Group (A)= (A)(1)+(A)(2)	9	13853675	13853675	73.63	73.63	0	0.00
(B)	Public shareholding							
1	Institutions							
(a)	Mutual Funds/ UTI	3	800	0	0.00	0.00	0	0.00
(b)	Financial Institutions/ Banks	0	0	0	0.00	0.00	0	0.00
(c)	Central Government/ State Government(s)	0	0	0	0.00	0.00	0	0.00
(d)	Venture Capital Funds	0	0	0	0.00	0.00	0	0.00
(e)	Insurance Companies	0	0	0	0.00	0.00	0	0.00

For Kkalpana Industries (India) Limited
A. S. Chavan
 Company Secretary

(f)	Foreign Institutional Investors	0	0	0	0.00	0.00	0	0.00
(g)	Foreign Venture Capital Investors	0	0	0	0.00	0.00	0	0.00
(h)	Any Other (specify)	0	0	0	0.00	0.00	0	0.00
(h-i)		0	0	0	0.00	0.00	0	0.00
(h-ii)		0	0	0	0.00	0.00	0	0.00
	Sub-Total (B)(1)	3	800	0	0.00	0.00	0	0.00
B 2	Non-institutions							
(a)	Bodies Corporate	120	2920169	1317069	15.52	15.52	0	0.00
(b)	Individuals							
I	Individuals -i. Individual shareholders holding nominal share capital up to Rs 1 lakh	7252	1472902	964173	7.83	7.83	0	0.00
II	ii. Individual shareholders holding nominal share capital in excess of Rs. 1 lakh.	13	447797	447797	2.38	2.38	0	0.00
(c)	Any Other (specify)	0	0	0	0.00	0.00	0	0.00
(c-i)	Trust & Foundations, OCB	0	0	0	0.00	0.00	0	0.00
(c-ii)	Non Resident Individuals	218	102202	35102	0.54	0.54	0	0.00
(c-iii)	Clearing Members	29	17041	17041	0.09	0.09	0	0.00
	Sub-Total (B)(2)	7632	4960111	2781182	26.36	26.36	0	0.00
(B)	Total Public Shareholding (B)=(B)(1)+(B)(2)	7635	4960911	2781182	26.37	26.37	0	0.00
	TOTAL (A)+(B)	7644	18814586	16634857	100.00	100.00	0	0.00
(C)	Shares held by Custodians and against which Depository Receipts have been issued							
1	Promoter and Promoter Group	0	0	0	0	0.00	0	0.00
2	Public	0	0	0	0	0.00	0	0
	Sub-Total (C)	0	0	0	0	0	0	0
	GRAND TOTAL (A)+(B)+(C)	7644	18814586	16634857	100	100.00	0	0.00


For Kkalpana Industries (India) Limited

 Company Secretary

(1)(b) Statement showing holding of securities (including shares, warrants, convertible securities) of persons belonging to the category "Promoter and Promoter Group"

Sr. No.	Name of the shareholder	Details of Shares held		Encumbered shares (*)		Details of warrants		Details of convertible securities		Total shares (including underlying shares assuming full conversion of warrants and convertible securities) as a % of diluted share capital	
		Number of shares held	As a % of grand total (A)+(B)+(C)	No.	As a percentage (V)=(V)/(III)*100	As a % of grand total (A)+(B)+(C) of sub-clause (I)(a)	Number of warrants held	As a % of total number of warrants of the same class	Number of convertible securities held	As a % of total number of convertible securities of the same class	
(I)	(II)	(III)	(IV)	(V)	(VI)=(V)/(III)*100	(VII)	(VIII)	(IX)	(X)	(XI)	(XII)
1	Tara Devi Surana	101	0.0005	0	NA	0.00	NIL	NA	NIL	NA	0.0005
2	Narindra Surana	400	0.0021	0	NA	0.00	NIL	NA	NIL	NA	0.0021
3	Dev Krishna Surana	136770	0.7269	0	NA	0.00	NIL	NA	NIL	NA	0.7269
4	Surendra Kt. Surana	701	0.0037	0	NA	0.00	NIL	NA	NIL	NA	0.0037
5	Dalim Chand Surana	15000	0.0797	0.	NA	0.00	NIL	NA	NIL	NA	0.0797
6	Shyamabha Trexim Pvt.Ltd	3110336	16.5315	0	NA	0.00	NIL	NA	NIL	NA	16.5315
7	Shriram Financial Consultants Pvt. Ltd	8957034	47.6069	0	NA	0.00	NIL	NA	NIL	NA	47.6069
8	Imbara Holdings Pvt. Ltd.	1450000	7.7068	0	NA	0.00	NIL	NA	NIL	NA	7.7068
9	Krishna Commodities Pvt. Ltd.	183333	0.9744	0	NA	0.00	NIL	NA	NIL	NA	0.9744
	TOTAL	13853675	73.63	0	0.00	0.00	0	0	0	0	73.6326


(*) The term "encumbrance" has the same meaning as assigned to it in regulation 28(3) of the SAST Regulations, 2011

For Kkalpand Industries (India) Limited

 K.K. Chaudhary
 Company Secretary

(1)(c)(i) Statement showing holding of securities (including shares, warrants, convertible securities) of persons belonging to the category "Public" and holding more than 1% of the total number of shares

Sr. No.	Name of the shareholder	Number of shares held	Shares as a percentage of total number of shares (i.e., Grand Total (A)+(B)+(C) indicated in Statement at para (1)(a) above)	Details of warrants		Details of convertible securities		Total shares (including underlying shares assuming full conversion of warrants and convertible securities) as a % of diluted share capital
				Number of warrants held	As a % total number of warrants of the same class	Number of convertible securities held	% w.r.t total number of convertible securities of the same class	
1	Subhlabh Vintrade Pvt. Ltd	1550000	8.24	NIL	NA		NA	8.24
2	Jaqua Industries & Sales Co. Pvt. Ltd	918027	4.88	NIL	NA		NA	4.88
3	Isana Green Ventures Ltd	213634	1.14	NIL	NA		NA	1.14
4								
5								
TOTAL		2681661	14.25	0	NA	0	NA	14.25

For Kkalpana Industries (India) Limited


Company Secretary

(I)(c)(ii) Statement showing holding of securities (including shares, warrants, convertible securities) of persons (together with PAC) belonging to the category "Public" and holding more than 5% of the total number of shares of the company

Sr. No.	Name(s) of the shareholder(s) and the Persons Acting in Concert (PAC) with them	Number of shares	Shares as a percentage of total number of shares {i.e., Grand Total (A)+(B)+(C) indicated in Statement at para (I)(a) above}	Details of warrants		Details of convertible securities		Total shares (including underlying shares assuming full conversion of warrants and convertible securities) as a % of diluted share capital
				Number of warrants	As a % total number of warrants of the same class	Number of convertible securities held	% w.r.t total number of convertible securities of the same class	
1	Subhlabh Vintrade Pvt. Ltd	1550000	8.24	0	NA	0	NA	8.24
2								
3								
4								
5								
TOTAL		1550000	8.24	0	NA	0	NA	8.24


For Kkalpana Industries (India) Limited


Company Secretary

(I)(d) Statement showing details of locked-in shares

Sr. No.	Name of the shareholder	Number of locked-in shares	Locked-in shares as a percentage of total number of shares (i.e., Grand Total (A)+(B)+(C) indicated in Statement at para (I)(a) above}	Promoter /Promoter Group/Public
1	NIL	NIL	NIL	NIL
2				
3				
4				
TOTAL		0	NIL	


For Kkalpana Industries (India) Limited


Company Secretary

(II)(a) Statement showing details of Depository Receipts (DRs)

Sr. No.	Type of outstanding DR (ADRs, GDRs, SDRs, etc.)	Number of outstanding DRs	Number of shares underlying outstanding DRs	Shares underlying outstanding DRs as a percentage of total number of shares {i.e., Grand Total (A)+(B)+(C) indicated in Statement at para (I)(a) above}
1	NA	NA	NA	NA
2				0.00
3				0.00
4				0.00
5				0.00
6				0.00
7				0.00
8				0.00
9				0.00
TOTAL		0	0	0.00


For Kkalpana Industries (India) Limited


Company Secretary

(II)(b) Statement showing holding of Depository Receipts (DRs), where underlying shares held by "promoter/promoter group" are in excess of 1% of the total number of shares

Sr. No.	Name of the DR Holder	Type of outstanding DR (ADRs, GDRs, SDRs, etc.)	Number of shares underlying outstanding DRs	Shares underlying outstanding DRs as a percentage of total number of shares {i.e., Grand Total (A)+(B)+(C) indicated in Statement at para (I)(a) above}
1	NA	NA	NA	NA
2				
3				
4				
5				
6				
7				
8				
9				
TOTAL			0	0.00

For Kkalpana Industries (India) Limited


Company Secretary